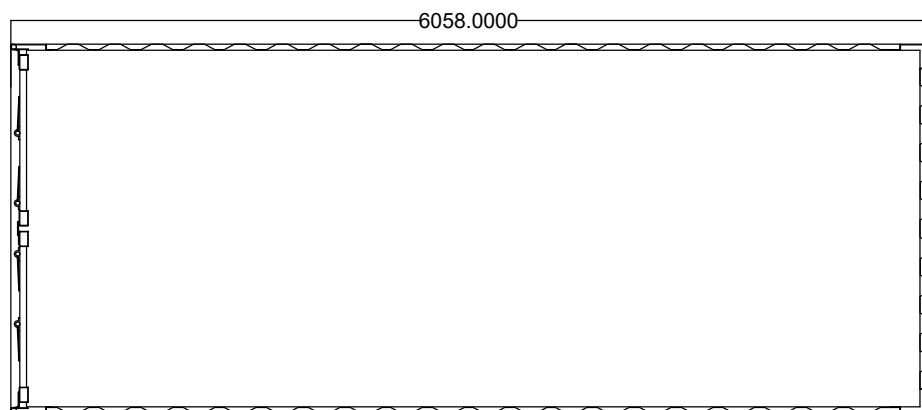



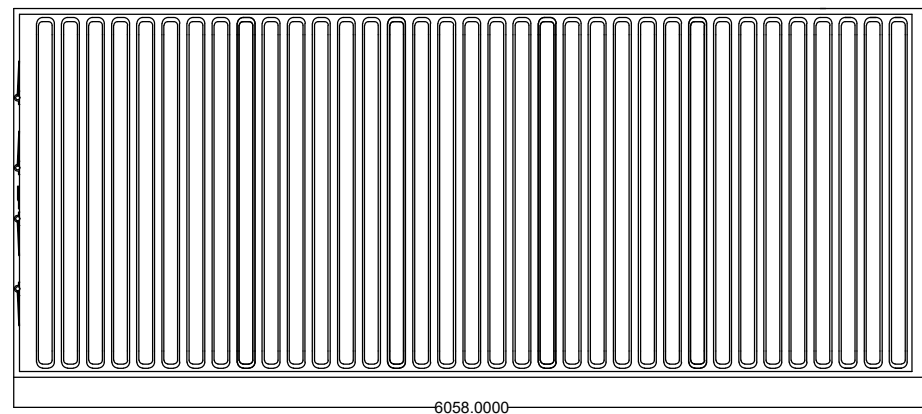
Plan



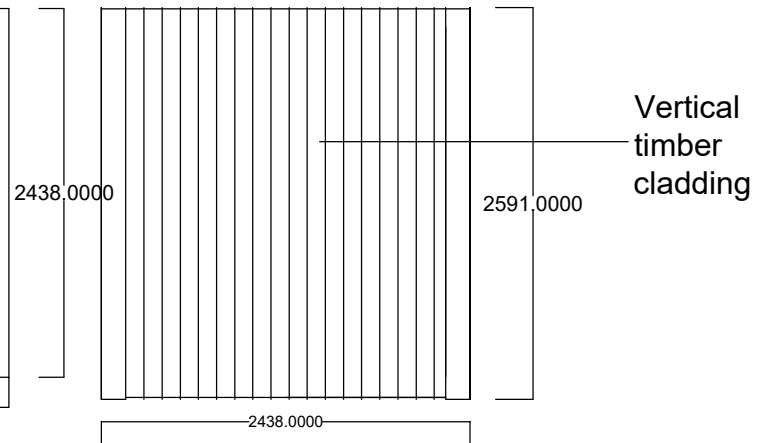
Section



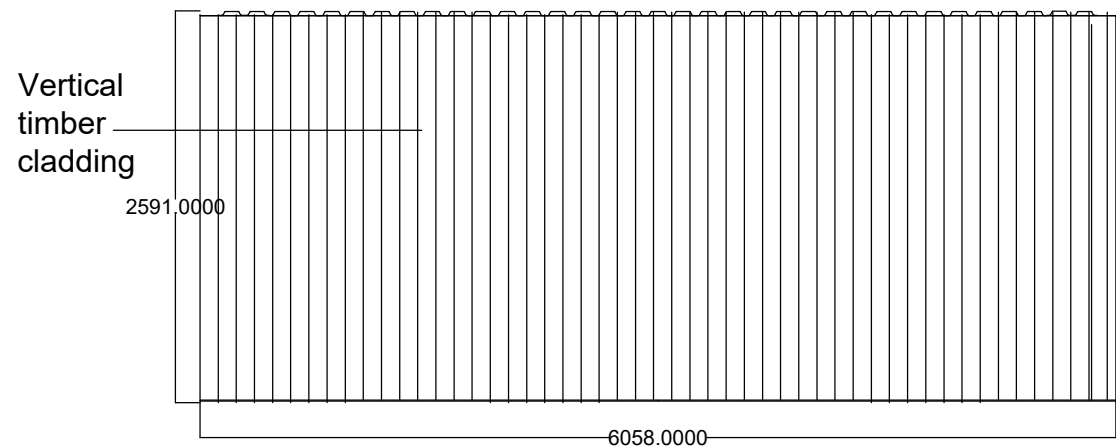
Roof Plan



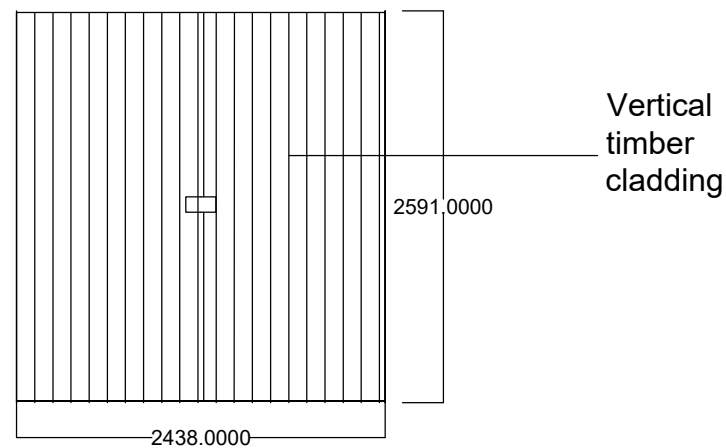
Front Elevation



Side Elevation



Door Elevation



**STORAGE CONTAINER**

**Site:** Land off Moor Lane  
West Bradford  
Clitheroe  
BB7 3JY

**Client:** Mr Cherry

**Drawn:** BS

**Date:** 26.09.22

**Scale:** 1:50 @ A3

**Project No:** CHE/01 - Dwg 07

**Amendments:**

--	--	--	--	--	--	--	--	--	--

**Notes:**  
All work is to be carried out to the latest current British standards Codes of Practice and recognised working practices.  
All work and materials should comply with Health and Safety legislation and to be approved by the Local Authority Planning / Building Control Officer.  
All dimensions are in millimetres unless where explicitly shown otherwise. The contractor should check and clarify all dimensions as work proceeds and notify the design team of any discrepancies. Do not scale off the drawings, if in doubt ask.  
Avalon Chartered Town Planning are not liable for work undertaken prior to Full Planning Consent and/or Building Regulations Approval

**Avalon** 

Chartered Town Planning

Town Planning - Architectural Design - Building Regulations - Surveying

2 Reedley Business Centre, Redman Road, Burnley, Lancashire, BB10 2TY

**Phone:** 01282 834834

**Email:** brian@avalontownplanning.co.uk  
darrell@avalontownplanning.co.uk