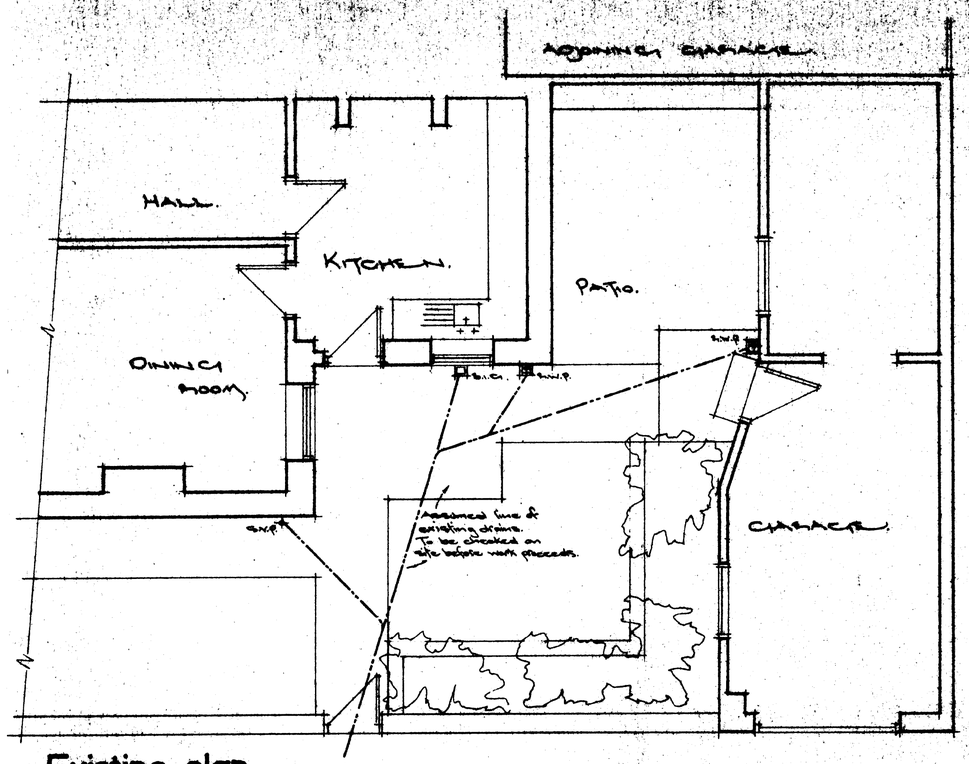
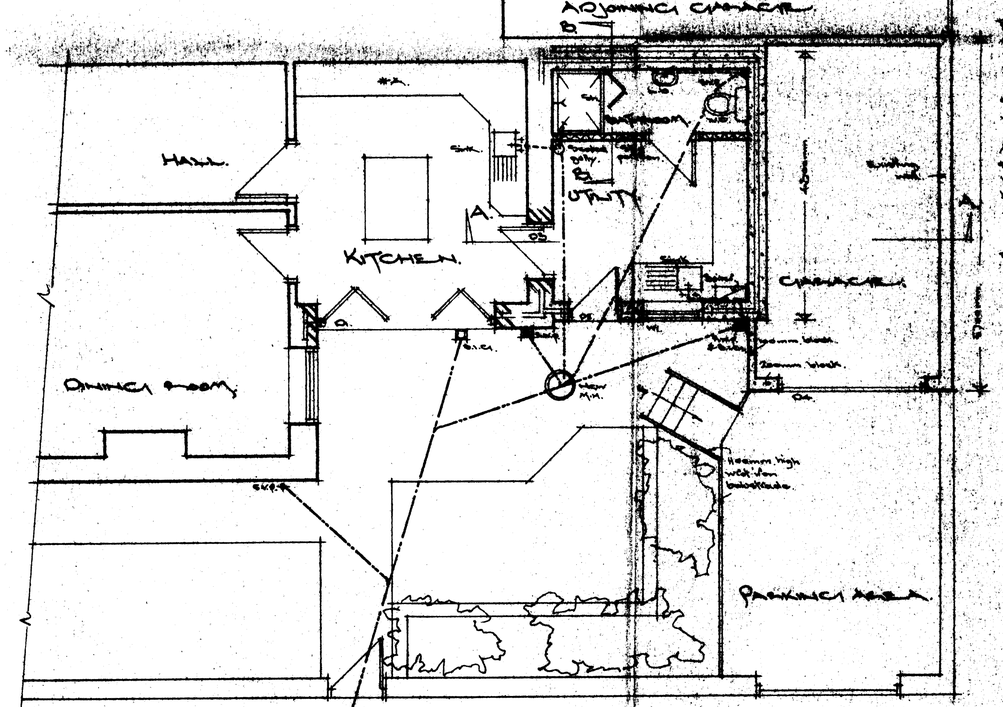


Existing plan.

Scale : 1:100.



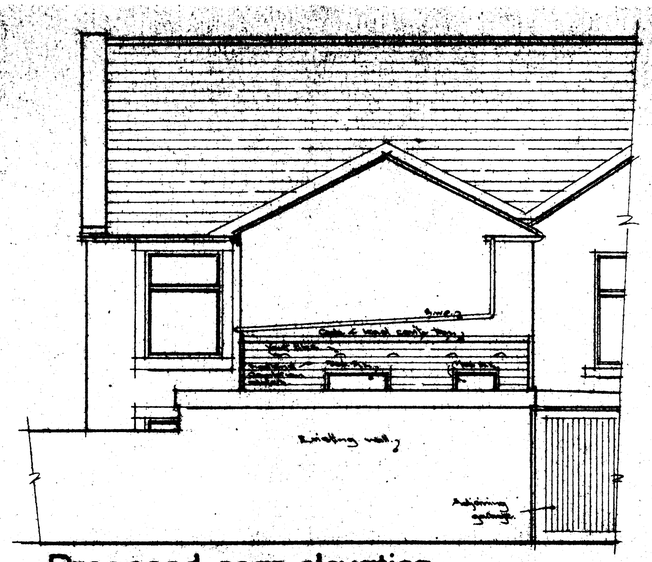
Proposed plan.

Lintel calc's to O1. (Check with supplier to ensure load)
Span - 2.5m.
Load - Wall 3.2 x 2.6 = 8.32
Roof 2.9 x 1.7 = 4.93
Total U.D.L. = 2.5 x 12.25 = 30.63 kN
Allowable def = 2500/500 = 7.5mm

Use 3 no. 178 x 102mm x 19kg/m UB's bolted together with separators & with web continuous.

Cavity closers to be provided around openings in cavity construction.

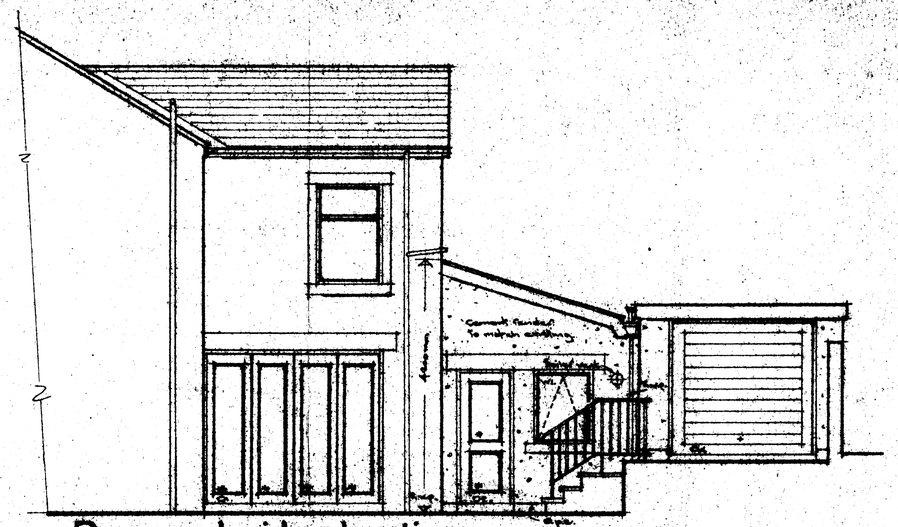
Provide concentrated load calc. & weight on foundation.



Proposed rear elevation.

Lean-to Roof - Cambrian slates on 38x25mm. battens on reinforced breathable felt on 150x47mm. rafters at 400mm. centres (double rafter to each side of roof light).
Ceiling - 12mm. plank. on 38x38mm. timber support battens on 19x47mm. ceiling joists at 400mm. c/c. Insulation - 100mm. fibre glass quilt between joists, plus 12mm. foil backed plasterboard. Fix to underside of all lean-to roof light. light units.
Fresh air vents to be installed via slate vents to give equivalent of 25mm. continuous air gap to top & bottom of roof slope. Minimum air space over insulation 50mm.
Cavity Wall - Facing bricks to match existing on 100mm. lightweight concrete blocks with 50mm. cavity between. Cavity filled with 50mm. thick rigid urethane foam insulation boards. Internal leaf of 100mm. lightweight concrete blocks on 12.5mm. plasterboard on dabs.
Ground floor - 100mm. concrete slab on 150mm. hardcore on 1200 gauge polythene dpm. on 50mm. sand blinding. Insulation - 50mm. thick rigid urethane foam insulation boards with 5mm. screed finish. Dpc to be provided at junction of new floor slab with existing floor slab. Dpc to be provided at junction of new cavity wall with existing cavity wall. Insulation continuous with cavity.
Foundations - 450mm. wide x 225mm. deep concrete strip foundations on undisturbed natural ground.
Drainage - Surface water to be connected to existing system. Foul water to be connected to existing system. Existing drains to be checked on site before work proceeds. Any defective drains to be reported to Building Inspector before work proceeds.
Damp proof course - 150mm. wide dpc to be provided in external walls at least 150mm. above ground level.
Windows - Timber double glazed windows with trickle ventilators to comply with Building Regulations. Glazing in critical locations to comply with Building Regulations.
Doors - Timber doors to comply with Building Regulations.
Rainwater goods - Pressed aluminium gutters and downpipes.
Internal finishes - Plasterboard and skim coat finish to walls and ceilings. Ceramic tiles to splashback areas.
Sanitary fittings - White sanitary fittings throughout.
Kitchen - Fitted kitchen units with laminated worktops.
Electrical installation - To be carried out in accordance with Building Regulations Part P. Circuits to be designed, installed, tested & certified by persons competent to do so. Prior to completion the L.A. should be issued with the appropriate BS7671 Electrical Installation Certificate.

Existing rear elevation.



Proposed side elevation.

Ventilation - Kitchen to have mechanical extract with manual control to cooker hood/hob.
Utility - ability to close to window/external.
Bathroom - ability to close to window/external.

Drainage - Surface water to be connected to new system of water butts to rear. Volume of water to be stored in Rainwater Harvesting Butts. Foul water to be connected to existing drainage system. Existing drains to be checked on site before work proceeds. Any defective drains to be reported to Building Inspector before work proceeds.
Foundations - Strip footings to be taken down to a depth of 1.0m. below external ground level. Foundations to step where ground levels rise with horizontal and vertical steps. Minimum depth of foundations to be 450mm. below external ground level. Foundations to be taken down to a depth sufficient to avoid the influence of trees. Minimum depth of foundations to be 1.0m. where influenced by trees