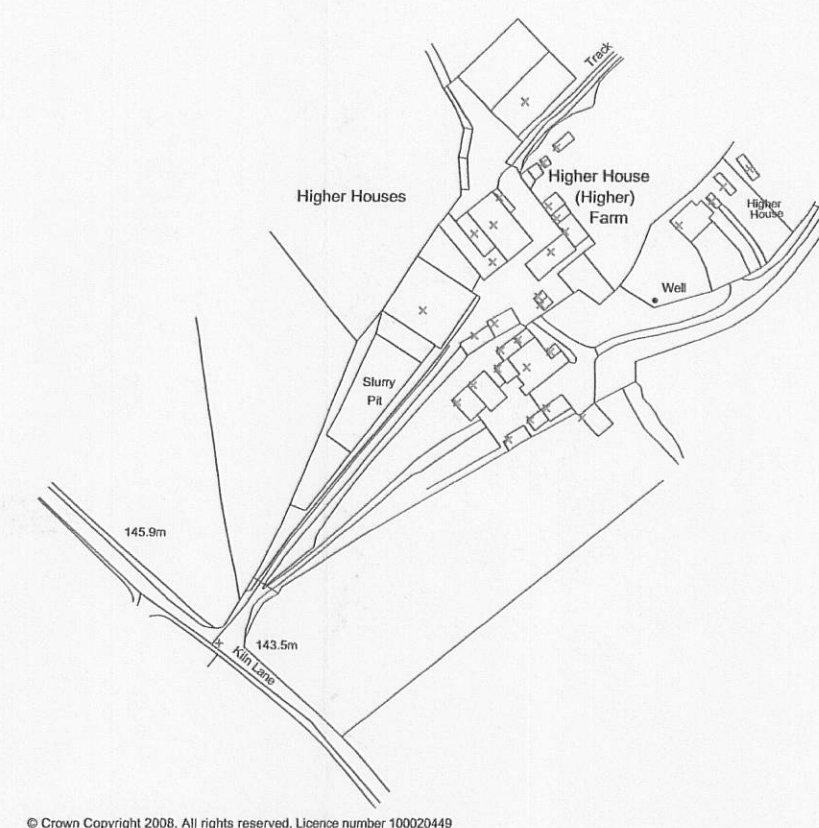
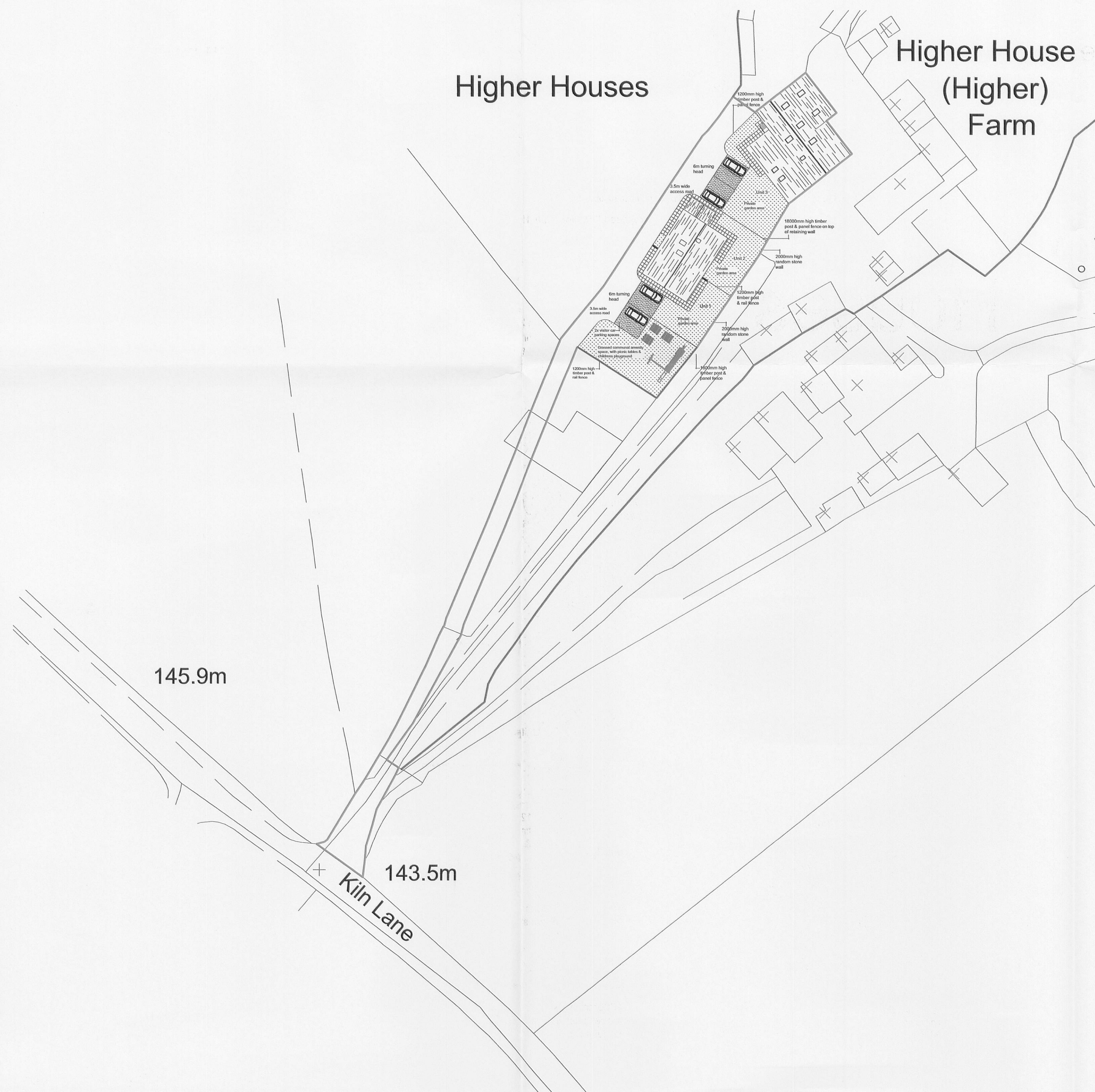


Proposed holiday cottage development at, Higher Farm, Kiln Lane, Paythorne, Gisburn~



Existing Location Plan 1:2500



Proposed Site Plan 1:500



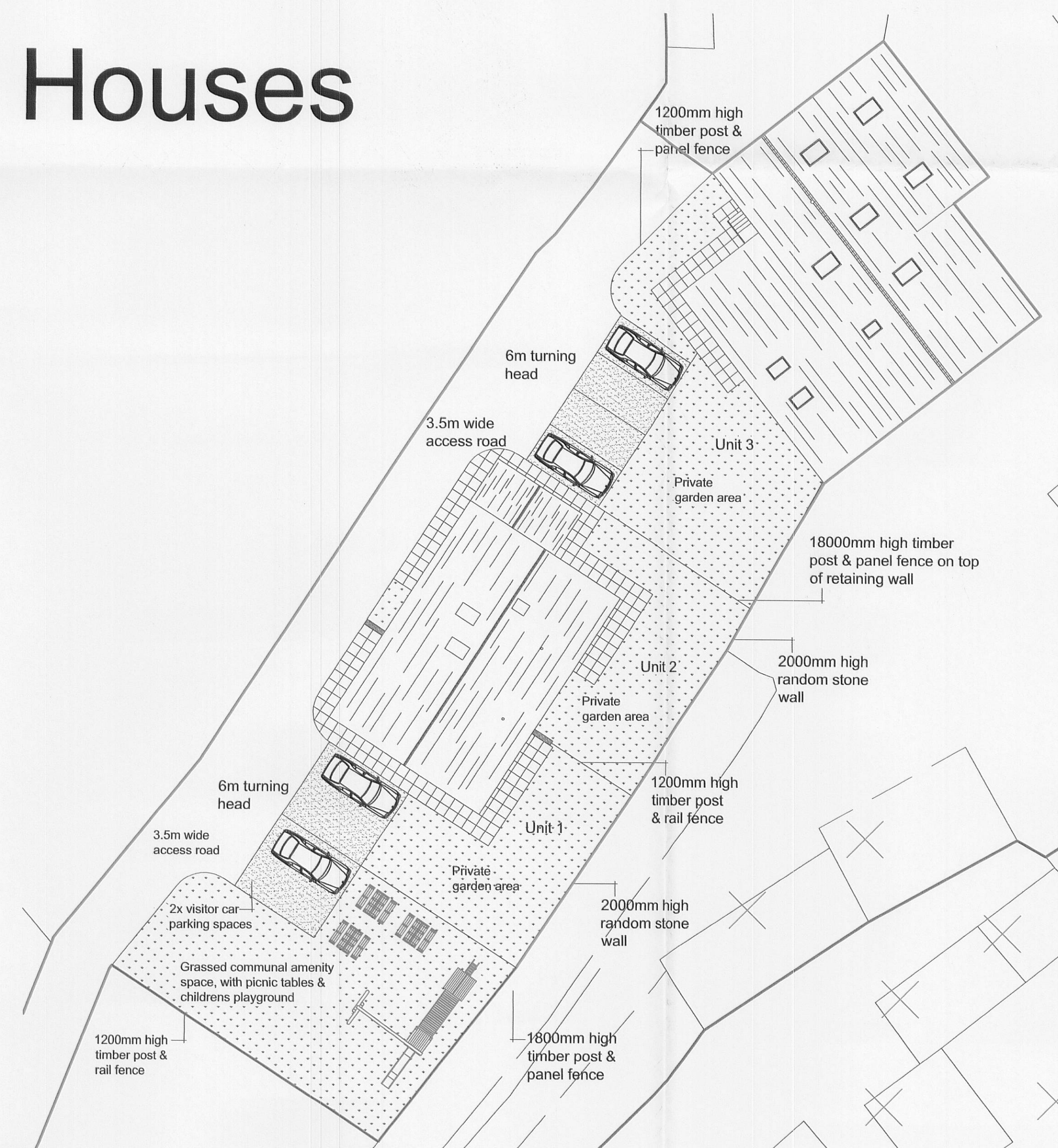
© Crown Copyright 2008. All rights reserved. Licence number 100020449

Proposed Location Plan 1:1250

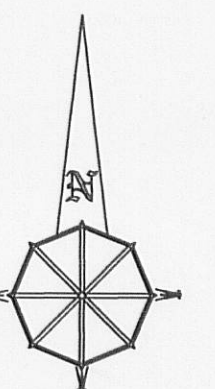
32009 0061P

AMENDED PLANS RECEIVED  
DATE 18/3/09

# Houses



Proposed Detailed Site Plan 1:200



**Notes:**

All work is to be carried out to the latest current British standards Codes of Practice and recognised working practices.

All work and materials should comply with Health and Safety legislation.

All dimensions are in millimetres where explicitly shown otherwise.

The contractor should check and certify all dimensions as work proceeds and notify the architect of any discrepancies.

Do not scale off the drawings, if in doubt ask.

**Amendment B:** 17.03.09 further to comments by highways officer amend visitor & unit 1 car parking detail. Submit plans to LPA for approval.

**Amendment A:** 06.03.09 further to comments by LPA amend fenestration details of unit 3. Include external door to utility of unit 2. Submit plans to LPA for approval.



Mary Hoerty Associates

Chartered Surveyors  
34 Wellgate  
Clitheroe  
Lancashire BB7 2DP

T: 01200 442301  
F: 01200 442302  
Email: [info@ghaonline.co.uk](mailto:info@ghaonline.co.uk)

**Title:** Proposed holiday cottage development at  
Higher Farm  
Kiln Lane  
Paythorne  
Gisburn  
BB7 4JD

Project No: Gre/304/771/04	Drawn: AJM
----------------------------	------------

**Client:** Mr S. Green

<b>Date:</b> 6.11.08	<b>Scale:</b> 1:200/500
----------------------	-------------------------

Amendments:	A	B					
-------------	---	---	--	--	--	--	--