30 JAN 2012

THE
TION OF

RIBBLE VALLEY
BOROUGH COUNCIL

For office use only
Application No 3/2012/0128 P
Date received
Fee paid £ Receipt No:

Council Offices, Church Walk, Clitheroe, Lancashire. BB7 2RA Tel: 01200 425111 www.ribblevalley.gov.uk

Householder Application for Planning Permission for works or extension to a dwelling. Town and Country Planning Act 1990

You can complete and submit this form electronically via the Planning Portal by visiting www.planningportal.gov.uk/apply

Publication of applications on planning authority websites

Please note that the information provided on this application form and in supporting documents may be published on the Authority's website. If you require any further clarification, please contact the Authority's planning department.

Please complete using block capitals and black ink
It is important that you read the accompanying guidance notes as incorrect completion will delay the processing of your application.

1. Applicant Name and Address

Title: MR First name: PETER
Last name: FOLEY
Company (optional):
Unit: House number: House suffix:
House name: WADDOW LODGE
Address 1: WADDINGTON ROAD
Address 2: WADDINGTON
Address 3:
Town: CLITHEROE
County: LANCASHIRE
Country: UK
Postcode: BB7 3HQ

2. Agent Name and Address

Title: MR First name: PETER
Last name: HITCHEN
Company (optional): SOLAR POWER PV LTD
Unit: House number: House suffix:
House name: LANCASHIRE HOUSE
Address 1: THE SIDINGS BUSINESS PARK
Address 2: WHALLEY
Address 3:
Town:
County: LANCASHIRE
Country: UK
Postcode: BB7 9SE

3. Description of Proposed Works

Please describe the proposed works:

NEW 2.25 KWP SOLAR PV INSTALLATION ON THE SOUTH WEST FACING ROOF SLOPE

320120128P

3. Description of Proposed Works (continued)

Has the work already started? ☐ Yes ☑ No

If Yes, please state when the work was started (DD/MM/YYYY): (date must be pre-application submission)

Has the work already been completed? ☐ Yes ☑ No

If Yes, please state when the work was completed (DD/MM/YYYY): (date must be pre-application submission)

4. Site Address Details

Please provide the full postal address of the application site.

Unit: House number: House suffix:

House name: WADDOW LODGE

Address 1: WADDINGTON ROAD

Address 2:

Address 3:

Town: WADDINGTON

County: LANCASHIRE

Postcode (optional): BB7 3HQ

5. Pedestrian and Vehicle Access, Roads and Rights of Way

Is a new or altered vehicle access proposed to or from the public highway? ☐ Yes ☑ No

Is a new or altered pedestrian access proposed to or from the public highway? ☐ Yes ☑ No

Do the proposals require any diversions, extinguishments and/or creation of public rights of way? ☐ Yes ☑ No

If Yes to any questions, please show details on your plans or drawings and state the reference number(s) of the plan(s)/ drawing(s):

6. Pre-application Advice

Has assistance or prior advice been sought from the local authority about this application? ☑ Yes ☐ No

If Yes, please complete the following information about the advice you were given. (This will help the authority to deal with this application more efficiently)

Please tick if the full contact details are not known, and then complete as much possible: ☐

Officer name: CLAIRE BOOTH

Reference:

Date (DD MM YYYY): (must be pre-application submission) 28/1/2012

Details of the pre-application advice received:

Status of the CofL application determined the need for a formal application.

7. Trees and Hedges

Are there any trees or hedges on your own property or on adjoining properties which are within falling distance of your proposed development? ☐ Yes ☑ No

If Yes, please mark their position on a scaled plan and state the reference number of any plans or drawings:

Will any trees or hedges need to be removed or pruned in order to carry out your proposal? ☐ Yes ☑ No

If Yes, please show on your plans which trees by giving them numbers e g T1, T2 etc, state the reference number of the plan(s)/ drawing(s) and indicate the scale.

8. Parking

Will the proposed works affect existing car parking arrangements? ☐ Yes ☑ No

If Yes, please describe:

9. Authority Employee / Member

With respect to the Authority, I am:

(a) a member of staff
(b) an elected member
(c) related to a member of staff
(d) related to an elected member

Do any of these statements apply to you? ☐ Yes ☑ No

If Yes, please provide details of the name, relationship and role

320120128 P

10. Materials

If applicable, please state what materials are to be used externally. Include type, colour and name for each material:

	Existing (where applicable)	Proposed	Not applicable	Don't Know
Walls	/	/	☐	☐
Roof	NATURAL SLATE	/	☐	☐
Windows	/	/	☐	☐
Doors	/	/	☐	☐
Boundary treatments (e g fences, walls)	/	/	☐	☐
Vehicle access and hard-standing	/	/	☐	☐
Lighting	/	/	☐	☐
Others (please specify)	/	BLACK FRAMED SOLAR PV PANELS ON ALUMINIUM RAILS + FIXINGS.	☐	☐

Are you supplying additional information on submitted plan(s)/drawing(s)/design and access statement? ☐ Yes ☐ No

If Yes, please state references for the plan(s)/drawing(s)/design and access statement:

320120128P

11. Ownership Certificates (continued)

CERTIFICATE OF OWNERSHIP - CERTIFICATE D

Town and Country Planning (Development Management Procedure) (England) Order 2010 Certificate under Article 12

I certify/ The applicant certifies that:

- Certificate A cannot be issued for this application
- All reasonable steps have been taken to find out the names and addresses of everyone else who, on the day 21 days before the date of this application, was the owner *(owner is a person with a freehold interest or leasehold interest with at least 7 years left to run)* of any part of the land to which this application relates, but I have/ the applicant has been unable to do so.

The steps taken were:

Notice of the application has been published in the following newspaper (circulating in the area where the land is situated):

On the following date (which must not be earlier than 21 days before the date of the application):

Signed - Applicant:

Or signed - Agent:

Date (DD/MM/YYYY):

12. Agricultural Land Declaration

AGRICULTURAL LAND DECLARATION

Town and Country Planning (Development Management Procedure) (England) Order 2010 Certificate under Article 12

Agricultural Land Declaration - You Must Complete Either A or B

(A) None of the land to which the application relates is, or is part of, an agricultural holding

Signed - Applicant:

Or signed - Agent: P U

Date (DD/MM/YYYY): 30/1/2012

(B) I have/ The applicant has given the requisite notice to every person other than myself/ the applicant who, on the day 21 days before the date of this application, was a tenant of an agricultural holding on all or part of the land to which this application relates, as listed below:

Name of Tenant	Address	Date Notice Served

Signed - Applicant:

Or signed - Agent:

Date (DD/MM/YYYY):

13. Planning Application Requirements - Checklist

Please read the following checklist to make sure you have sent all the information in support of your proposal. Failure to submit all information required will result in your application being deemed invalid. It will not be considered valid until all information required by the Local Planning Authority has been submitted.

- The original and 3 copies of a completed and dated application form: ☑
- The original and 3 copies of a plan which identifies the land to which the application relates drawn to an identified scale and showing the direction of North: ☑
- The original and 3 copies of other plans and drawings or information necessary to describe the subject of the application: ☑
- The original and 3 copies of a design and access statement if proposed works fall within a conservation area or World Heritage Site, or relate to a Listed Building: ☐
- The correct fee: ☑
- The original and 3 copies of the completed, dated Ownership Certificate (A, B, C or D - as applicable): ☑
- The original and 3 copies of the completed, dated Article 12 Certificate (Agricultural Holdings): ☑

320120128P

14. Declaration

I/we hereby apply for planning permission/consent as described in this form and the accompanying plans/drawings and additional information.

Signed - Applicant:

Or signed - Agent: P Uh

Date (DD/MM/YYYY): 30/1/2012 (date cannot be pre-application)

15. Applicant Contact Details

Telephone numbers

Country code: National number: [redacted] Extension number:

Country code: Mobile number (optional):

Country code: Fax number (optional):

Email address (optional): [redacted]

16. Agent Contact Details

Telephone numbers

Country code: National number: 01254 823885 Extension number:

Country code: Mobile number (optional): 07850 405126

Country code: Fax number (optional):

Email address (optional): peter_hitchen@live.co.uk

17. Site Visit

Can the site be seen from a public road, public footpath, bridleway or other public land? ☐ Yes ☑ No

If the planning authority needs to make an appointment to carry out a site visit, whom should they contact? *(Please select only one)* ☐ Agent ☐ Applicant ☐ Other (if different from the agent/applicant's details)

If Other has been selected, please provide:

Contact name: [redacted]

Telephone number: [redacted]

Email address: [redacted]

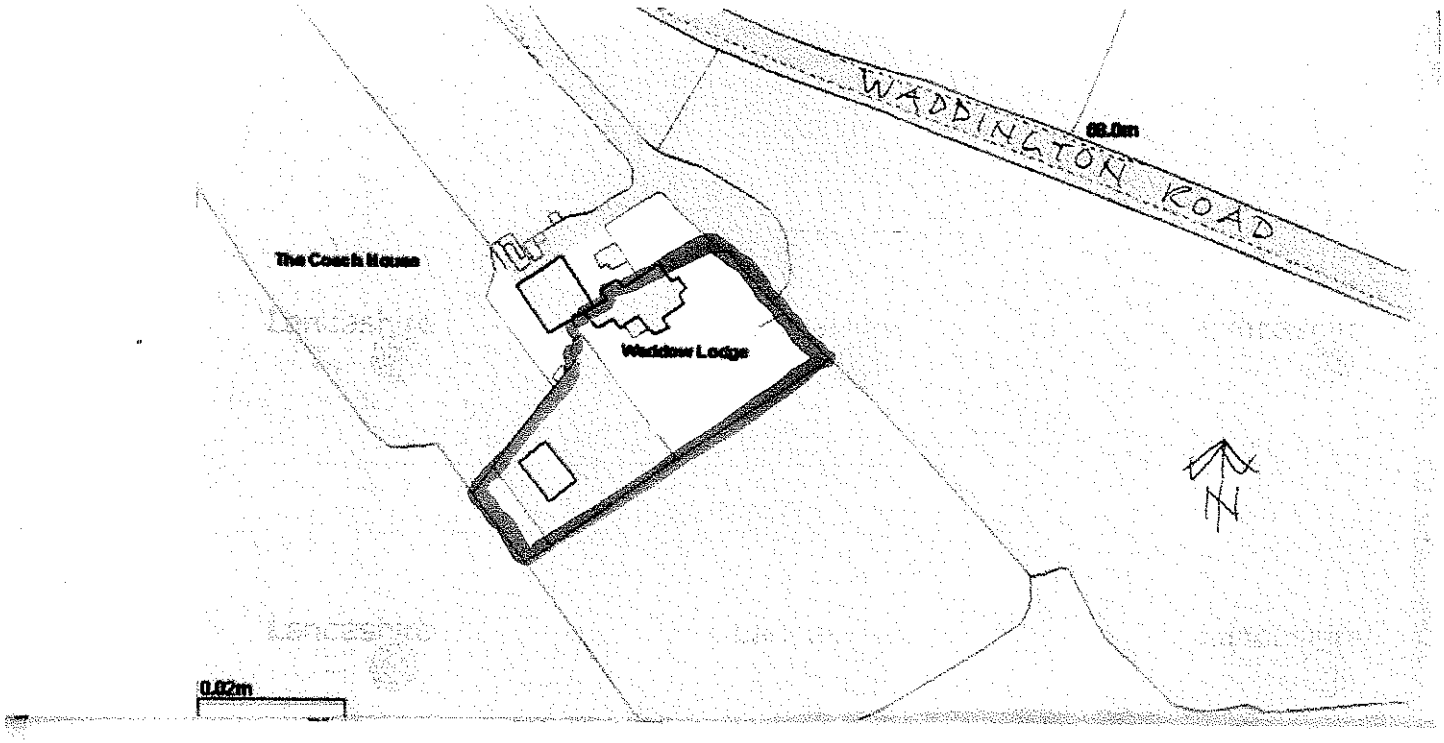

WADDOW LODGE - LOCATION PLAN 1:1250

320120128P

320120128P

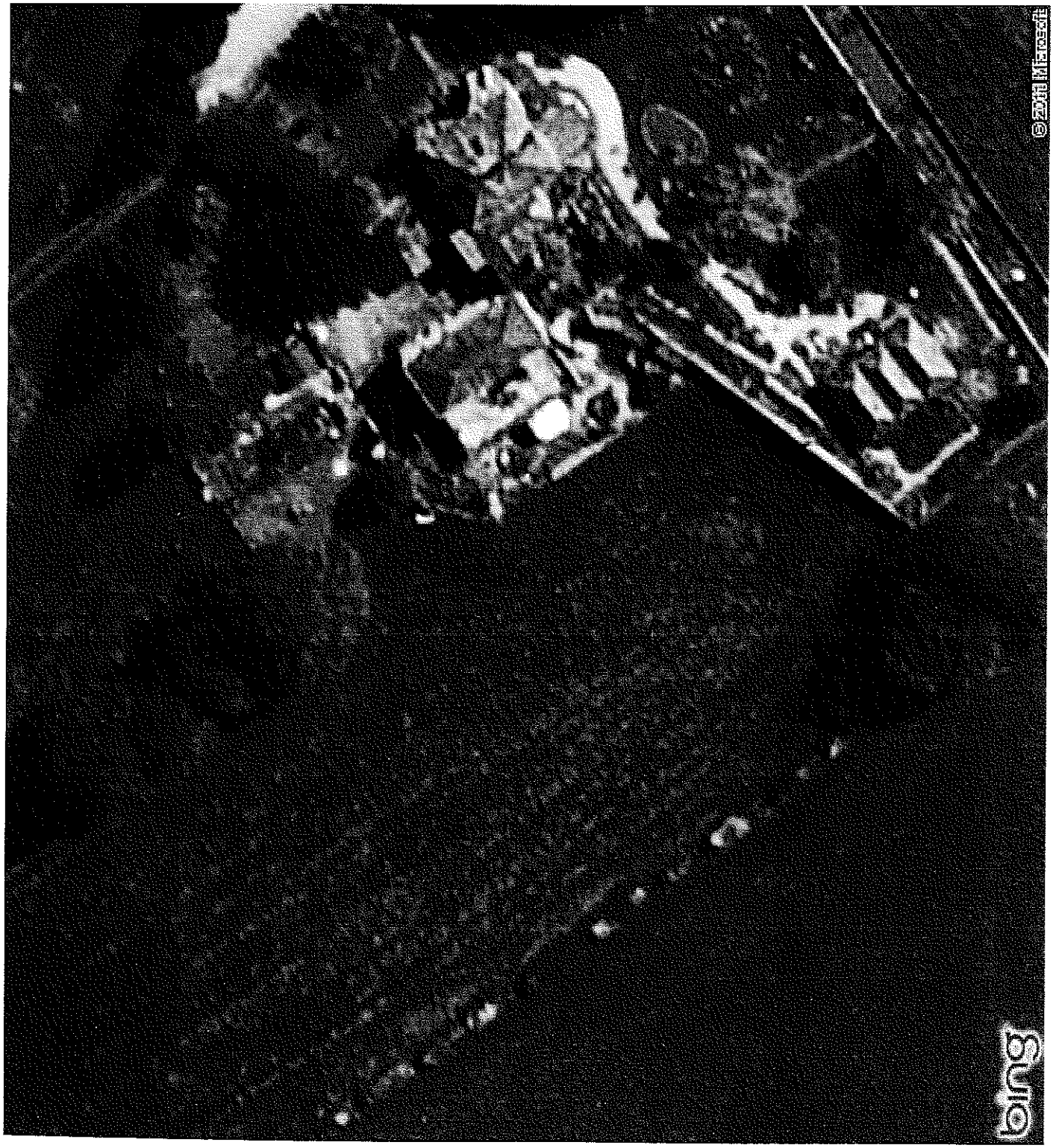

32012012 8

92012012 8R

320120128P

DESIGN AND ACCESS INFORMATION INCORPORATING THE HERITAGE STATEMENT

ROOF MOUNTED SOLAR PV INSTALLATION
WADDOW LODGE
WADDINGTON
LANCASHIRE

320120128P

Site information

The application site is an existing house on the outskirts of Waddington with direct access off Waddington Road before you enter the village from the direction of Clitheroe. Waddow Lodge has evolved into a semi detached arrangement over the years and the location for the solar pv installation is on Waddow Lodge.
The house is a non designated heritage asset.

Design Proposal

The proposal is for a new roof mounted Solar PV installation on the south west facing roof slope above a valley gutter and below the existing velux roof lights. The new solar array will be mounted on the roof using stainless steel screws directly fixed through the slate to the rafters with aluminium rails. The individual panel dimensions are 1650 x 992 x 45mm thick and they are to be aligned in two rows across the roof as shown on the application drawing.
The panels are sheathed in non reflective toughened Pilkington glass to ensure there is no glare reflectance.
The installation by virtue of its scale and location will not impact on the character of the house and the enclosed photographs show the closest public view of the relevant roof from the back lane leading to Edisford Road. The house roof is complex and dominated by tall chimney stacks. The most dominant aspect of the setting is the conservatory extension to the neighbouring property.
The panels will be black framed and blend with the dark aspect of the slates.

The inverter will ensure that all the power generated by the Solar panels will be used for any electricity demand by the house and the approximate annual carbon reduction achieved by the installation will be 1 tonne.

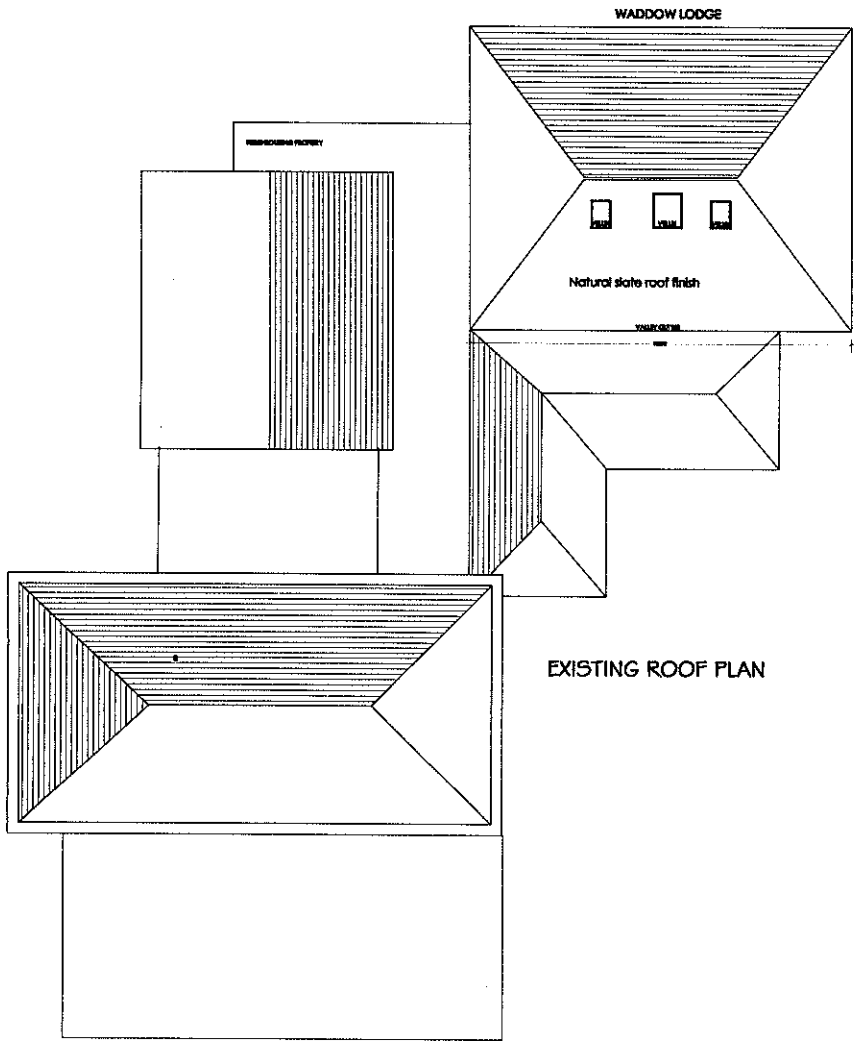

EXISTING ROOF PLAN

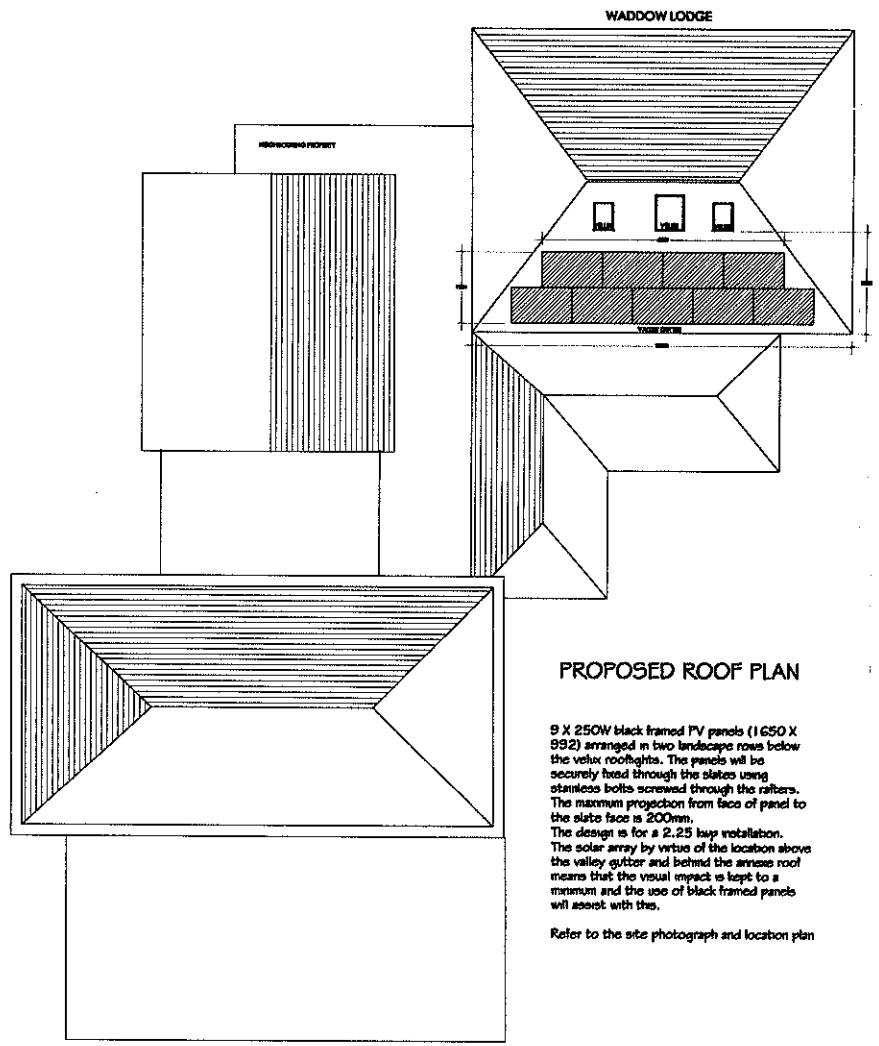

PROPOSED ROOF PLAN

9 X 250W black framed PV panels (1650 X 992) arranged in two landscape rows below the velux rooflights. The panels will be securely fixed through the slates using stainless bolts screwed through the rafters. The maximum projection from face of panel to the slate face is 200mm.
The design is for a 2.25 kwp installation.
The solar array by virtue of the location above the valley gutter and behind the annexe roof means that the visual impact is kept to a minimum and the use of black framed panels will assist with this.

Refer to the site photograph and location plan

PROPOSED SOLAR PV INSTALLATION
EXISTING AND PROPOSED PLANS

WADDOW LODGE , WADDINGTON , LANCASHIRE
SPPV/100 NOVEMBER 2011 1:100

32012012 8P

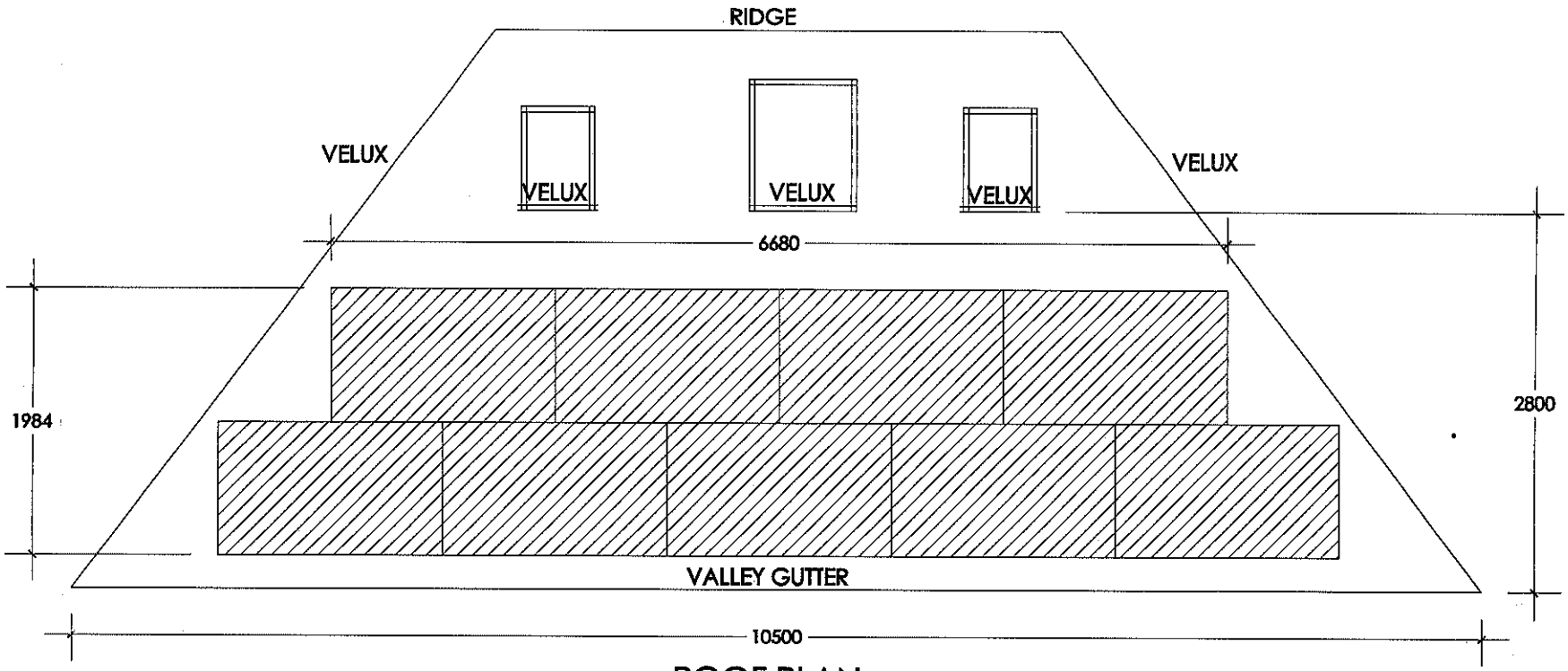

ROOF PLAN

9 X 250W PV panels (1650 X 992) arranged in two landscape rows below the velux rooflights. The panels will be securely fixed through the slates using stainless boltsscrewed through the rafters. The maximum projection from face of panel to the slate face is 200mm.
The design is for a 2.25 kwp installation.

WADDOW LODGE
WADDINGTON

PROPOSED SCHEME DESIGN
FOR SOLAR PV ARRAY

SPPV/100 NOVEMBER
2011

32012012 8P

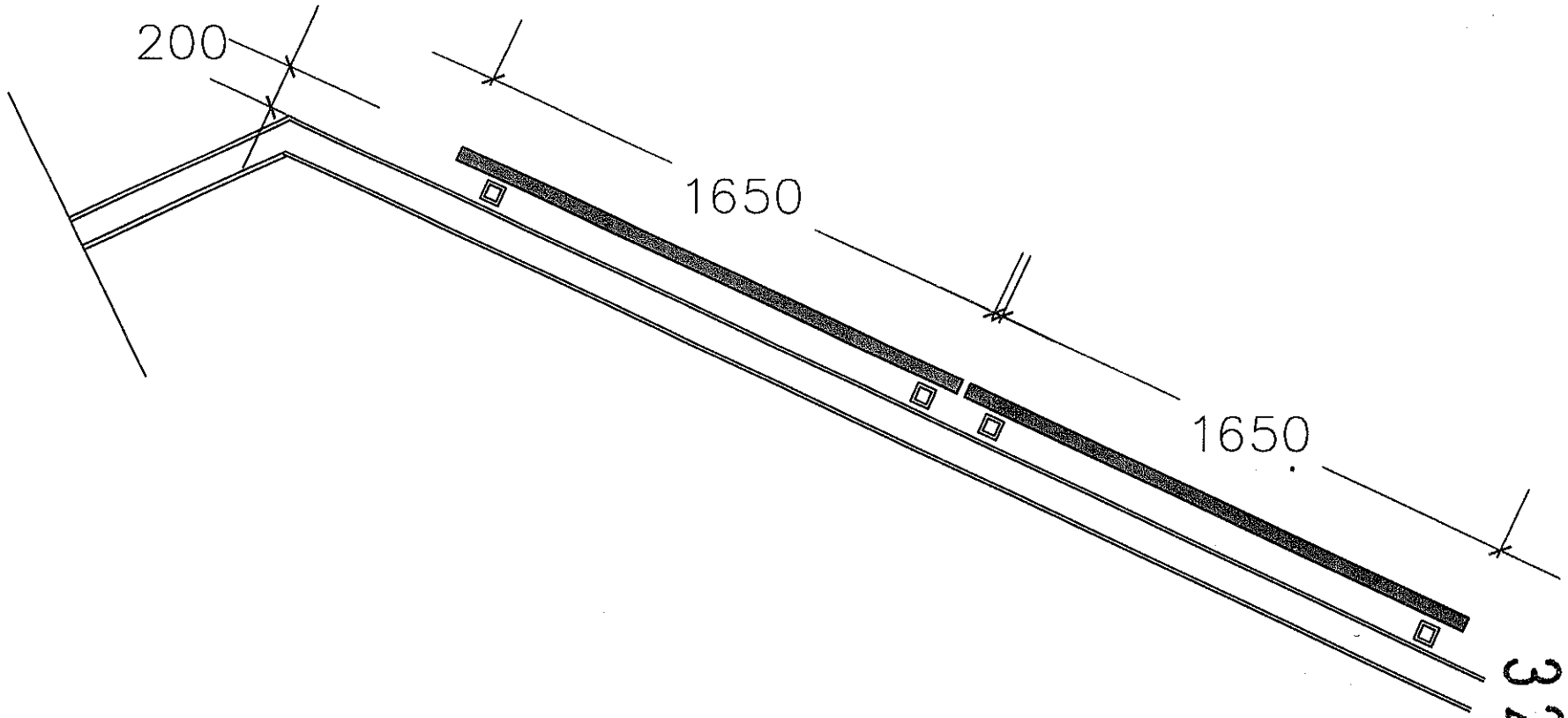

Diagram to show the maximum projection of the panels does not exceed 200mm from the face of the roof slates.

WADDOW LODGE

SETTING OUT DIAGRAM FOR SOLAR PV ON THE ROOF

3201201128P

CNPV POWER

320120128P

High Performance 60 Cell Mono crystalline 156x156mm Solar Photovoltaic Module

Model Number: CNPV-230M to CNPV-255M / Power Range: 230Wp to 255Wp

Typical Electrical Characteristics

		Standard PV Modules			Premium PV Modules		
Model Number	UOM	**CNPV-230M**	**CNPV-235M**	**CNPV-240M**	**CNPV-245M**	**CNPV-250M**	**CNPV-255M**
Rated Maximum Power-Pmax	**Wp**	**230**	**235**	**240**	**245**	**250**	**255**
Power Tolerance	%	±3	±3	±3	±3	±3	±3
Maximum Power Voltage-Vmp	V	30.3	30.7	30.8	30.9	31.0	31.3
Maximum Power Current-Imp	A	7.60	7.66	7.80	7.93	8.05	8.15
Open Circuit Voltage-Voc	V	37.2	37.5	37.6	37.7	37.8	37.9
Short Circuit Current-Isc	A	8.20	8.30	8.40	8.50	8.60	8.70
Maximum System Voltage-VDC	V	1000					
Encapsulated Solar Cell Efficiency-ηc	%	16.2	16.4	16.7	17.1	17.4	17.8
Module Efficiency-ηm	%	14.1	14.4	14.7	15.0	15.3	15.6
Solar Cell and Configuration		60 cells (156x156 mm) in a 6x10 matrix connected in series					
Solar Cell Technology & Size	mm	Mono Crystalline 156x156 mm					
Cable Type Diameter		4mm²(12AWG),TÜV certified					
Type of Connector		IP67,Type IV					
Junction Box		IP65 1000VDC, TÜV&UL Certified					
Number of Bypass Diodes & Type		3 Nos, Schottky By-pass diodes					
Maximum Series Fuse Rating	A	14					
Temperature coefficient of Power	%/°C	-0.45					
Temperature coefficient of Voc	%/°C	-0.35					
Temperature coefficient of Isc	%/°C	0.05					
Nominal Operating Cell Temperature-NOCT	°C	45 ±2					
Standard Test Conditions	STC	STC: AM=1.5, 1000W/m², Cells Temperature 25°C					
Operating Temperature	°C	-40~+85					
Product Certifications		IEC61215, IEC61730 & CE					

Mechanical & Packaging Characterisics

Dimensions A×B×C	mm	1650×992×46
Installation Hole Dimensions E×F	mm	990×941
Cable Length G	mm	1200
Weight	Kg	20
Number of Draining Holes in Frame		8
Construction		Superstrate:High transmission 3.2mm tempered low iron glass;Substrate:White Back Sheet; Encapsulant: Fast Cure EVA
Frame		Clear anodized aluminium alloy type 6063T5; Color:silver
Packing Configuration and Quantity per Pallet		20 pcs per carton and one carton per pallet
Container Loading Capacit		520 pcs per 40 ft cubic container

320120128P



High Performance Mono Crystalline SPV Module

I-V Characteristics at Different Irradiances & Temperatures

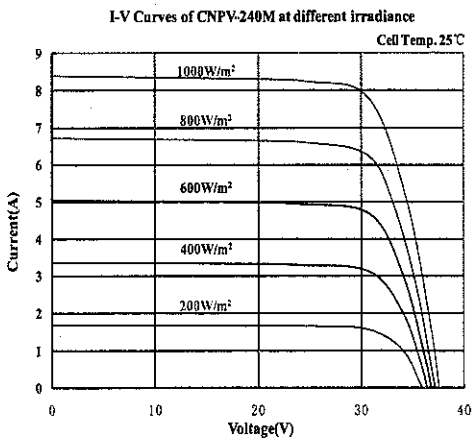

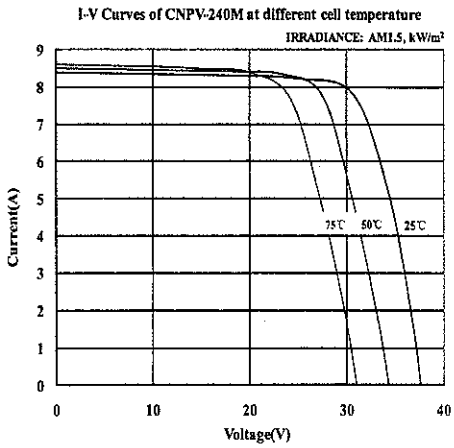

Dimensional Characteristics

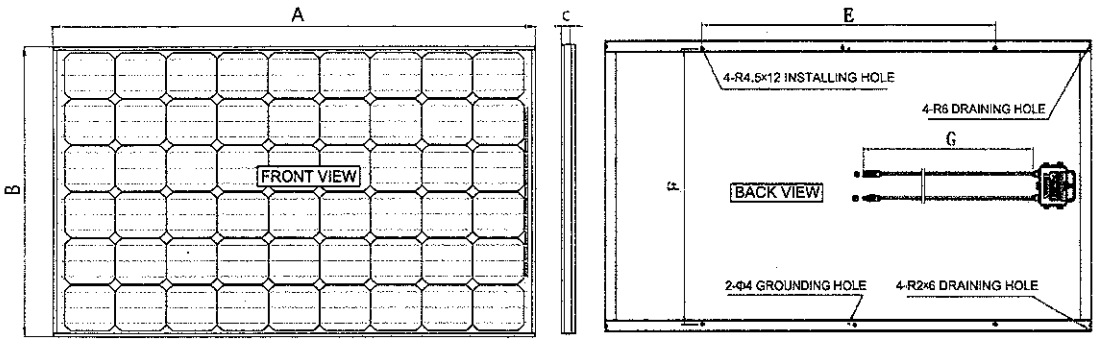

Note: This publication summarizes product warranty and specifications , which are subject to change without notice.
Additional information may be found on our website: www.cnpv-power.com

SALIENT FEATURES	WARRANTY	CERTIFICATIONS
Customer Driven Product Portfolio Market Focused European Insurance ARC with High Transmission Superstrate > 95%-Premium Products Industry Leading Snow Loading Capacity Proven Key Raw Materials Selection 100% Electro Luminescence Pre-screening 10 Years Workmanship Warranty The best $/kWh under the Sun	• Manufacturing: 10 years • Power Production: 90%: 12 years 80%: 25 years • Dual insurance policy with reputed European insurance companies	

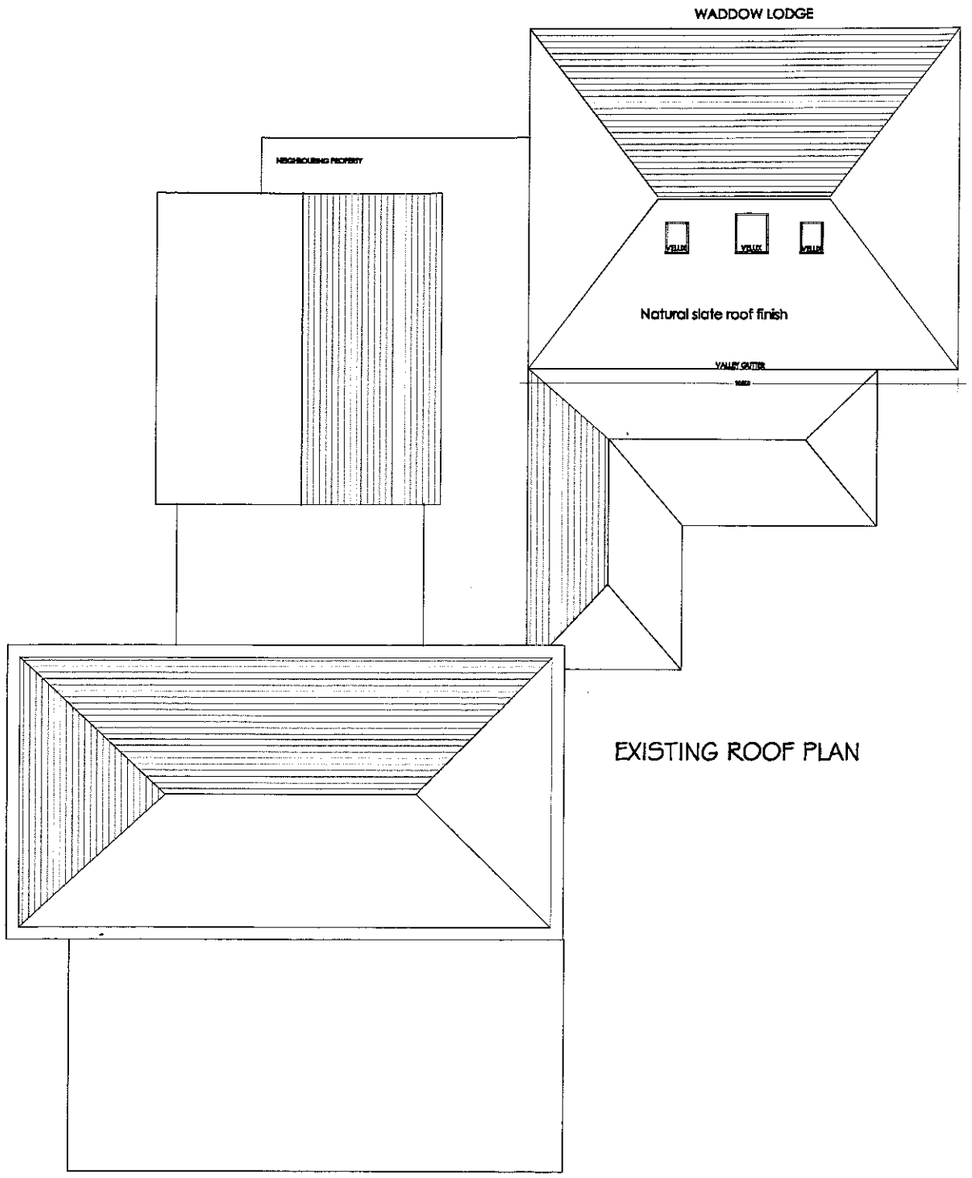

EXISTING ROOF PLAN

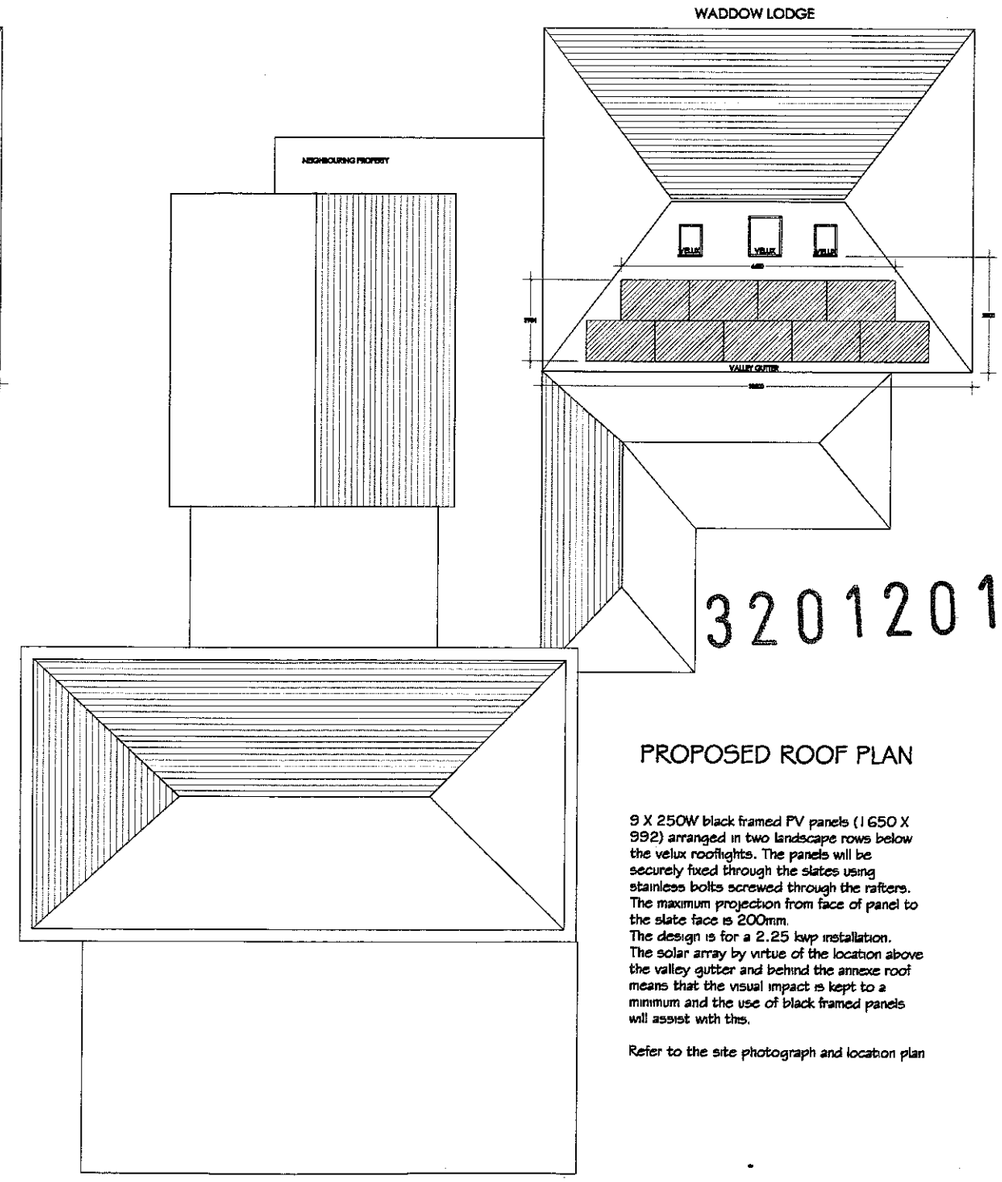

320120128P

PROPOSED ROOF PLAN

9 X 250W black framed PV panels (1650 X 992) arranged in two landscape rows below the velux rooflights. The panels will be securely fixed through the slates using stainless bolts screwed through the rafters. The maximum projection from face of panel to the slate face is 200mm.
The design is for a 2.25 kwp installation.
The solar array by virtue of the location above the valley gutter and behind the annexe roof means that the visual impact is kept to a minimum and the use of black framed panels will assist with this.

Refer to the site photograph and location plan

PROPOSED SOLAR PV INSTALLATION
EXISTING AND PROPOSED PLANS

WADDOW LODGE , WADDINGTON , LANCASHIRE
SPPV/100 NOVEMBER 2011 1:100