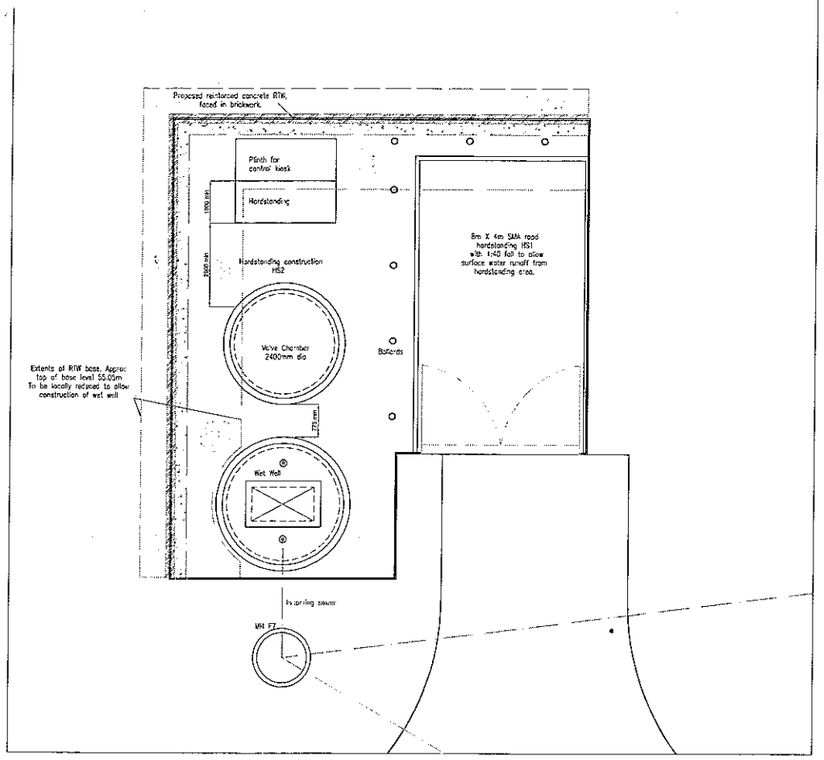

Pump Station Compound Layout
Scale 1:50

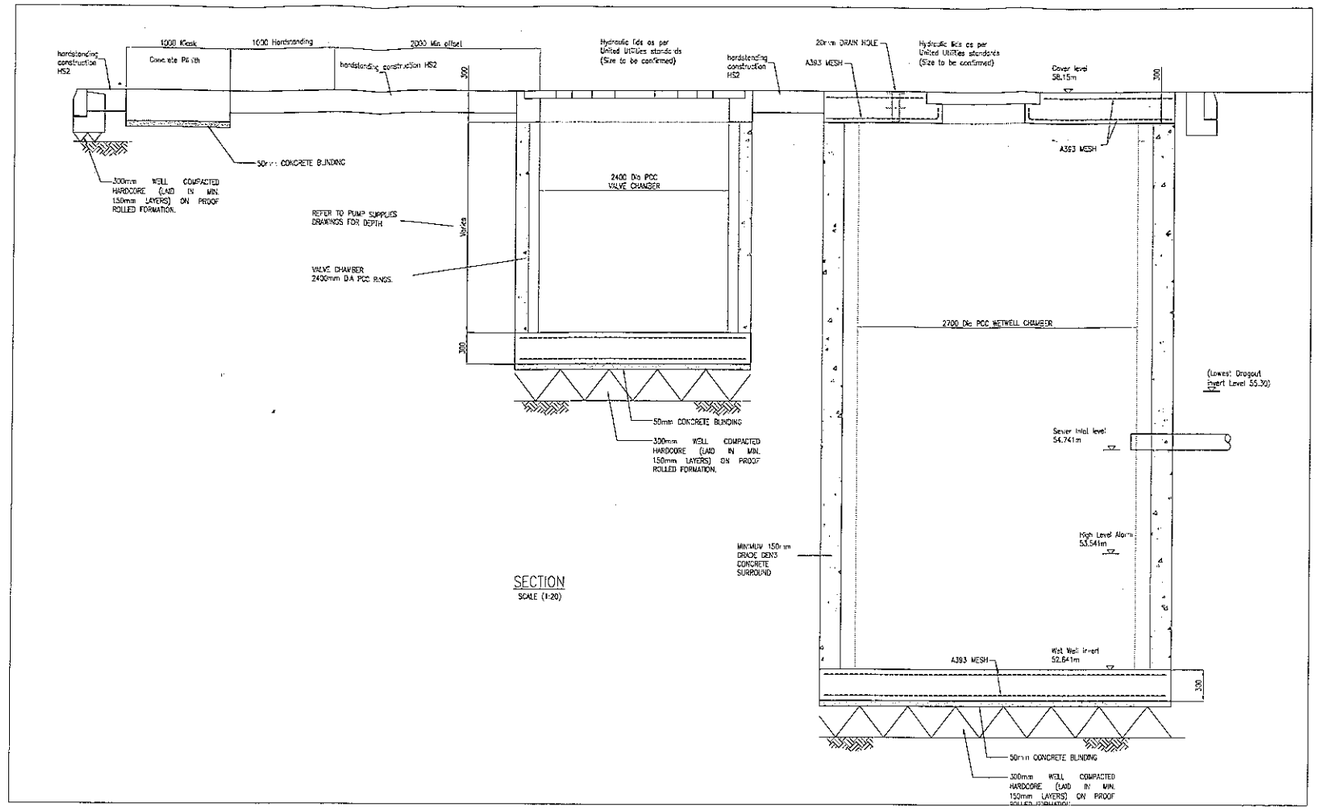

SECTION
SCALE (1:20)

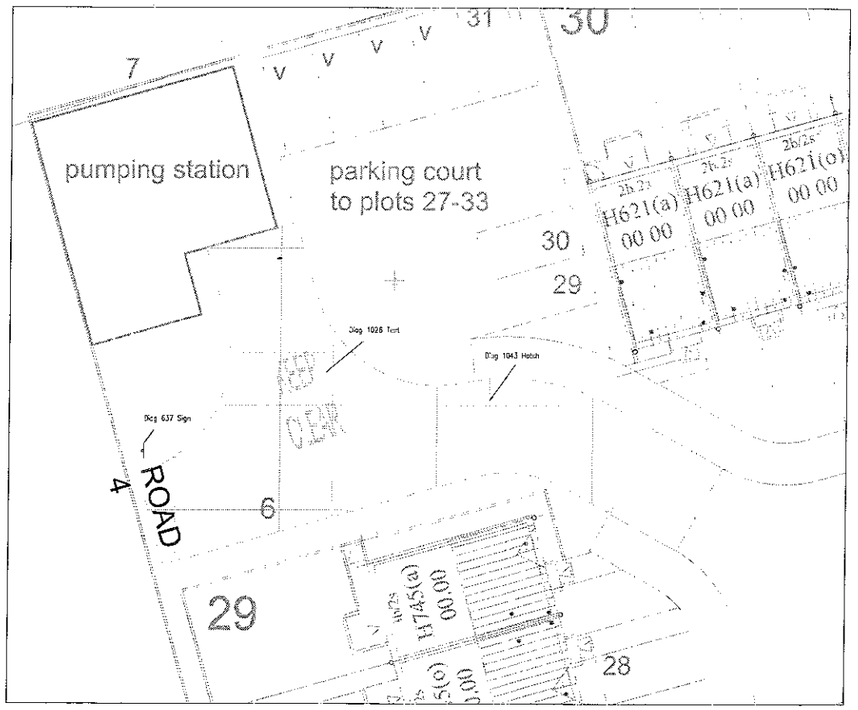

Sign – Diag 637
40mm high symbol
20mm High text (At entry time)
Yellow background
Black text
Black border

Keep Clear markings – Diag 1026
1500mm High text
1000mm Spacing
Colour yellow

Hatch markings – Diag 1043
150mm line thickness
2000mm spacing
Colour yellow

Pump Station Access Layout
Scale 1:100

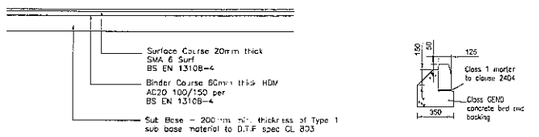

PUMPING STATION HARDSTANDING CONSTRUCTION HS2 DETAIL
SCALE (1:20)

125x255mm HALF BATTERED KERB
SCALE (1:10)

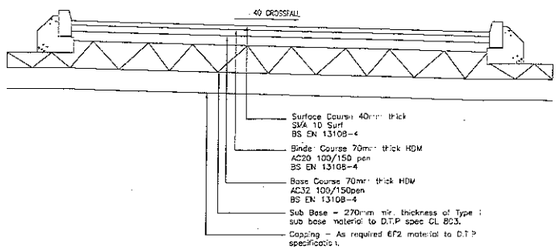

PUMPING STATION HARDSTANDING ROAD CONSTRUCTION HS1 DETAIL
SCALE (1:25)

CIVIL / STRUCTURAL DESIGN RISK MANAGEMENT

Acceptable or unusual residual risks associated with the design outcomes shown on this drawing are:-

RSK ADE LTD has followed its Design Risk Management process for Hazard Elimination and Risk reduction in developing the designs shown on this drawing.
Acceptable or unusual residual risks may be known above which it is considered that such risk may not normally be expected by competent persons engaged in work of this scope or type.

NOTES:

1) IF MADE GROUND/FILL IS ENCOUNTERED, IT SHOULD BE REMOVED AND GRANULAR FILL IS TO BE PLACED AND COMPACTED IN LAYERS STRICTLY IN ACCORDANCE WITH THE SPECIFICATION SPECIFIED IN NOTE 2.

2) FILL BENEATH PATHS TO BE WELL GRADED GRANULAR MATERIAL COMPLYING WITH CLASS 1A OF TABLES 6/1 AND 6/2 OF BSI 879 "SPECIFICATION FOR HIGHWAY WORKS" AND TO BE COMPACTED IN ACCORDANCE WITH TABLE 6/4 METHOD 2.

3) CONCRETE USE FOR PAVING CHANGES DEMOLISHING SURFACING/COVER SLAB TO BE GRADE C25/30 & DC-1 CLASS CONCRETE (MAX. 20mm AGG. SIZE) TO SATISFY BS8500 SULPHATE CLASS DS-1 AND ACSC AGGRESSIVE CHEMICAL CLASS AC-1 OF BSI SPECIAL DIGEST 1 (2005).

4) REFER TO PUMP SUPPLIES LTD DRAWINGS FOR PUMP DRIVE NOS BENDING AND CONTROLS INFORMATION.

Rev.	Date	Amendment	Drawn	Chkd.	App.
P6	03.09.12	Valve chamber is amended shaded dwgs. Wet well levels adjusted to Pump Supplies ltd design	DJH	CB	IEC
P5	09.08.12	RTW added. Access requirements shown, scales amendended.	DJH	CB	IEC
P4	02.07.12	Wet Well levels added	DJH	CB	CB
P3	29.06.12	Pump station cor round facing brickwork	DJH	CB	CB
P2	26.06.12	Brickwork updated	IC	CB	CB
P1	18.06.12	Issued for comment	CB	IC	IC

RSK
LAND & DEVELOPMENT ENGINEERING LTD

Client
Taylor Wimpey (Manchester) Ltd

Project Title
Calderstones Phase 3

Drawing Title
Pumping Station Compound
Civil / Structural
Layout

Drawn	Date	Checked	Date	Approved	Date
CB	April 12	IC	April 12	IC	April 12

Scale	Orig Size	Jobnumber
As Shown	A0	

Project No. 880209
Drawing File
Drawing No. 15
Rev. P6