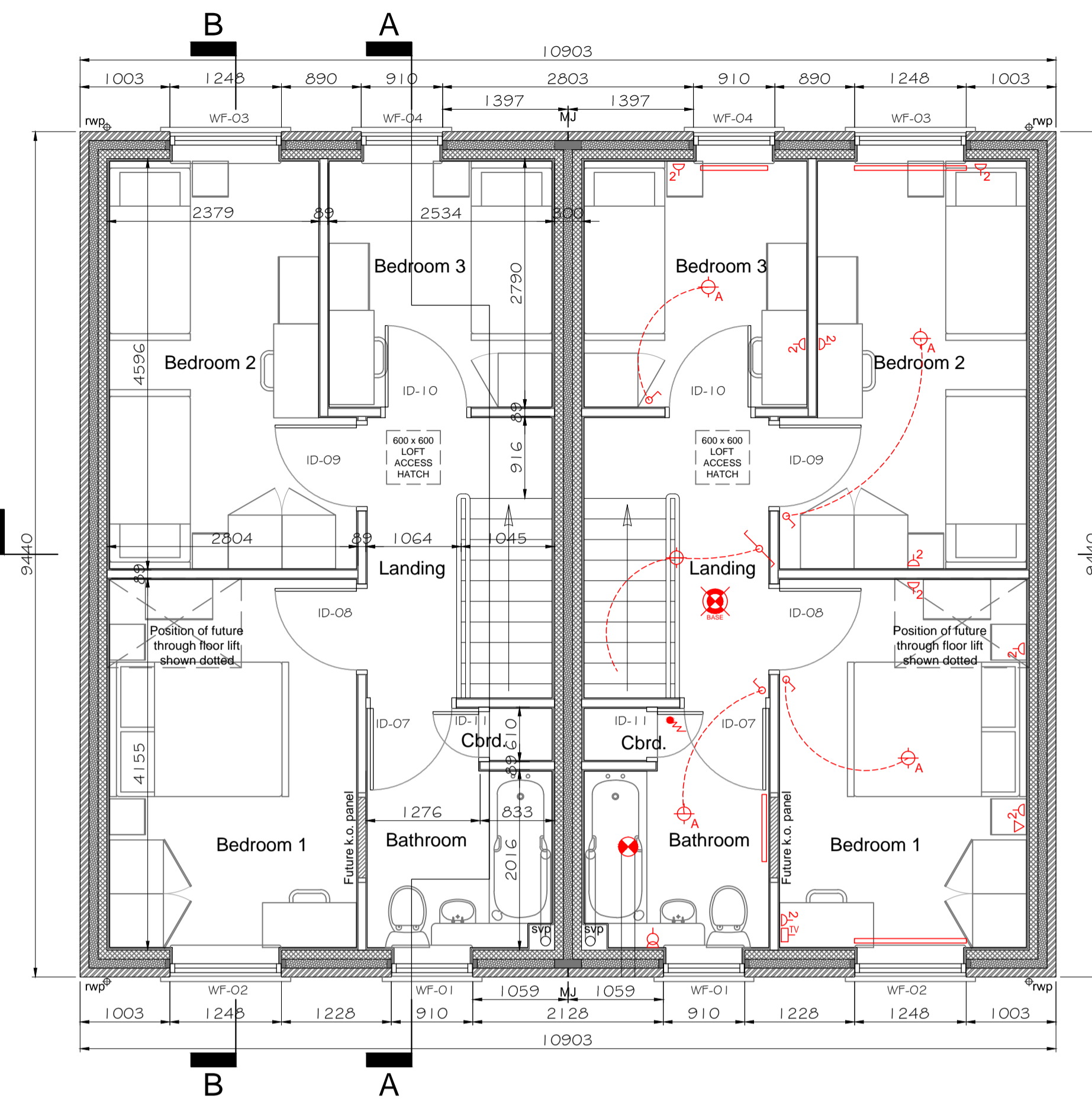



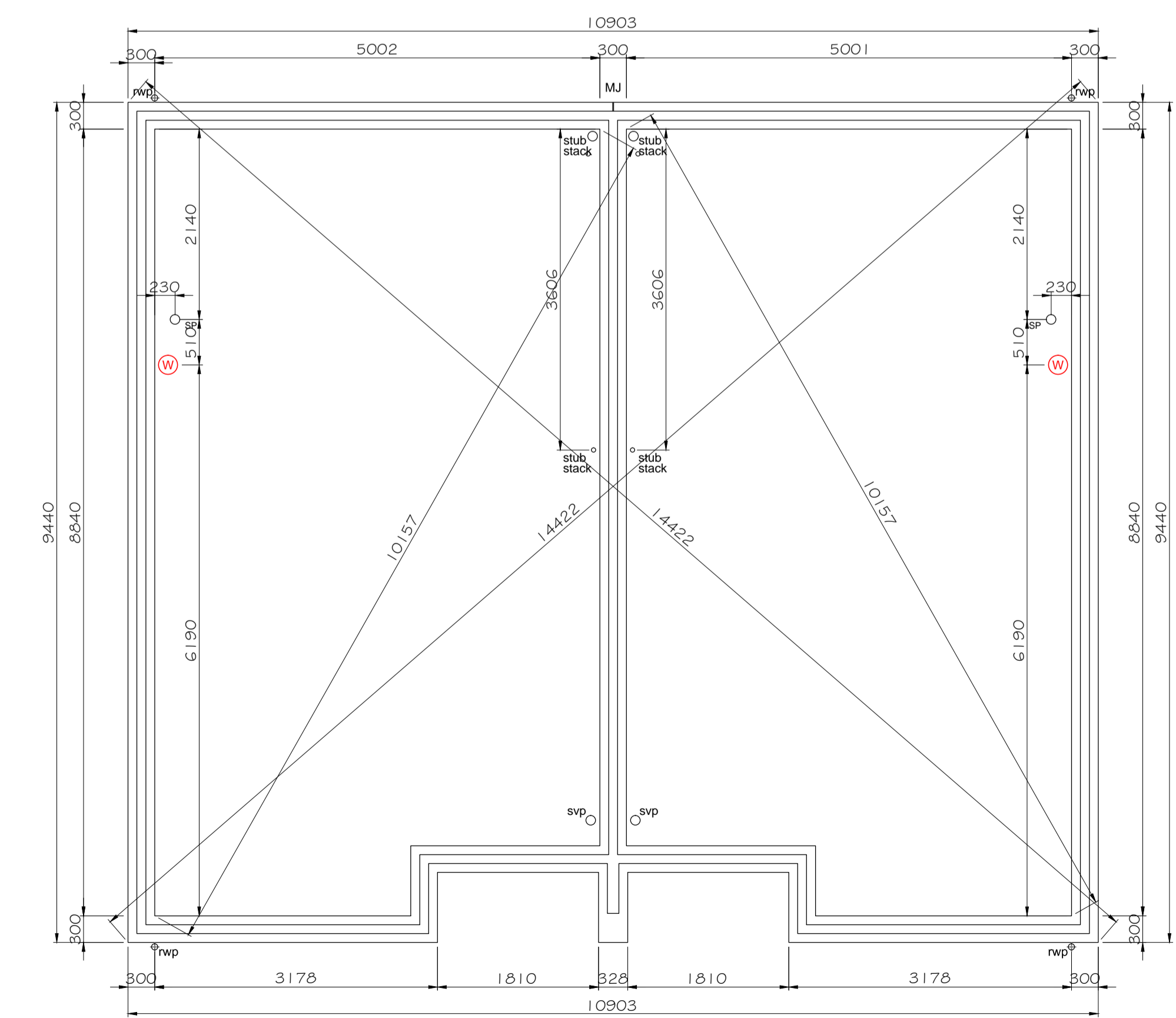
Ground Floor Plan
TYPE A



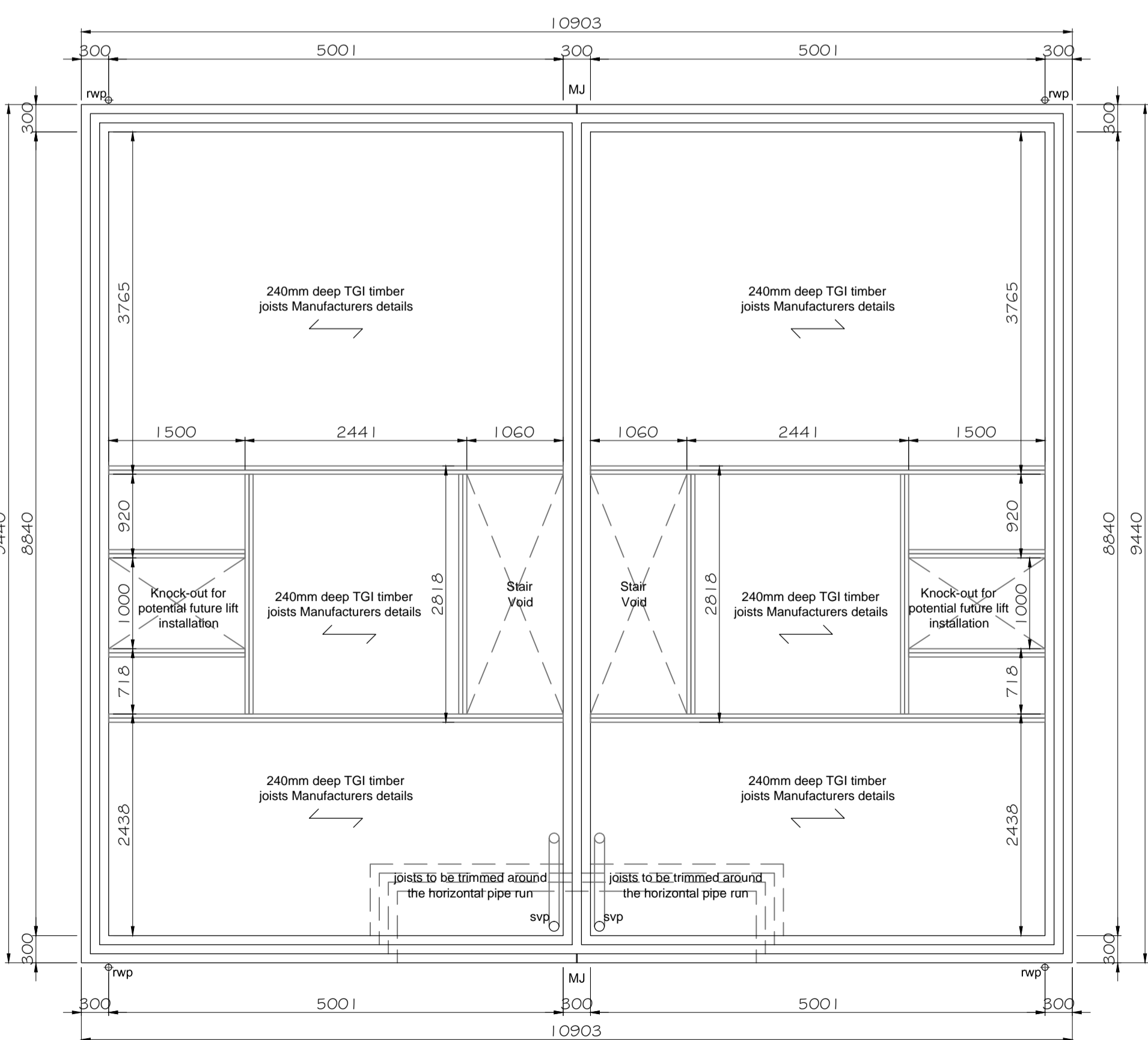
First Floor Plan
TYPE A



Roof Plan
TYPE A



Setting Out Plan
TYPE A

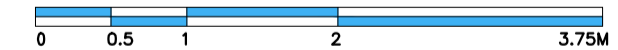


First Floor Setting Out Plan
TYPE A

LEGEND

- ISOLATORS TO BE LOCATED AS NECESSARY
- LIGHTING
 - 1 WAY LIGHT SWITCH
 - 2 WAY LIGHT SWITCH
 - CEILING ROSE / FLEX / LOW ENERGY LAMP HOLDER
 - CEILING SURFACE LUMINAIRE WITH LOW ENERGY LAMP
 - EXTERNAL LIGHT - WALL MOUNTED
 - EXTERNAL LIGHT - SOFFIT MOUNTED
- POWER
 - CONSUMER UNIT
 - SHAVER SOCKET
 - SHOWER PULL CHORD
 - DOUBLE 13 AMP SWITCHED SOCKET OUTLET
 - COOKER CONTROL UNIT WITH SWITCHED SINGLE SOCKET
 - SWITCHED FUSED CONNECTION UNIT
 - FUSED CONNECTION UNIT
- FIRE
 - MAINS POWERED BATTERY BACK-UP HEAT DETECTOR WITH BASE SOUNDER (75dB)
 - MAINS POWERED BATTERY BACK-UP SMOKE DETECTOR WITH BASE SOUNDER (75dB)
- HEATING
 - RADIATORS
 - WALL MOUNTED BOILER UNIT (SPECIFICATION TBC)
- GENERAL
 - TELECOM OUTLET
 - TV AERIAL OUTLETS
 - 2No DOUBLE SOCKET OUTLETS, SAT 1/2, TV / RADIO COMBINED PLATE AND BT POINT.
 - EXTRACTOR FAN
 - DOOR BELL SOUNDER
 - DOOR BELL PUSH
 - INCOMING WATER

E	PV Panels added to southmost facing roof elevation	10.10.2013	MJS
D	Bathroom SVP & boring amended at ground floor level with movement joints added	23.08.2013	RJF
C	Foul & SW Grange revised with WC/Wetroom layout updated to suit as built Sumpkin layout	08.08.2013	RJF
B	Floor cover to meet criteria with tile and roof gear added	03.07.2013	RJF
A	Door & window references added	03.06.2013	JWD
rev	description	date	drawn / check



client			
Liverpool Housing Trust			
project			
Proposed Residential Development			
Church Raikie			
Chipping			
drawing			
Proposed Floor Plans & Setting Out - Type A			
file name	09-1441-W04 Proposed Floor Plans & Setting Out	drawn	9-Jul-13
drawing reference	09-1441-W04	rev	scale
		E	1:50
issue status	Construction Issue	original by	DSK
		checked by	—

The copyright of this drawing is held by Croft Goode Limited, and no reproduction is allowed without prior permission. The drawing must be checked and verified by the contractor prior to work commencing on site. Liability shall not be taken for any defects in this drawing unless, prior to commencing, this drawing and all its dimensions have been checked and verified. All drawings issued prior to being checked to be treated as draft. Do not scale.



Croft Goode Chartered Architects 4 The Crossroads, Freckleton Street, Kirkham, Lancashire, PR4 2SH
 T 01772 686 030
 F 01772 686 950
 email@croftgoode.co.uk
 www.croftgoode.co.uk