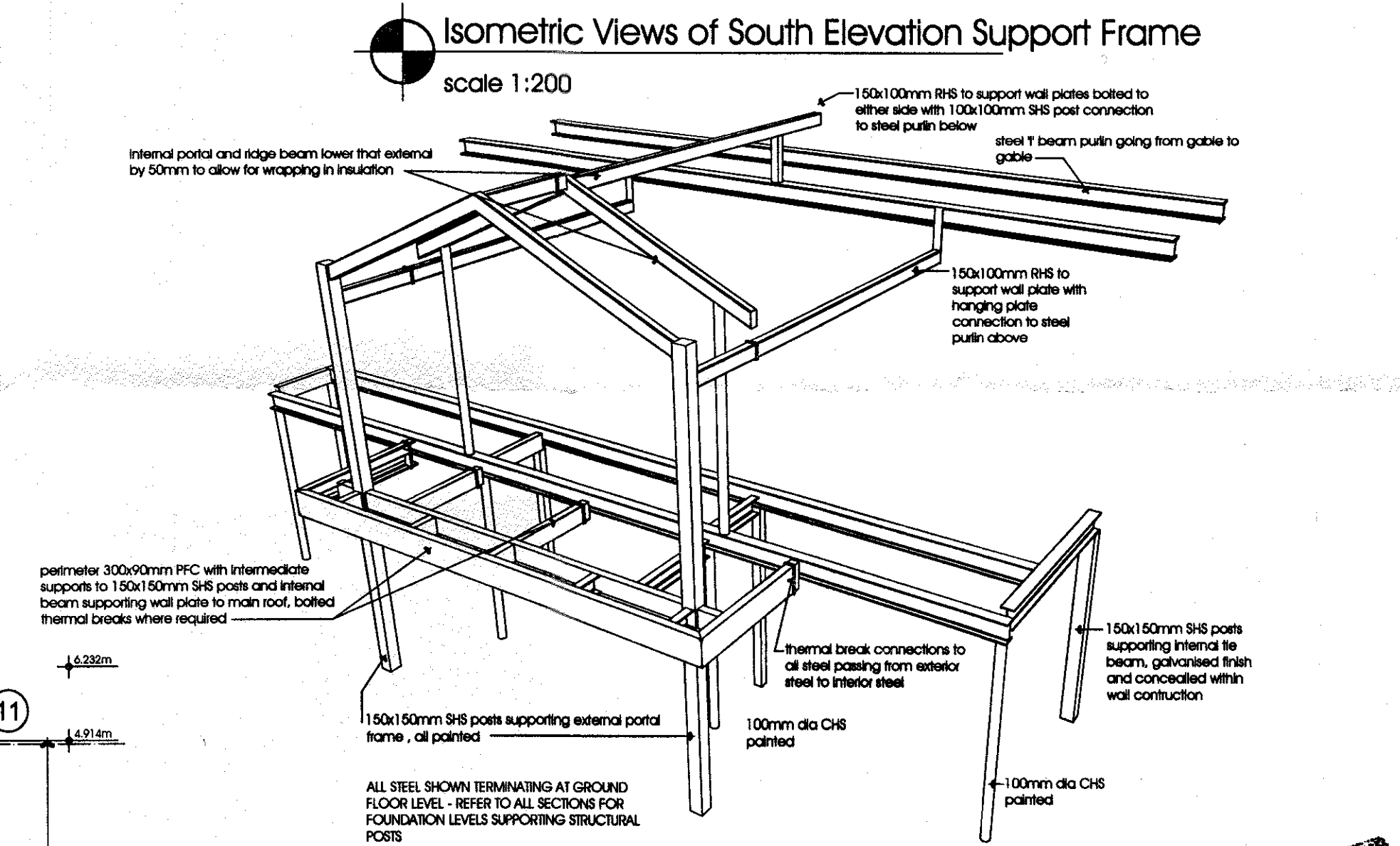
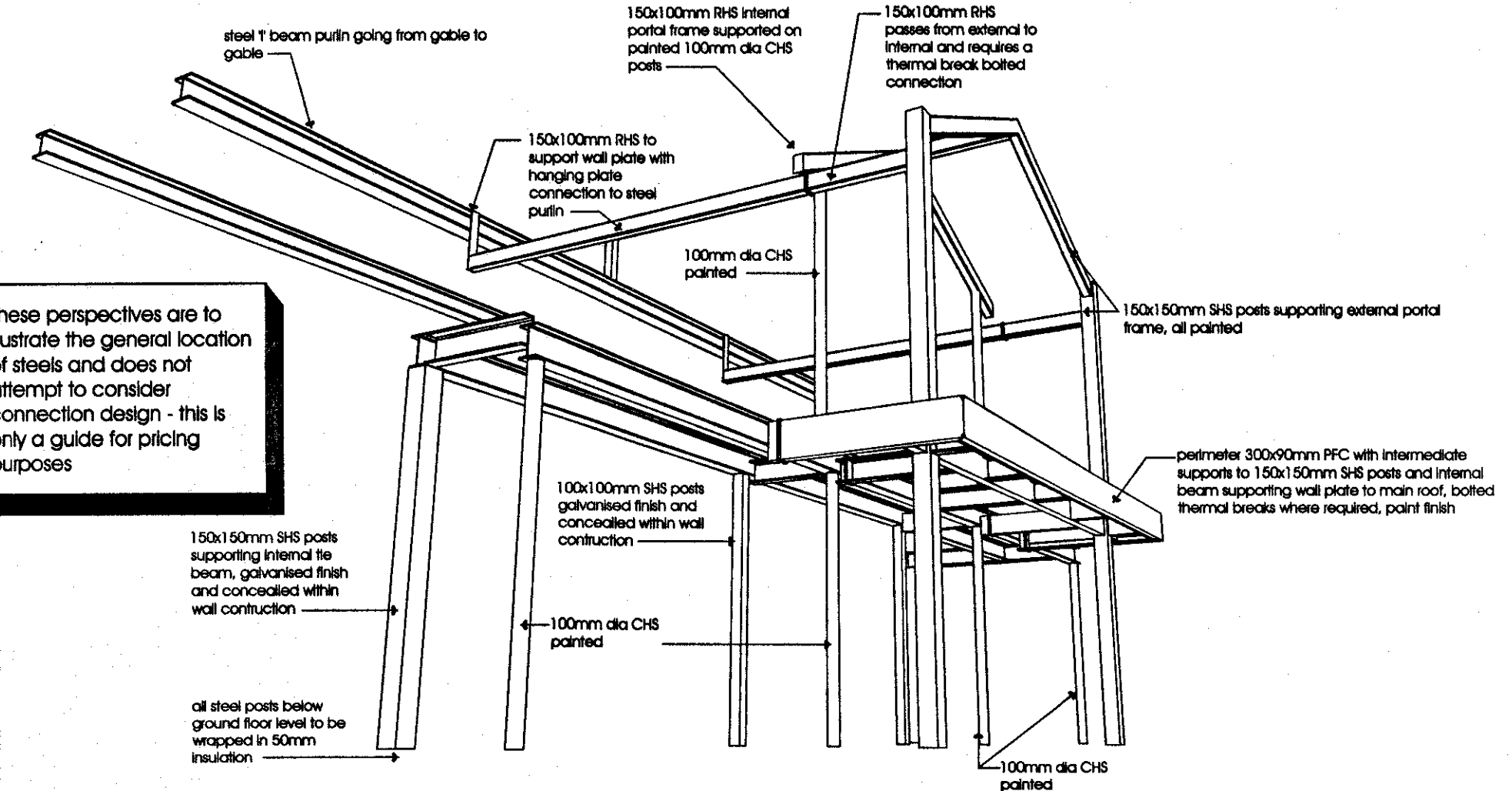


Materials:
 External walls: Through colour render as K Rend scraped texture - colour White RAL 9010 and raised borders RAL 1013 Ivory
 Local cut stone plinth up to dpc level
 Roofing: Spanish Villareal Del Rey slate
 Windows: Powder coated aluminium - colour RAL 9015 slate grey
 RW goods: powder coated aluminium extruded section.
 Facias: white uPVC

These perspectives are to illustrate the general location of steels and does not attempt to consider connection design - this is only a guide for pricing purposes




AMENDED PLANS RECEIVED
 DATE 26 FEB 2014

320140131P

VERSION 2

Rev B: 17.01.2014: WG.02 resized and relocated for Client Kitchen arrangement
 Rev A: 10.01.2014: Glass blocks removed from XD.01; Dormer cladding changed to lead; WG.02 relocated and resized

This drawing must be printed or viewed at full size to appreciate the full detail and design concept



NOTES: 1. Do not scale this drawing, use figured dimensions only. 2. The Contractor, Sub Contractor or specialist supplier are responsible for confirming all dimensions prior to fabrication. 3. Any dimensional discrepancies are to be reported to the Architect immediately.