






# Longridge, Bowland Meadows



**LEGEND**

-  Indicates 3 storey height
-  Indicates 2.5 storey height
-  Indicates 2 storey height
-  Indicates garage



**BARRATT  
HOMES**  
*built around you.*

**Baldwin Design**  
Consultancy Ltd

Revision:  
A. Plot 2 & 17 moved. Plot 1, 15 & 16 substituted 09.04.14

Project Title:  
**Residential Redevelopment**  
Address:  
**Longridge,  
Bowland Meadows**

Drawing:  
**Storey Height Plan**

Drawing No:  
BH/LP1/SL/03

|                 |                         |
|-----------------|-------------------------|
| Drawn:<br>SB    | Date:<br>Date: 14/02/14 |
| Scale:<br>1:500 | Paper Size:<br>A1       |

Suite 109-110, Lovell House, Birchwood Park, Birchwood, Warrington WA3 9SW Tel: 01942 719613 e-mail: graham.baldwin@bcg.co.uk