




Longridge, Bowland Meadows



LEGEND

-  Suggested position of required bins.
-  Suggested route to bin collection point. Minimum 900mm wide footpath.
-  Suggested bin collection point at kerbside.



**BARRATT
HOMES**
built around you

Baldwin Design

Consultancy Ltd

Revision:
A. Plot 2 & 17 moved. Plot 1, 15 & 16 substituted 09.04.14

Project Title:
Residential Redevelopment
Address:
**Longridge,
Bowland Meadows**

Drawing:
Waste Management Layout

Drawing No:
BH/LP1/WML/08

Drawn: SB	Date: Date: 14/02/14
Scale: 1:500	Paper Size: A1