

Elevation



Plan

900mm 2no. Post & 2no. Rail  
Fence (100mm Post)

100

## NOTES

1. No dimensions are to be measured from this drawing.

Rev.	Date	Amendment	Chkd
-	-/-	-	---

# Bellway

(WEST LANCASHIRE)

(a member of Bellway Plc Group of Companies)

Bellway Homes Ltd  
2 Alderman Road, Liverpool, L24 9LR  
Tel: 0151 456 2900 Fax: 0151 336 9393

## Project

**Standard Boundary Treatment /  
Fence Details**

## Subject

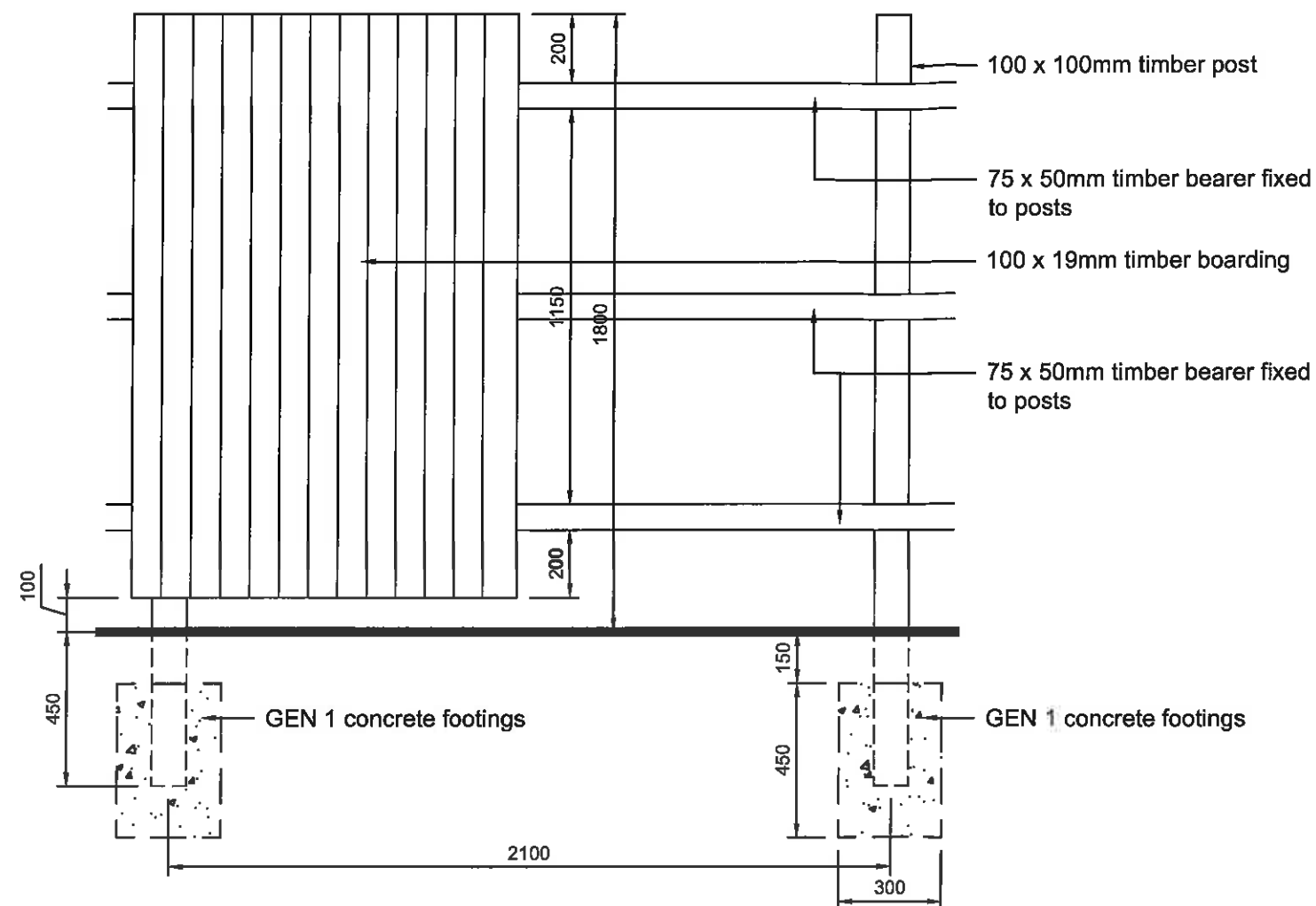
**900mm 2no. Post & 2no. Rail  
Fence (100mm Post)**

Scale 1:20@A3	Date July 2006	Drawn DDA	Checked
------------------	-------------------	--------------	---------

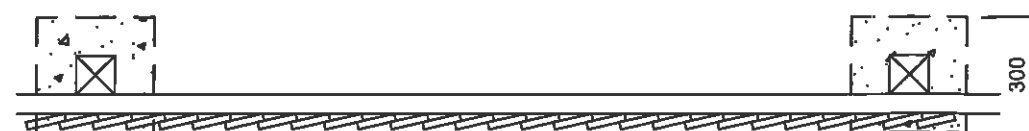
Drawing No. BH/WL/SD/FD003	Revision -
-------------------------------	---------------

**Note**  
All specifications, materials and workmanship to be in accordance with current NHBC and Building Regulations.  
Main drainage to comply with Sewers for Adoption current edition.  
Highways to be in accordance with Local Authority specification.  
Do not scale from this drawing.  
All dimensions to be verified with the drawing office.

Cad File Name : R:/ARCHITECTS/ARCHITECTS/STANDARD DETAILS



Elevation



Plan

## 1.8m Closed Boarded Fence

### NOTES

1. No dimensions are to be measured from this drawing.

320140815P

Rev.	Date	Amendment	Chkd
A	19.07.06	Mid rail added.	DDA

# Bellway

(WEST LANCASHIRE)

(a member of Bellway Plc Group of Companies)

Bellway Homes Ltd  
2 Alderman Road, Liverpool, L24 9LR  
Tel: 0151 486 2900 Fax: 0151 336 9393

Project

**Standard Boundary Treatment /  
Fence Details**

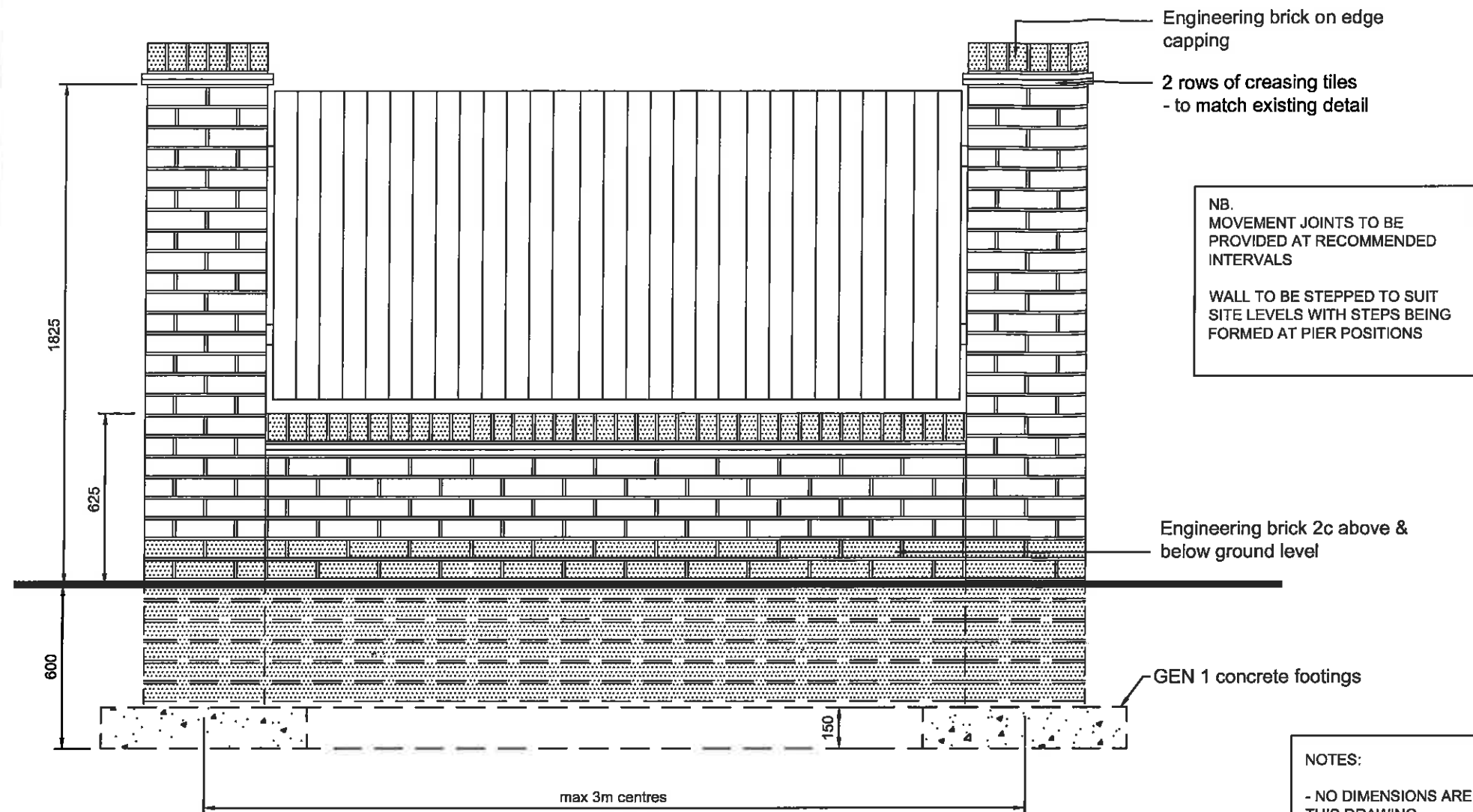
Subject

**1.8m Closed Boarded Fence**

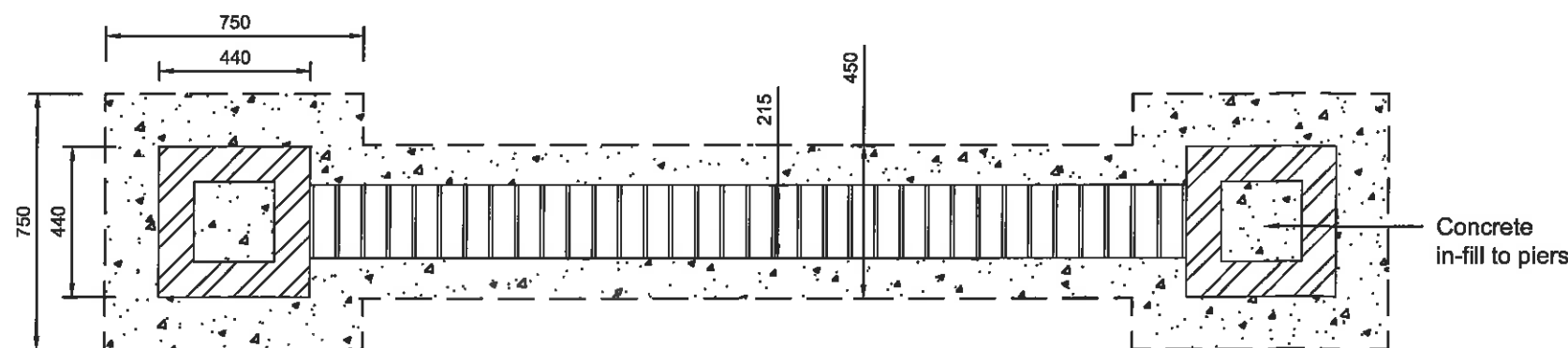
Scale	Date	Drawn	Checked
1:20	July 2006	DDA	
Drawing No.	Revision		
BH/WL/SD/FD001	A		

**Note**  
All specifications, materials and workmanship to be in accordance with current NHBC and Building Regulations.  
Main drainage to comply with Sewers for Adoption current edition.  
Highways to be in accordance with Local Authority specification.  
Do not scale from this drawing.  
All dimensions to be verified with the drawing office.

Cad File Name : R:/ARCHITECTS/ARCHITECTS/STANDARD DETAILS



Elevation



Plan

# 1.8m Brick Piers with Low level Wall / Timber Infill Panel

## NOTES:

- NO DIMENSIONS ARE TO BE MEASURED FROM THIS DRAWING.
- REFER TO "FENCING LAYOUT" DRAWINGS LOCATION / CONFIGURATION OF BOUNDARY TREATMENTS.
- EXACT SETTING-OUT TO BE DETERMINED ON SITE
- BOUNDARY WALL BRICKWORK TO BE IN FACING BRICKWORK TO MATCH DWELLING (F2 QUALITY)
- BRICK PIERS AND BOUNDARY WALLS TO BE DESIGNED AND CONSTRUCTED IN ACCORDANCE WITH BS5628 Part 3:2005.
- BRICKWORK BELOW GROUND LEVEL TO BE CONCRETE COMMONS WITH RED ENGINEERING BRICKS TO 2-COURSE ABOVE & 2-COURSE BELOW GROUND LEVEL
- CLASS 1 MORTAR TO BE USED
- MOVEMENT JOINTS TO BE PROVIDED AT RECOMMENDED INTERVALS
- HIGH BOND DPC TO BE USED UNDER BRICK ON EDGE CAPPING BRICKS

## NOTES

1. No dimensions are to be measured from this drawing.

320140815P

A	25.09.12	Coping amended	PM
Rev.	Date	Amendment	Chkd

**Bellway**

(WEST LANCASHIRE)

(a member of Bellway Plc Group of Companies)

Bellway Homes Ltd  
2 Alderman Road, Liverpool, L24 9LR.  
Tel: 0151 486 2900 Fax: 0151 336 9393

Project  
**Standard Boundary Treatment / Fence Details**

Subject  
**1800mm High Piers with Low Level Wall & Timber Infill Panel**

Scale 1:20	Date 14.05.13	Drawn AT	Checked
---------------	------------------	-------------	---------

Drawing No. BH/WL/SD/FD049	Revision -
-------------------------------	---------------

Note  
All specifications, materials and workmanship to be in accordance with current NHBC and Building Regulations.  
Main drainage to comply with Sewers for Adoption current edition.  
Highways to be in accordance with Local Authority specification.  
Do not scale from this drawing.  
All dimensions to be verified with the drawing office.

Cad File Name : R:/ARCHITECTS/ARCHITECTS/STANDARD DETAILS