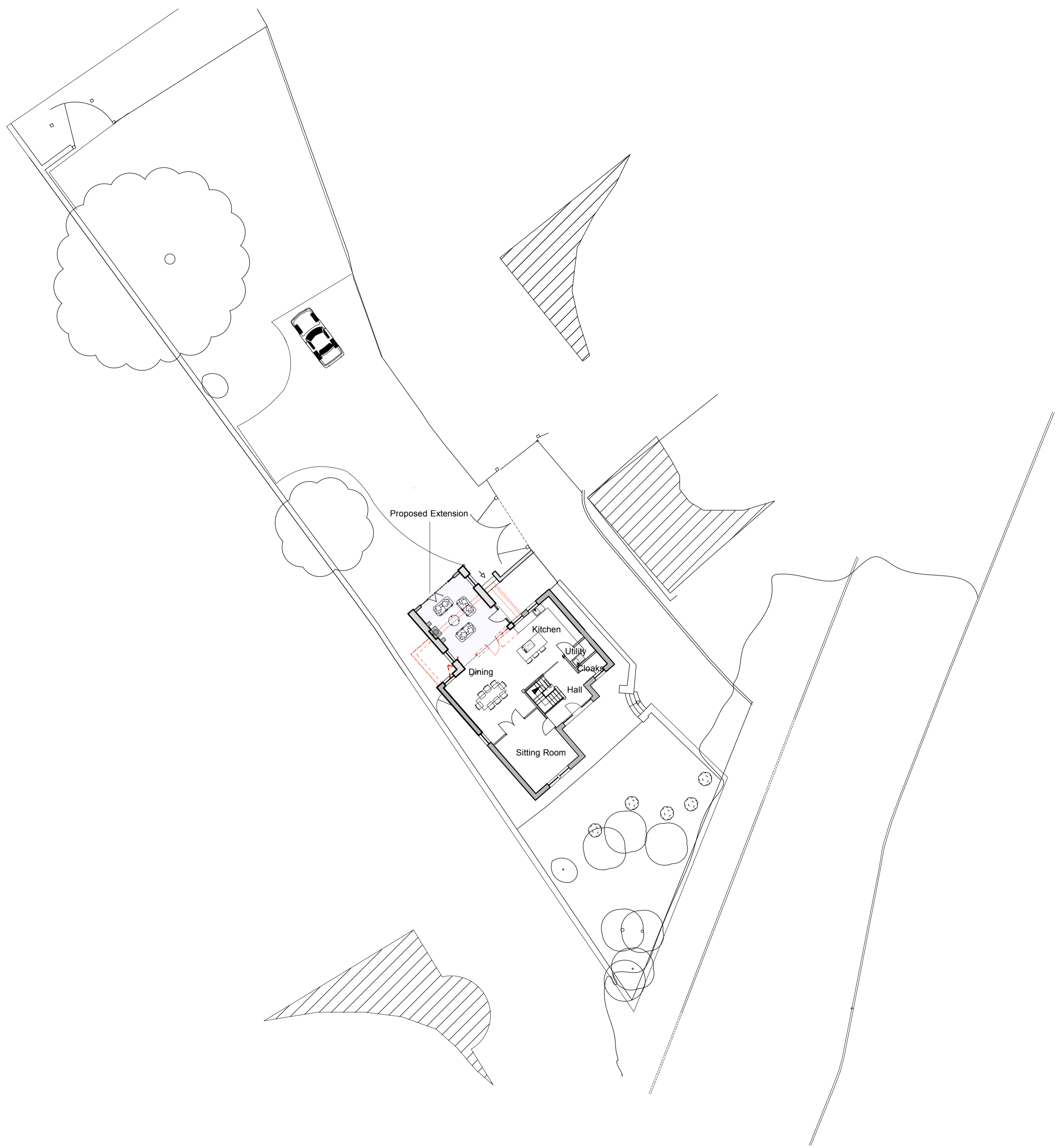

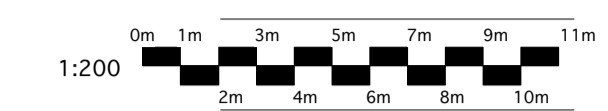


This drawing is the property of IWA Architects. Copyright is reserved by them and the drawing is issued on condition that it is not copied either wholly or in part without the consent in writing of IWA Architects.

Dimensions should not be scaled. All dimensions to be checked on site by the contractor before commencement of the relevant part of the work.



Rev	Date	Description
A	22.5.15	Scheme updated

**Extension to Mill Hey Croft,
Sawley Road**

Proposed Site Plan

Drwg. No.: 2127.P01A	Rev.: A
----------------------	---------

Date: May '15	Scale: 1:200@A2
---------------	-----------------

IWA Architects

Waterloo Mill, Waterloo Road, Clitheroe, Lancashire, B87 1LR.
 t: +44 (0) 1200 423487
 f: +44 (0) 1200 458278
 e: admin@iwaarchitects.co.uk
 w: www.iwaarchitects.co.uk