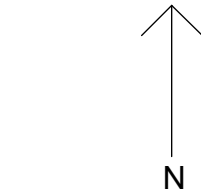




This drawing is the property of IWA Architects.
Copyright is reserved by them and the drawing is issued
on condition that it is not copied either wholly or in part
without the consent in writing of IWA Architects.

Dimensions should not be scaled. All dimensions to be
checked on site by the contractor before
commencement of the relevant part of the work



-  Dwelling
-  Curtilage owned by client.

Rev	Date	Description
-	-	-

Newton House, Newton,
Bowland

OS Map

Drwg. No.:	2205.OS.001	Rev.:	-
Date:	May '15	Scale:	1:1250@A3

IWA Architects

Waterloo Mill, Waterloo Road, Clitheroe, Lancashire, BB7 1LR.

t: + 44 (0) 1200 423487
f: + 44 (0) 1200 458278
e: admin@iwarchitects.co.uk
w: www.iwarchitects.co.uk