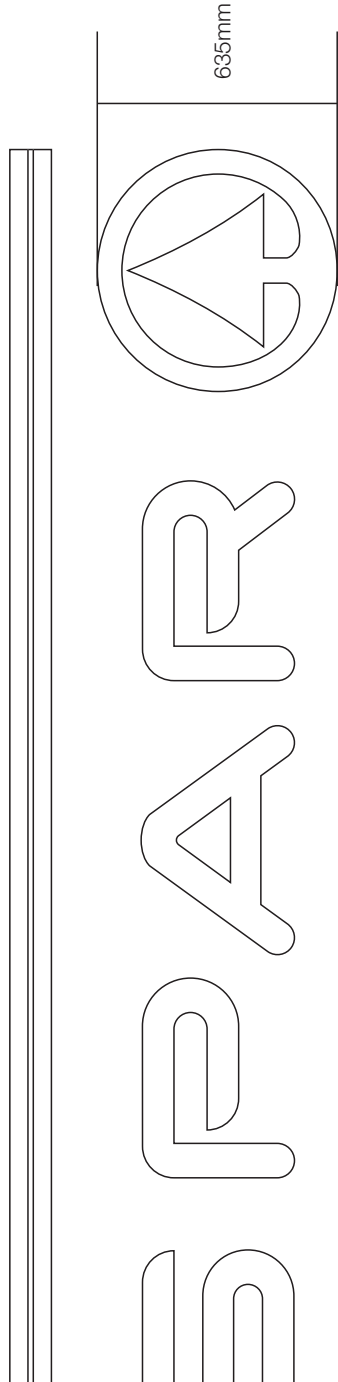


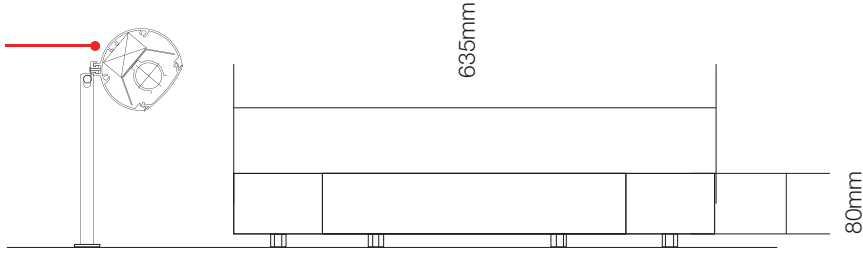
(troughlight option)

x 635mm x 80mm SPAR "EXCELLENCE" Fascia
mm thick fabricated Built up letters (80mm returns) specification below
. Troughlight illumination
ground. TO EXISTING BRICKWORK

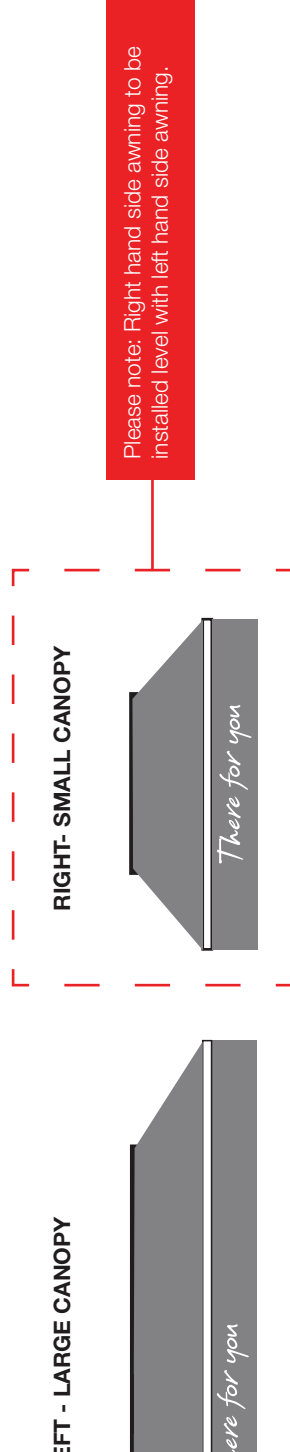


Scale: 1:10

LED troughlight



EXISTING AWNINGS TO BE REMOVED & RE-COVERED



LEFT - LARGE CANOPY

There for you

RIGHT - SMALL CANOPY

There for you

Please note: Right hand side awning to be installed level with left hand side awning.

0mm (length) x 238mm (height) x 1500mm (projection) Valance = 300mm deep
2190mm (length) x 238mm (height) x 1500mm (projection) Valance = 300mm deep

ed extrusion (white) Green fabric canopy (closest match to Ral 7037)
and. FIXED THROUGH EXISTING STONEWORK

Returns and back fabricated from aluminium stove enamelled high gloss WHITE (RAL 9003) returns to be 80mm

Letters to sit off wall by 15-18mm to allow for rain water to flow behind



550mm due to incline of pavement.

Troughlight height from ground level varies from approx 4400mm to 4675mm due to incline of pavement.

Awning height from ground level (to bottom of valance) varies from approx 2420mm to 2633mm due to incline of pavement.

