

CONSTRUCTION MANAGEMENT PLAN
PROPOSED HOUSING DEVELOPMENT
CHATBURN OLD ROAD
CHATBURN

PLANNING APPLICATION NUMBER – 3/2014/0618

APPLICANT J J Homes Northwest Limited, PO Box 9422, Sleaford,
Lincs, NG34 4DB

Site Access and Egress/Surrounding Neighbours

The construction traffic access and egress points are shown on the plan attached at Appendix 1 (Drawing Number Jac/602/2042/01).

The site perimeter will be bounded with heras fencing.

Pedestrian access will be off Chatburn Old Road via the pedestrian access/egress route as noted on the logistics plan.

Vehicle deliveries to site will be through the site entrance gates off Chatburn Old Road.

There will be no reversing off site; there is room on site for vehicles to turn around at the site materials storage area.

There will be liaison with all the local neighbours to give updates on works progress and deliveries will be arranged during a known period of the day to avoid as far as possible any conflict.

Site Access Point

The site access point will have:

- Secured access gates; and
- Signage fully complying to Health and Safety legislation and highways recommendations located in prominent positions.

External Site Hoardings

External site hoardings will be heras fencing 2.0 metres high and all fencing will be regularly inspected and maintained by the site manager.

Contractor and Visitor Car Parking

Contractor and visitor car parking will be on site in the area identified on the attached plan.

Storage, Unloading and Distribution of Materials

The supply chain will be clearly instructed as to the agreed traffic route to take to site and the access gate to be used.

All deliveries will be unloaded on site under the supervision of a banksman. Storage areas for bulk materials have been identified on the attached plan.

Distribution of materials around the site, and the initial unloading of vehicles will be carried out in the main using a telehandler, forklift truck or the delivery vehicles hiab.

Like many projects an amount of manual handling and distribution will take place, however this will be kept to a minimum where possible.

Site Establishment

The accommodation will allow space for JJ Homes Ltd's site management offices and subcontractor welfare, see appended logistics plan.

All personnel attending the site will report to the site office first and receive an induction regarding the works and expected behaviour on site.

Site working hours will be from:

Monday to Friday	7.30 am till 5.30pm
Saturday	8.00am till 1.00pm (only if required)

Site Security

Throughout the normal working day, security will be maintained by the site management team.

During out of hours working periods the following site security measures will be implemented:

Designated points of access (indicated on the layout plans and viewed on site) will be secured at the end of each working day.

Site access gates will be locked shut.

Site compounds will be floodlit for safe access for JJ Homes/security if necessary. (Generators will only be used during the initial stages of the contract until the temporary power is connected. The generator will be fitted with suppression measures to comply with relevant standards.)

Access ladders to scaffolding will be removed at the bottom section when not in use and overnight.

All visitors will report and sign in at the main site office; leaving details of name, company, time of visit and vehicle registration.

Site Waste Management

Under the Site Waste Management Regulations 2008 a site waste management plan will be developed and signed by the client to ensure compliance and will be monitored on a regular basis.

Waste segregation will be implemented.

- Specific waste collection area will be designated.
- Waste figures will be recorded.
- Duty of care certificates filed.

Working Adjacent to Underground Services

Prior to any ground works taking place, a full survey of the area will be carried out to ensure we have taken all necessary precautions to minimise the risk of coming into contact with existing underground services.

Such measures will include:-

Consulting existing drawings

Obtaining drawings/records from the various statutory authorities

A sweep of the areas with CAT detection and SUMO surveys.

Hand trial excavations

Surface plotting and protection of the service runs

Working Adjacent to Overhead Services

Prior to the use of the site compound area overhead height restriction barriers/goalpost system will be erected at the point of entry from the site compound into the development site to prevent damage to the overhead electricity line and for health and safety reasons.

Noise and Dust Pollution including Vibration

The following procedures will be considered and adopted where appropriate in an attempt to minimise noise and dust pollution.

The control of dust arising from the construction works will be controlled in a number of ways depending on the work source causing/providing the dust and the timing/stage at which the construction works are at.

Measures for the control of air-borne dust particles will be as follows:

Bulk excavations and loading of vehicles:

In damp or wet conditions, little or no action will be required as the material will hold together, virtually eliminating any dust breakout from this operation.

In dry conditions, wetting down of the excavated material when being dug or loaded into the tipper wagons will be carried out with large hoses (circa 50mm to 75mm) connected to either mains stand pipes or pumped water bowsers.

Supervision by way of a banksman will be employed during operations. Vehicles will also be covered when leaving site to control any dust "blow off" from the vehicle whilst the material is being transported to landfill.

Dust control in the same manner as bulk excavations by means of wetting down tipping of bulk aggregates.

Delivery vehicles will be fully sheeted to eliminate any "blow off" of material. Dry and dusty material will be wet down prior and during discharge from the vehicle, supervised by banksman.

Cutting of New Concrete and Masonry Materials/Products

These operations will be carried out with dust suppression mechanical power tools filled with either wet suppression units or vacuumed dust extraction units.

Identified Operations	Tools
Concrete cutting	Wet floor saws
	Disc Cutter – wet suppression
	Disc Cutter – vacuum extraction
Masonry Cutting	Wet table saws
	Guillotine block splitters
	Manual hammer and bolster
Paving	Guillotine block splitters
	Disc Cutter – wet suppression
	Disc Cutter – vacuum extraction
Concrete and Clay Drainage Goods	Disc Cutter – wet suppression
	Disc Cutter – vacuum extraction

Control of Noise

The following procedures will be considered and adopted where appropriate in an attempt to minimise noise pollution on the site.

Use plant fitted with noise suppressors.

Minimise the use of noisy plant, with a restriction on operating hours. These operating hours will be from 8.00am in the morning to 5.00pm at night.

Wheel Wash Facilities

If for any chance mud or debris should be deposited on the public highway a road sweeper shall be deployed as and when required, we will also have jet washing facilities on site to clean off any vehicles' wheels.

Tree Protection

The site area has been inspected by Bowland Tree Consultancy Ltd and within the application site area there is one tree that requires the root area to be protected, we will erect heras fencing around the tree areas to keep any mechanical plant away from tracking across the root zone in accordance with the detail provided by Bowland Tree Consultancy Ltd attached at Appendix 2.

The perimeter Hawthorn Hedgerow we will lay and manage to a suitable height and this will also be protected with heras fencing throughout the project.

APPENDIX 1 – Construction Management Plan Drawing



Notes:

All work is to be carried out to the latest current British standards Codes of Practice and recognised working practices.
 All work and materials should comply with Health and Safety legislation.
 All dimensions are in millimetres where explicitly shown otherwise.
 The contractor should check and certify all dimensions as work proceeds and notify the architect of any discrepancies.
 Do not scale off the drawings, if in doubt ask.



Gary Hoerty Associates
 Gary Hoerty Associates Chartered Surveyors
 Suite 9 - Grindleton Business Centre
 The Spinney
 Grindleton
 Clitheroe
 Lancashire BB7 4DH

T: 01200 449700
 Email: info@ghaonline.co.uk

Project: (No: Jac.605.2042.GH)

Discharge of Conditions Application for Application No: 3/2014/0618 - Proposed Residential Development at Chatburn Old Road

Title: Proposed Construction Management Plan

Drawing No: Jac/605/2042/01 Drawn: PF

Client: JJ Homes North West Ltd

Date: 02.02.2016 Scale: 1:500 @ A3

Amendments:

--	--	--	--	--	--

APPENDIX 2 – Tree Root Protection Detail

- TEMPORARY PROTECTIVE FENCING SPECIFICATION -

Construction Exclusion Zones (CEZs), enclosed by Temporary Protective Fencing, as detailed below and to be agreed with the Local Planning Authority (LPA), shall:

1. be retained in place throughout the development process, as specified in the 'Temporary Protective Fencing Construction' section below and detailed in BS5837:2012 Figure 2 (overleaf);
 2. be sited in the area(s) defined by the Root Protection Areas on the associated Tree Plan;
 3. be erected prior to any construction, demolition or excavation works and remain in place for the duration of the project;
 4. preclude any delivery of site accommodation and/or materials and/or plant machinery;
 5. preclude all construction related activity, with the sole exception of specified arboricultural works and any other works to be carried out under supervision that have been agreed by all parties; and
 6. preclude the storage of all development related materials and substances including fuels, oils, additives, cement and/or any other deleterious substance.
- Any incursion into CEZs must be by prior arrangement, following consultation with the LPA.

Temporary Protective Fencing Construction

1. Temporary protective fencing panels shall be weldmesh "Heras" panels of at least 2.0 metres in height.
2. The panels shall butt together and be securely fixed to a scaffold framework, as per 3 to 5 below.
3. The scaffold framework shall comprise of upright poles of at least 3.0 metres in length driven no less than 0.6 metres into the ground at maximum 3.0 metre centres with horizontal and diagonal poles fixed to the uprights, as per 4 to 5 below.
4. The two horizontal rail poles shall be attached to the uprights at heights of 0.6 and 1.8 metres with 3 no. clamps to each joint.
5. The diagonal scaffold pole struts be clamped to the top rail of the scaffold framework at a 45° angle and extend back into the CEZ and clamped to a 0.7 metre length of scaffold tube that shall be driven no less than 0.5m into the ground.
6. No fixing shall be made to any tree and all possible precautions shall be taken to prevent damage to tree roots when locating posts.
7. A 600mm x 300mm warning sign reading "TREE PROTECTION AREA KEEP OUT" (see Figure 1, below) shall be fixed to every 10.0 metre length of protective fencing.
8. On completion and prior to any demolition or construction works, site preparation, excavation or delivery of plant and materials, the Consulting Arboriculturist shall inspect the Temporary Protective Fencing.

Figure 1: CEZ Warning Sign

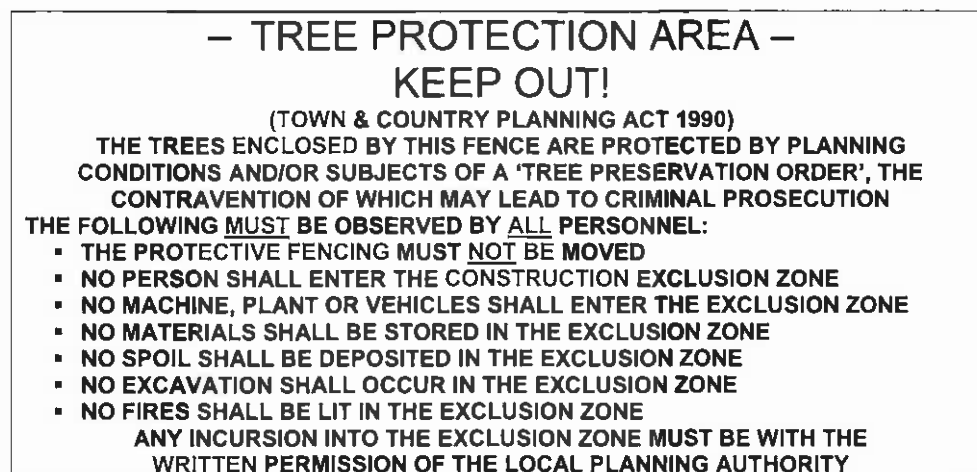


Figure 2: BS5837:2012 Default specification for protective barrier

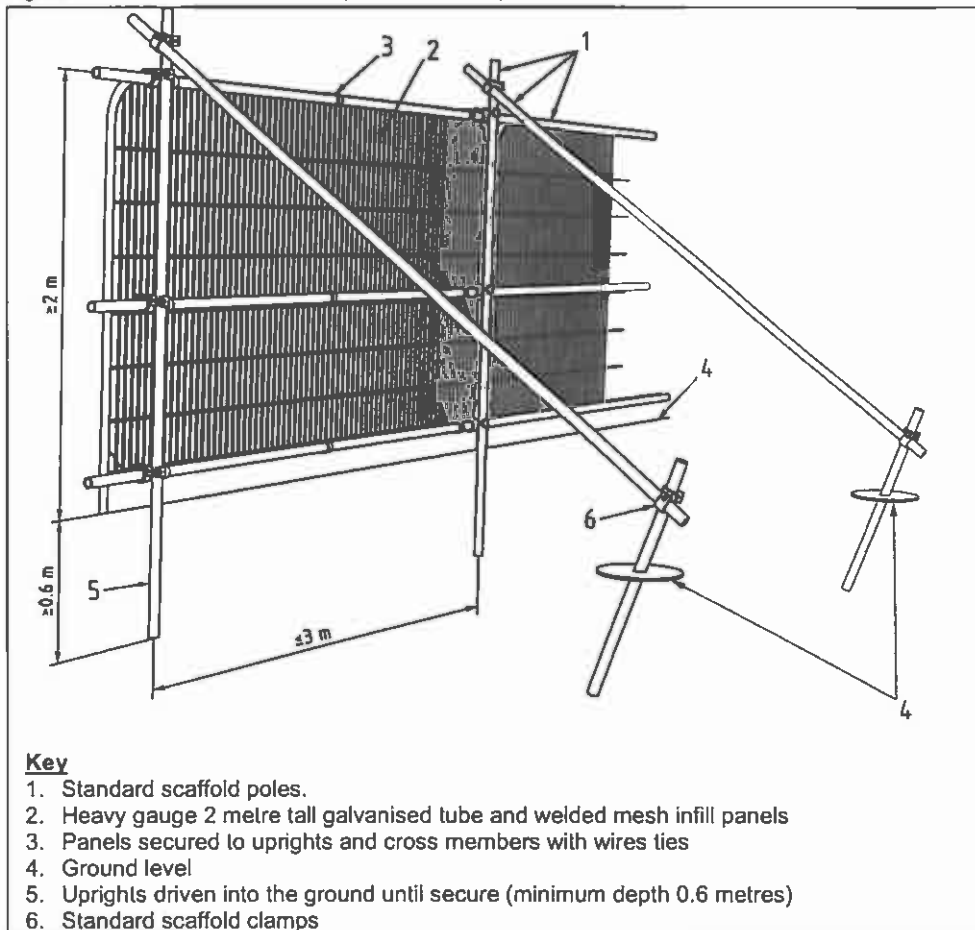
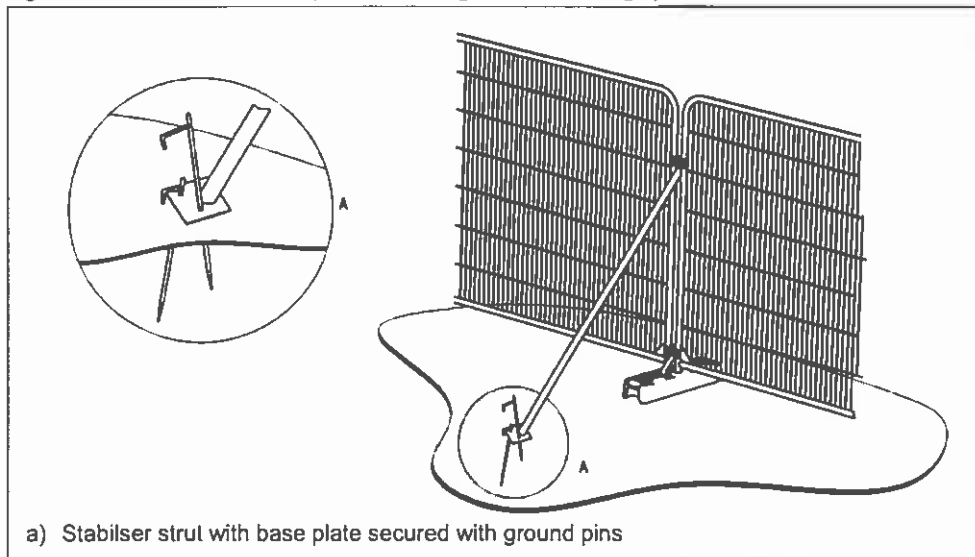
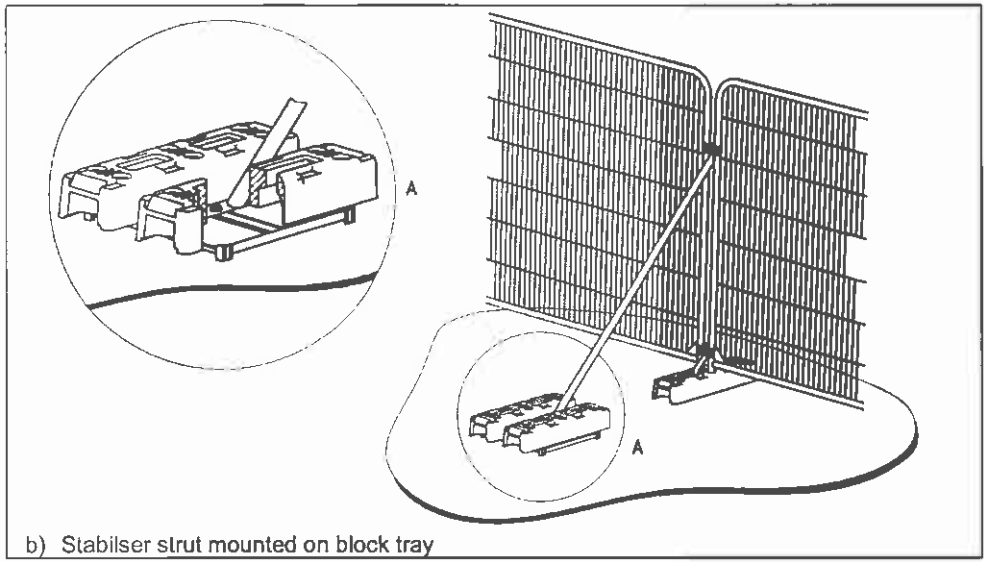


Figure 3: BS5837:2012 Examples of above-ground stabilising systems





b) Stabiliser strut mounted on block tray