



Photograph 1



Photograph 2



Photograph 3




Photograph 4




Photograph 5



Photograph 6



Photograph 7



Photograph 8



Photograph 9



Photograph 10



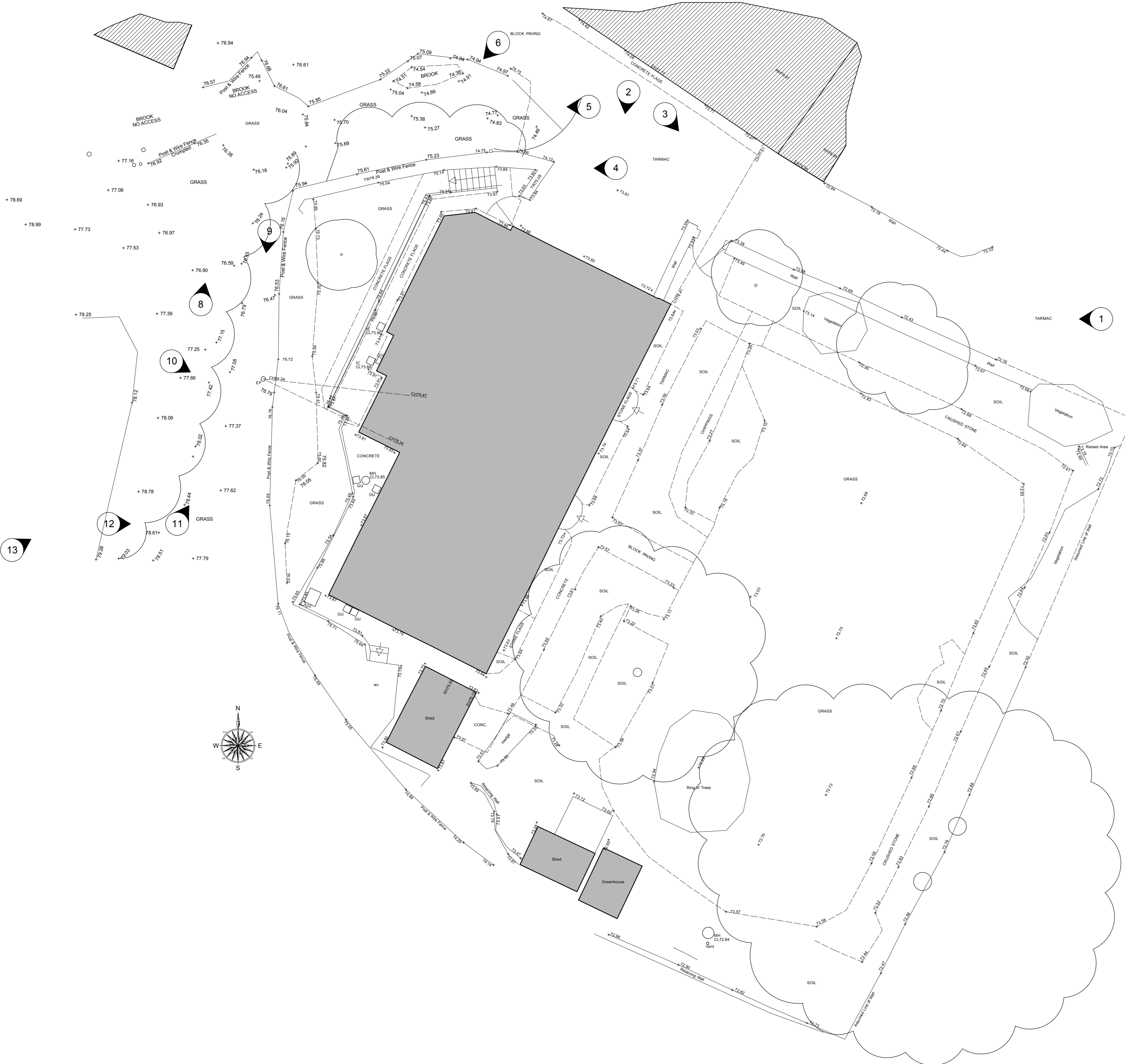
Photograph 11



Photograph 12

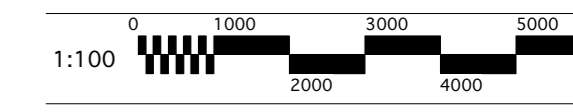


Photograph 13



This drawing is the property of IWA Architects. Copyright is reserved by them and the drawing is issued on condition that it is not copied either wholly or in part without the consent in writing of IWA Architects.

Dimensions should not be scaled. All dimensions to be checked on site by the contractor before commencement of the relevant part of the work.



Rev	Date	Description
-	-	-

**Friends Meeting House**  
Grindleton Road, Sawley

Existing Site Plan - With Reference Photographs

Drwg. No.: 2246.E.04	Rev.: -
----------------------	---------

Date: Sept '16 Scale: 1:100@A1

**IWA Architects**

Waterloo Mill, Waterloo Road, Clitheroe, Lancashire, BB7 1LR.  
t: +44 (0) 1200 423487  
f: +44 (0) 1200 458278  
e: admin@iwaarchitects.co.uk  
w: www.iwaarchitects.co.uk