



TOUCHSTONE

GLAZING SOLUTIONS



THE MEASURE OF QUALITY

DIRECTLY GLAZED INTO THE ORIGINAL STONEMWORK

With over 25 years worth of experience in the traditional leaded light industry, we developed Touchstone's patented Insulead® glazing system to specifically overcome the problem of double glazing windows in a heritage building situation. No modification to the existing fabric of the building is required as the Insulead® glazing fits where the original was located and is made using only traditional materials.



STAINLESS STEEL & EFFECTIVELY MAINTENANCE FREE



Touchstone's Steelyte® opening casements are uniquely designed and constructed from stainless steel. Thermally broken and fully weather stripped, they take a full 24mm unit. They combine the narrowest of sight lines with security, durability and elegance. The steel is all but immune from corrosion. Whilst powder coated for the heritage market, openers can be supplied polished for modern building applications – ask about our matching stainless fixed frames.

SHAPES AND OUT OF SQUARE WINDOWS EASILY ACCOMMODATED

Each installation is a truly bespoke process. For this reason shaped openings and badly out of square windows are no problem. Due to the inherently flexible nature of Touchstone's glazing system it is possible to construct virtually any shape and configuration of glazing that may be required. All with the full benefits outlined in this brochure.

The glass, steel and lead used in our products are fully recyclable.



FULLY DRAINED & THERMALLY BROKEN

Touchstone's Insulead® has been specifically designed for double glazed units. It is fully drained and thermally broken.

In the unlikely event of water ingress through, for example stone porosity, the inbuilt drainage channels allow the water to exit to the outside via weep holes. Combined with warm edge spacer bar technology the highest level of insulation is possible.



AN APPEARANCE VIRTUALLY IDENTICAL TO THE ORIGINAL

Using Touchstone's numerous glazing options, along with our own kiln modified glass to give an aged appearance our skilled craftsmen are able to create a product which reflects the essential character, quality and charm of the original leaded windows. Combined with energy efficient glass our system satisfies both function and form.

EXTENSIVE RANGE OF GLAZING OPTIONS INCLUDING ORIGINAL

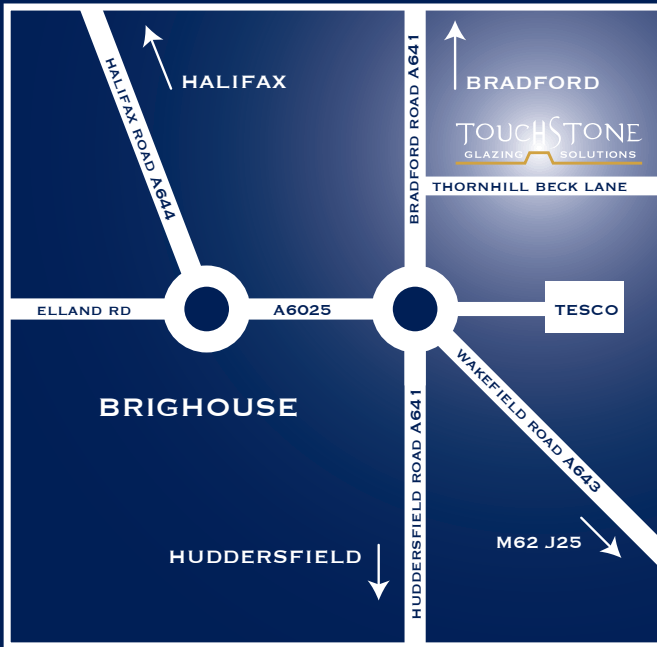
Due to the unique ability of Touchstone's Insulead® to take any thickness of unit (24mm standard) it is possible to incorporate specialised glass for the purposes of security, UV filtration, energy conservation and sound inhibition whilst maintaining a traditional appearance. It is even possible to use the original glazing either within the double glazing or mounted in front or behind as a decorative screen.



TOUCHSTONE

GLAZING SOLUTIONS

THE MEASURE OF QUALITY



WORKSHOP OPENING TIMES

MON – THURS
8.15AM – 4.45PM

FRIDAY
8.15AM – 3.45PM

SATURDAY
BY APPOINTMENT



TEL: +44 (0)1484 400023 | WWW.TOUCHSTONEGLAZING.CO.UK
INFO@TOUCHSTONEGLAZING.CO.UK

ALBION MILL, THORNHILL BECK LANE, BRIGHOUSE, WEST YORKSHIRE, HD6 4AH