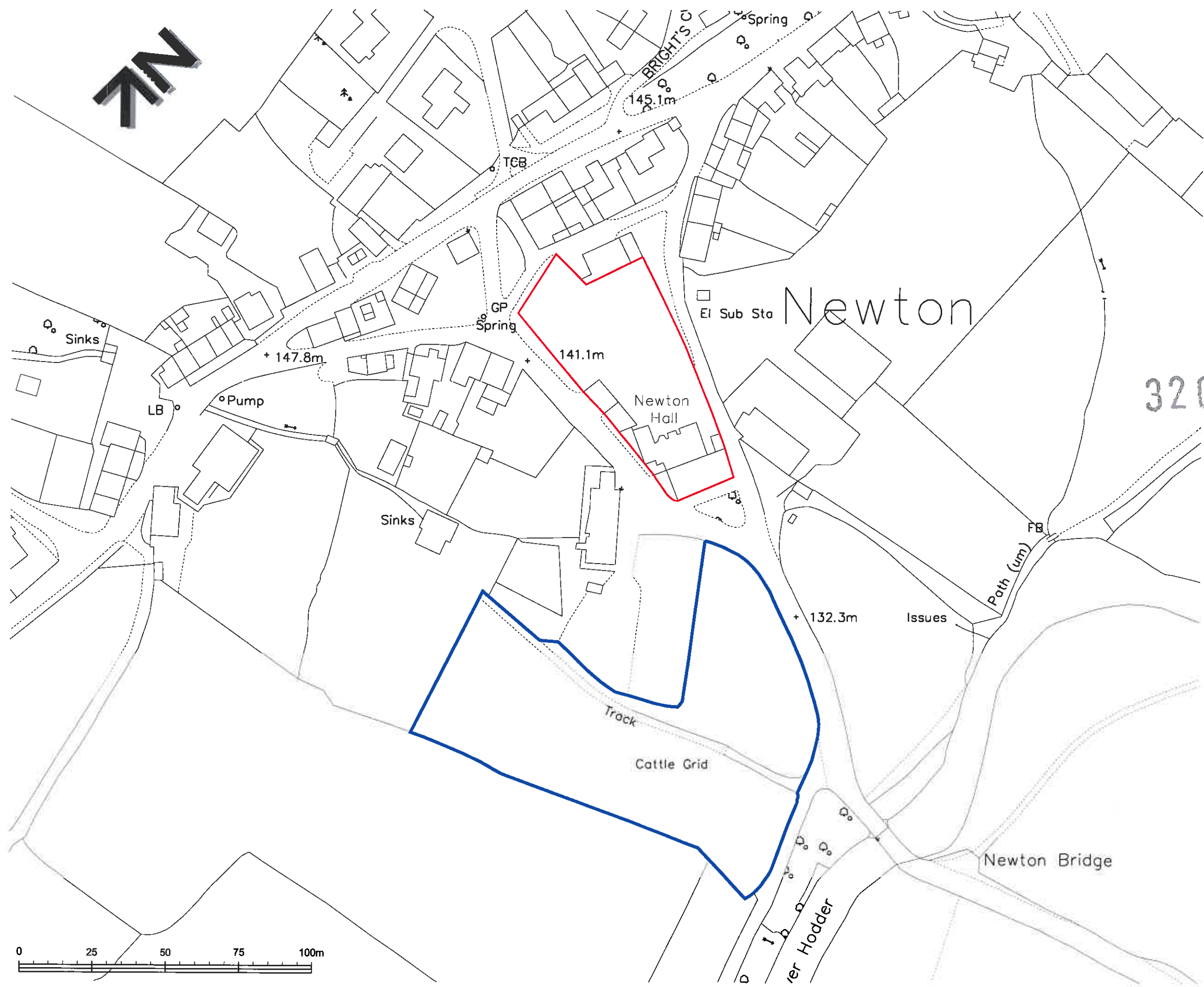




This drawing is to be read in conjunction with all relevant Architect, consultants' and specialists' drawings and specifications. The Architect is to be notified of any discrepancies before proceeding. Do not scale from this drawing. All dimensions and levels are to be checked on site. This drawing is subject to copyright. All work carried out before Planning and Building Permission has been granted is at the contractor's risk.



320170045P

Client Mr M. Bentley		
Job Title Proposed Alterations To Newton Hall Newton In Bowland Nr Clitheroe Lancashire BB7 3DY		
Drawing Title Location Plan		
Scale 1:1250 @ A3	Date Nov 2016	Drawn MF
<div> SUNDERLAND PEACOCK & ASSOCIATES LTD. HAZELMERE, PIMLICO ROAD, CLITHEROE LANCASHIRE, BB7 2AG 01200 423178 01200 427328 info@sunderlandpeacock.com</div> <div></div>		
5270 -L01		