

SECTION D-D - LONGSECTION
SCALE: H 1:250, V 1:250. DATUM: 130.000



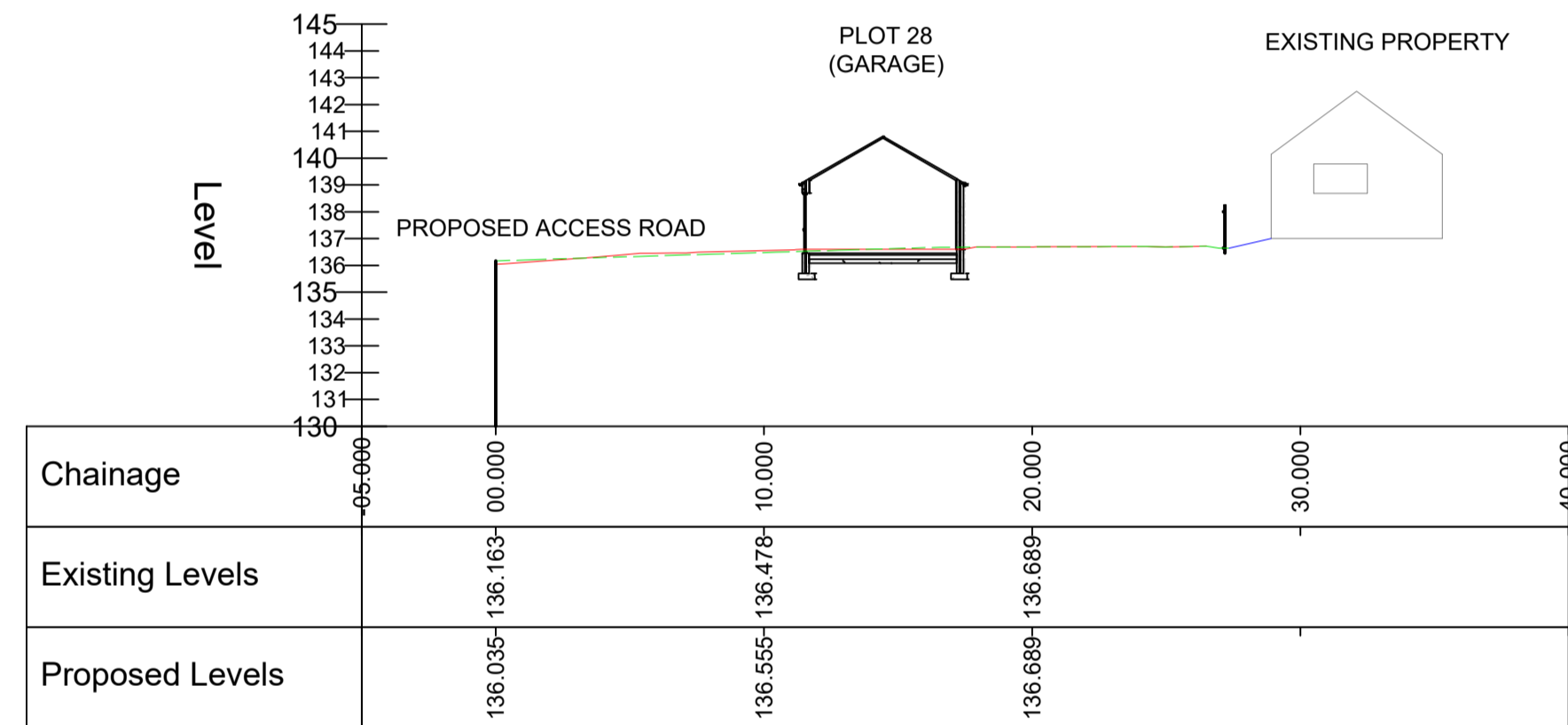
SITE PLAN
SCALE 1:1000

GENERAL NOTES

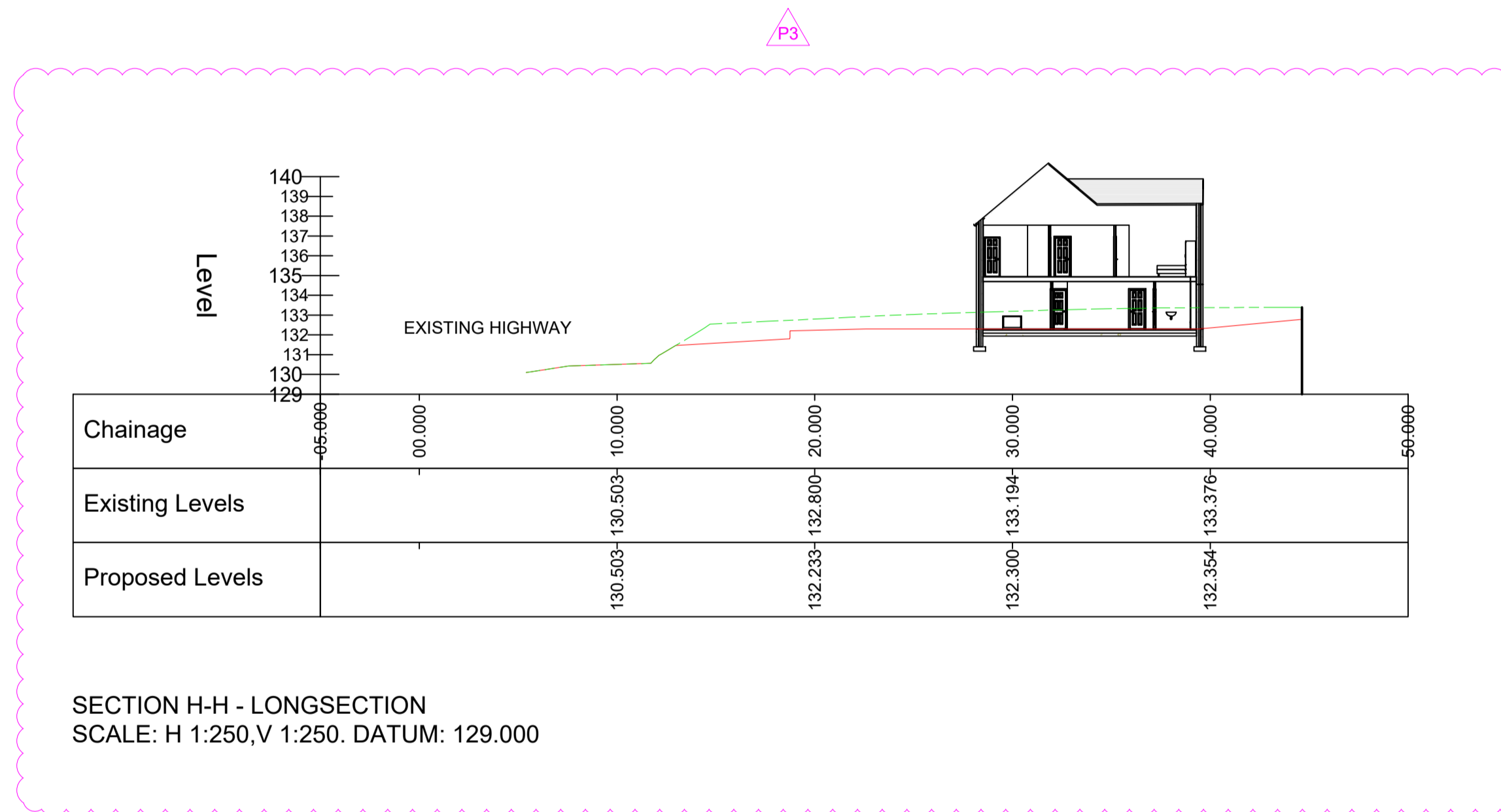
1. DRAWINGS ARE TO BE READ IN CONJUNCTION WITH ALL RELEVANT SPECIFICATIONS, ENGINEERS, ARCHITECTS & SERVICES DRAWINGS, INCLUDING APPROVED BUILDERS WORK DRAWINGS. CONTRACTOR TO NOTIFY ENGINEER OF DISCREPANCIES BETWEEN STRUCTURAL DRAWINGS AND SPECIFICATIONS OR OTHER DRAWINGS.
2. ALL DIMENSIONS ARE IN MILLIMETRES UNLESS NOTED OTHERWISE.
3. DO NOT SCALE FROM THIS DRAWING. WORK TO DIMENSIONS OR CO-ORDINATES PROVIDED. ALL LEVELS ARE IN METRES AND ALL DIMENSIONS ARE IN MILLIMETRES, UNLESS OTHERWISE NOTED. ANY AMBIGUITIES, OMISSIONS AND ERRORS ON DRAWINGS, SHALL BE BROUGHT TO THE ENGINEERS ATTENTION IMMEDIATELY.

KEY

- EXISTING GROUND LEVEL
- PROPOSED GROUND LEVEL
- UNKNOWN EXISTING GROUND LEVEL

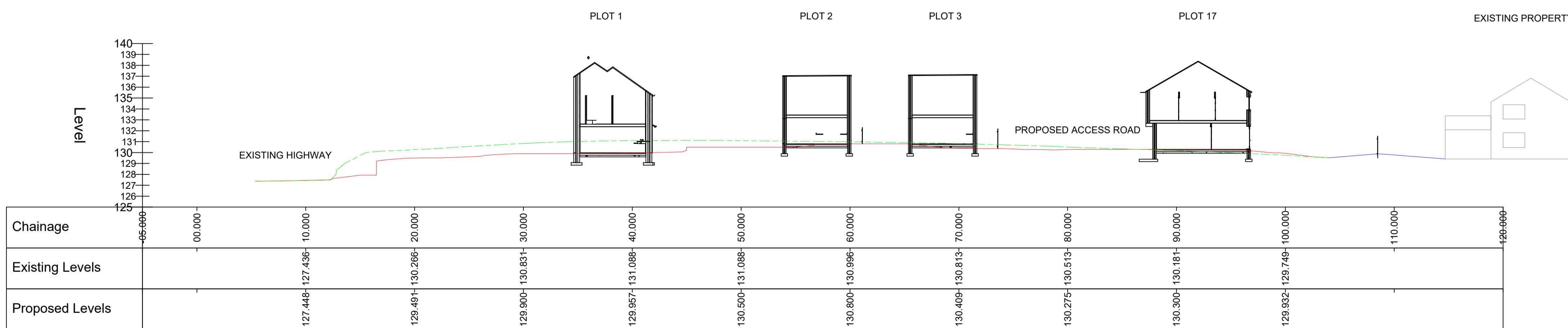


SECTION E-E - LONGSECTION
SCALE: H 1:250, V 1:250. DATUM: 130.000



SECTION H-H - LONGSECTION
SCALE: H 1:250, V 1:250. DATUM: 129.000

NOTE: GROUND LEVELS OF EXISTING UNITS HAVE BEEN ESTIMATED. TO BE CONFIRMED FOLLOWING MORE ACCURATE DATA BEING PROVIDED



SECTION F-F - LONGSECTION
SCALE: H 1:250, V 1:250. DATUM: 125.000

No	DATE	DRAWN	REV'D ENG.	AMENDMENT
P3	24.02.17	CF	PG	SECTION E-E AND NOTE ADDED
P2	23.02.17	LED	PG	ADJACENT HOUSES ADDED
P1	20.02.17	CF	PG	PRELIMINARY ISSUE

STATUS	PURPOSE OF ISSUE
S2	FOR INFORMATION

COPYRIGHT:
The concepts and the information contained in this document are the copyright of Scott Hughes Design Ltd. Use or copying of the document in whole or in part without written permission of Scott Hughes Design Ltd. constitutes infringement of copyright.

Scott Hughes Design Ltd.
The Flint Glass Works,
64 Jersey Street,
Manchester M4 6JW
t. 0161 605 0831
f. 0161 605 0832
e.mail@scotthughesdesign.co.uk
Reg No. 4899745

CLIENT: CHIPPING HOMES LTD

PROJECT: CHURCH RAIKE, CHIPPING

DRAFTER	ENGINEER
CF	PG

TITLE: PROFILE SECTIONS
SHEET 2 OF 2

SCALE	SHEET	DRAWING No	REV
AS NOTED	A1	3081-SHD-00-ZZ-DR-C-0007	P3