

## - TEMPORARY PROTECTIVE FENCING SPECIFICATION -

**Construction Exclusion Zones (CEZs)**, enclosed by **Temporary Protective Fencing**, as detailed below and to be agreed with the Local Planning Authority (LPA), shall:

1. be retained in place throughout the development process, as specified in the 'Temporary Protective Fencing Construction' section below and detailed in BS5837:2012 Figure 2 (overleaf);
2. be sited in the area(s) defined by the Root Protection Areas on the associated Tree Plan;
3. be erected prior to any construction, demolition or excavation works and remain in place for the duration of the project;
4. preclude any delivery of site accommodation and/or materials and/or plant machinery;
5. preclude all construction related activity, with the sole exception of specified arboricultural works and any other works to be carried out under supervision that have been agreed by all parties; and
6. preclude the storage of all development related materials and substances including fuels, oils, additives, cement and/or any other deleterious substance.

Any incursion into CEZs must be by prior arrangement, following consultation with the LPA.

### Temporary Protective Fencing Construction

1. Temporary protective fencing panels shall be weldmesh "Heras" panels of at least 2.0 metres in height.
2. The panels shall butt together and be securely fixed to a scaffold framework, as per 3 to 5 below.
3. The scaffold framework shall comprise of upright poles of at least 3.0 metres in length driven no less than 0.6 metres into the ground at maximum 3.0 metre centres with horizontal and diagonal poles fixed to the uprights, as per 4 to 5 below.
4. The two horizontal rail poles shall be attached to the uprights at heights of 0.6 and 1.8 metres with 3 no. clamps to each joint.
5. The diagonal scaffold pole struts be clamped to the top rail of the scaffold framework at a 45° angle and extend back into the CEZ and clamped to a 0.7 metre length of scaffold tube that shall be driven no less than 0.5m into the ground.
6. No fixing shall be made to any tree and all possible precautions shall be taken to prevent damage to tree roots when locating posts.
7. A 600mm x 300mm warning sign reading "TREE PROTECTION AREA KEEP OUT" (see Figure 1, below) shall be fixed to every 10.0 metre length of protective fencing.
8. On completion and prior to any demolition or construction works, site preparation, excavation or delivery of plant and materials, the Consulting Arboriculturist shall inspect the Temporary Protective Fencing.

Figure 1: CEZ Warning Sign

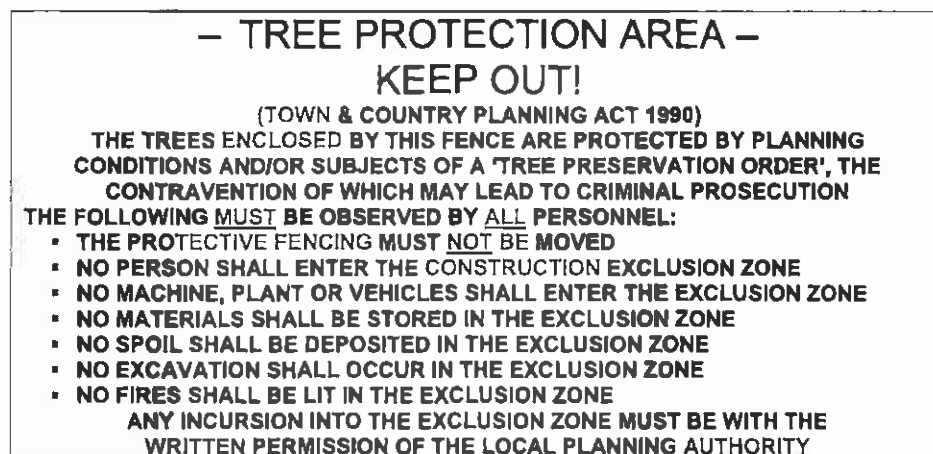


Figure 2: BS5837:2012 Default specification for protective barrier

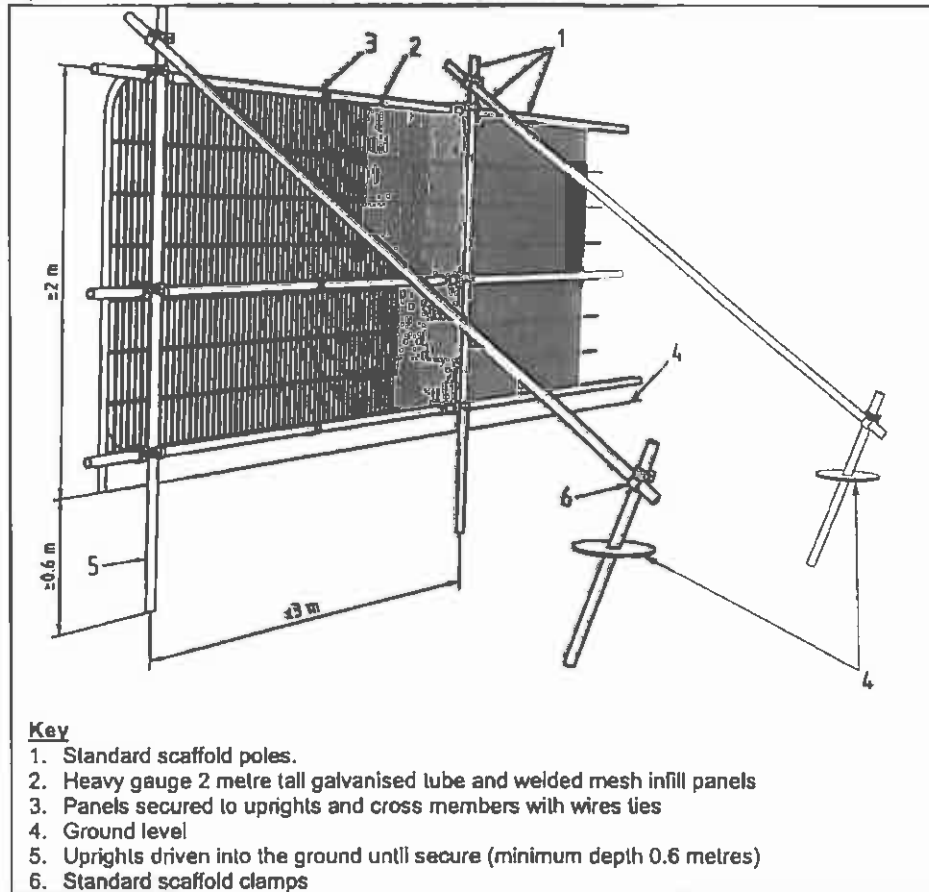
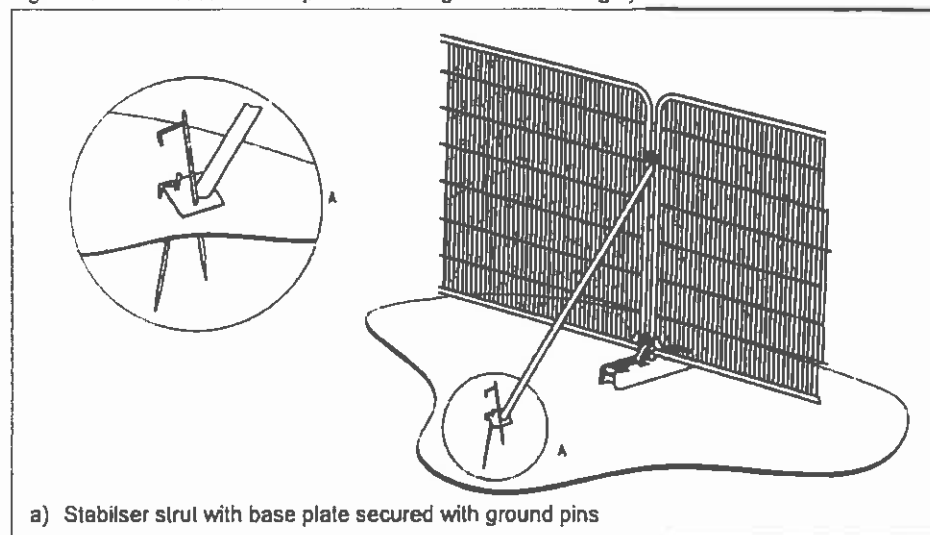
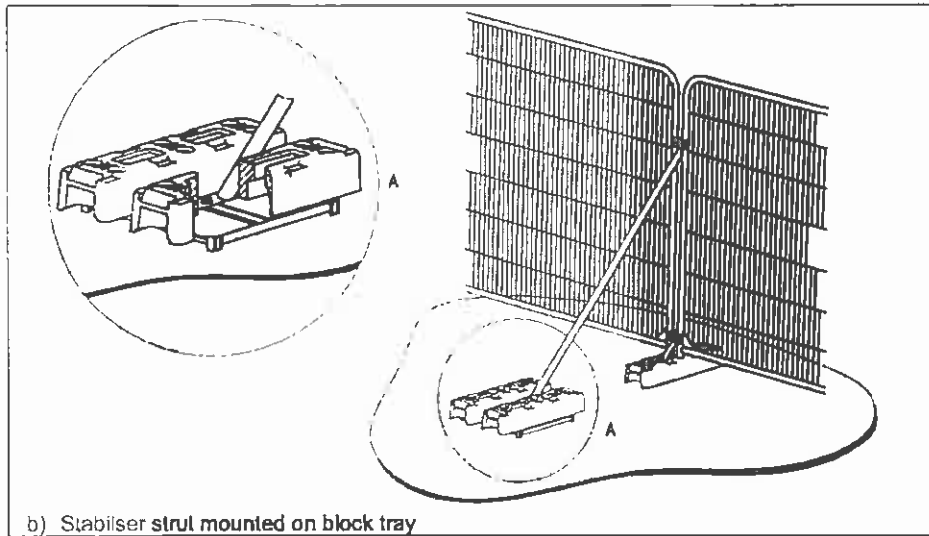


Figure 3: BS5837:2012 Examples of above-ground stabilising systems





b) Stabiliser strut mounted on block tray