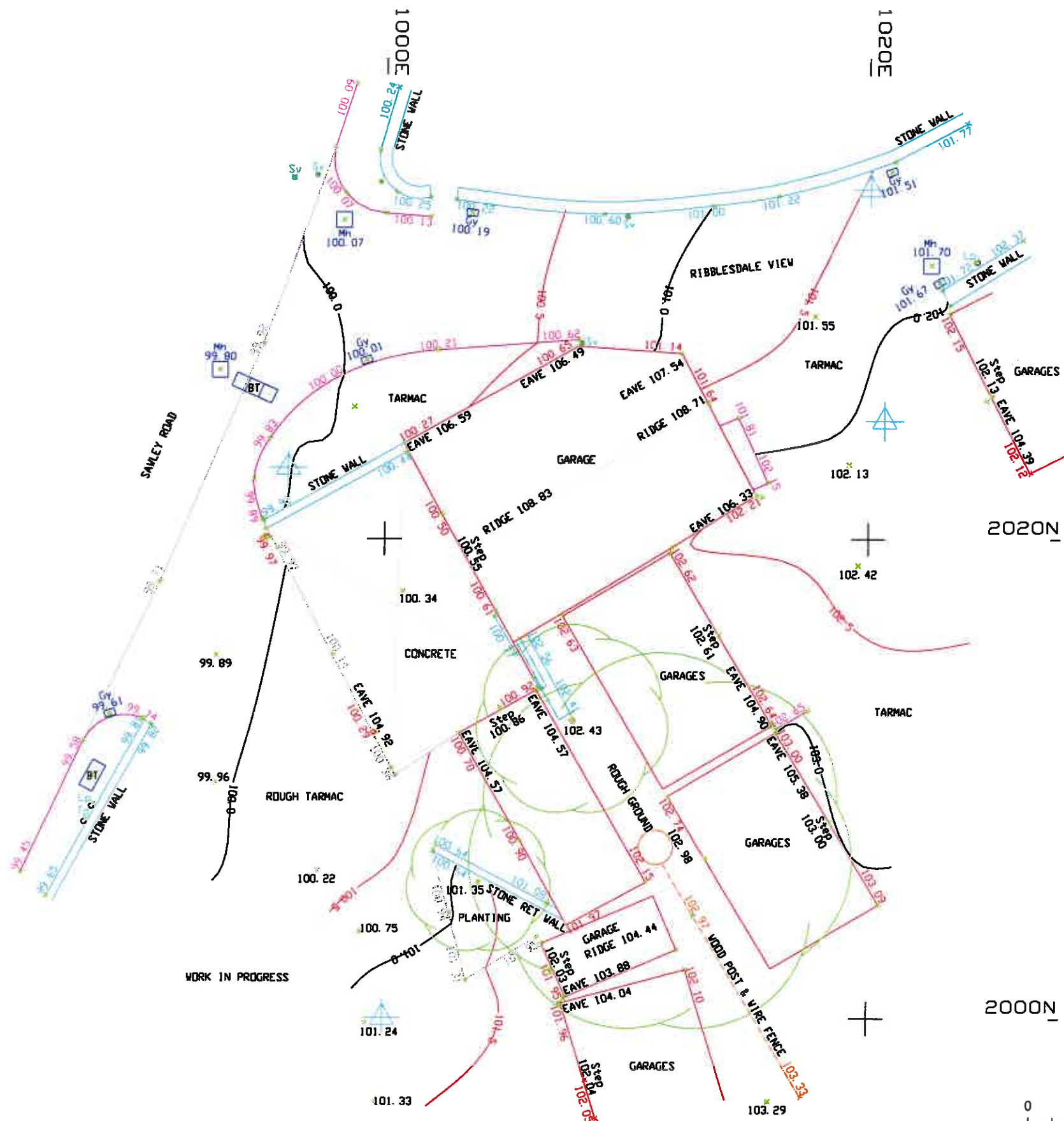

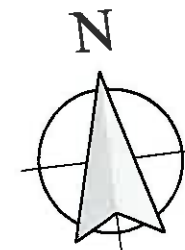


This drawing is to be read in conjunction with all relevant Architect, consultants' and specialist drawings and specifications. The Architect is to be notified of any discrepancies before proceeding. Do not scale from this drawing. All dimensions and levels are to be checked on site. This drawing is subject to copyright. All work carried out before Planning and Building Permission has been granted is at the contractor's risk.



320170355P

Client		
Mr Townson		
Job Title		
Proposed conversion of The Former Filling Station Sawley Road Chatburn		
Drawing Title		
Existing Site Plan		
Scale	Date	Drawn
1:200 @ A3	Feb 2015	NE



spa
SUNDERLAND PEACOCK ARCHITECTS

SUNDERLAND PEACOCK & ASSOCIATES LTD
HAZELMERE, PIMLICO ROAD, CUTTERTON
LANCASHIRE, BB7 2AG
T 01200 423178 F 01200 427328
E info@sunderlandpeacock.com
www.sunderlandpeacock.com

4759 - 01