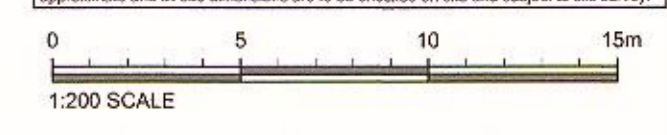




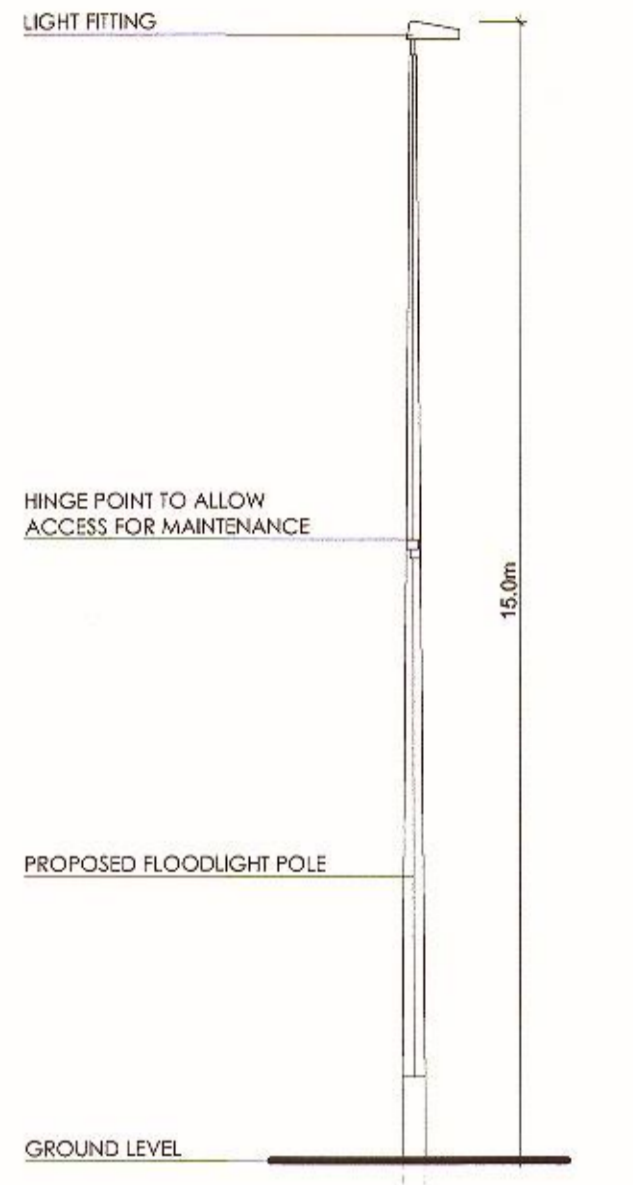


This drawing is to be read in conjunction with all relevant Architect, consultant and specialist drawings and specifications. The Architect is to be notified of any discrepancies before proceeding. Do not scale from this drawing. All dimensions and levels are to be checked on site. This drawing is subject to copyright. All work carried out before Planning and Building Permission has been granted is at the contractor's risk.  
 Note: proposed drawing based on OS map information. All illustrated dimensions are approximate and all site dimensions are to be checked on site and subject to site survey.



**KEY**

-  HATCHED AREA INDICATES EXISTING PITCH TO BE FLOOD LIGHT.
-  M1-M8 ILLUSTRATE THE POSITION OF 8 NO 15M HIGH MASTS EACH FITTED WITH 2NO 2KW LIGHT FITTINGS
- REFER TO HALLIDAY LIGHTING DRAWING FOR FURTHER LIGHTING LEVELS AND INFORMATION.



**PROPOSED FLOODLIGHT ELEVATION**  
SCALE 1:100

320170492P

Client  
Blackburn Rugby Union Club

Job Title  
Proposed Floodlight Application  
Blackburn Rugby Union Club  
Ramsgreave Drive  
Lancs  
BB1 8NB

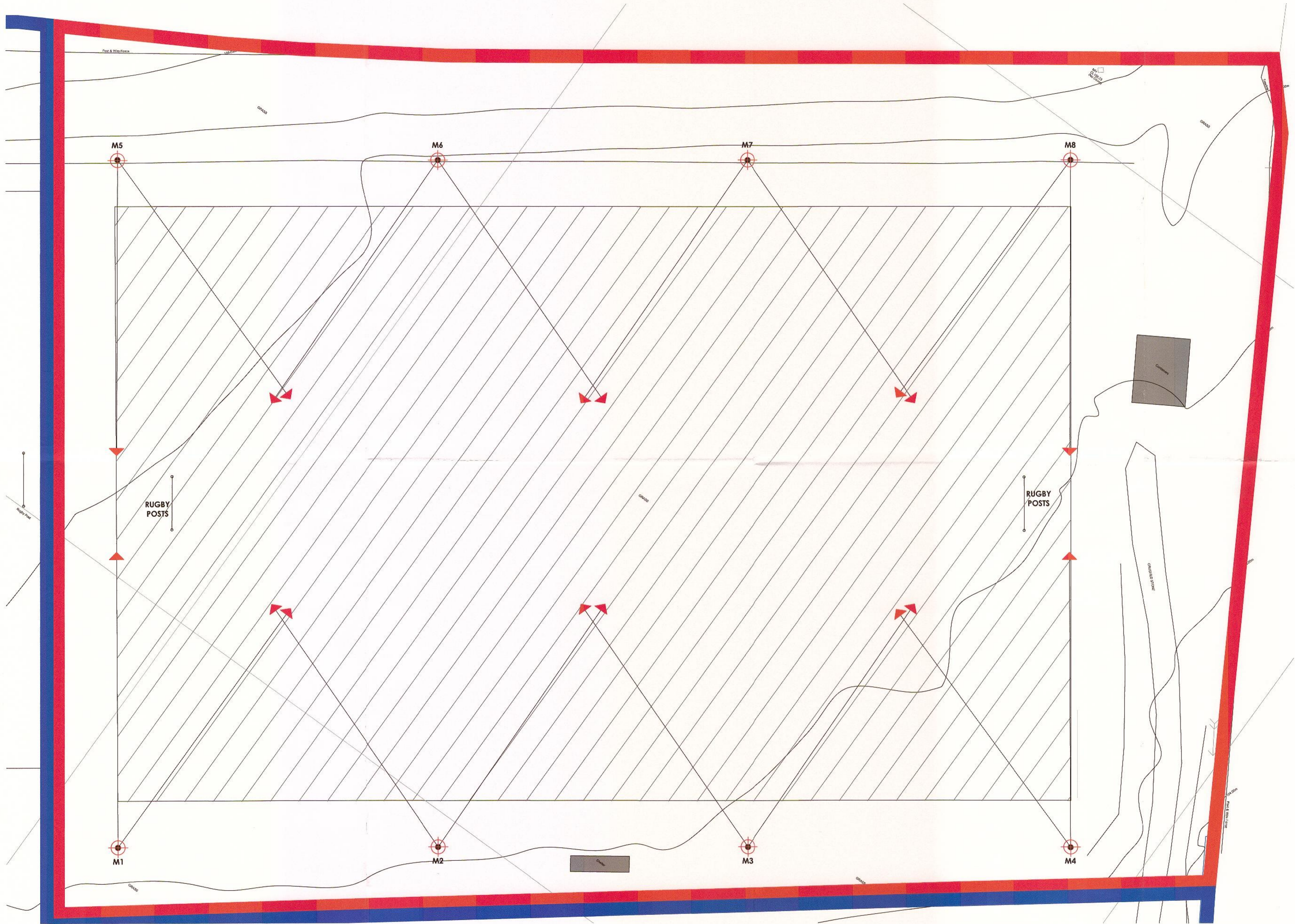
Drawing Title  
Proposed Site Layout

Scale 1:200 @ A1	Date MAY 2017	Drawn RBM
---------------------	------------------	--------------

**spa**  
SUNDERLAND PEACOCK ARCHITECTS

SUNDERLAND PEACOCK & ASSOCIATES LTD.  
HAZELHIRE, PEACOCK ROAD, CLITHEROE  
LANCASHIRE, BB7 2AG  
T 01204 421171 F 01200 427328  
info@sunderlandpeacock.com  
www.sunderlandpeacock.com

4313 - P02



**PROPOSED SITE PLAN**  
SCALE 1:200