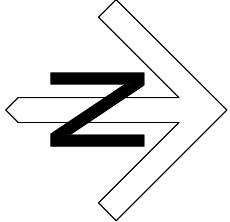
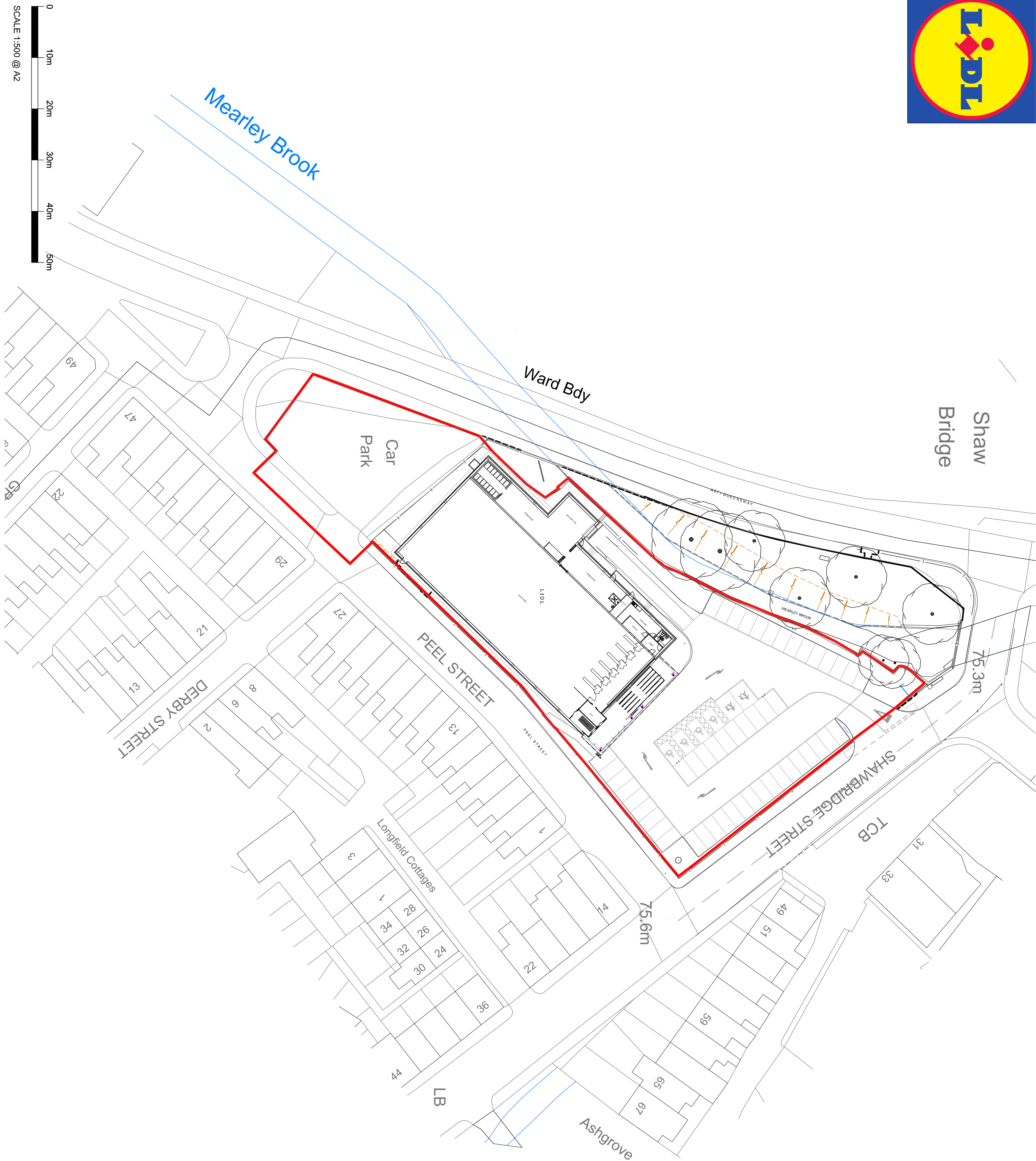


Shaw
Bridge



IMPORTANT INFORMATION

Dimensions to be confirmed on site prior to start of works and OQAS is to be informed of discrepancies immediately. No dimensions to be scaled. All materials and works are to be carried out in accordance with current British Standards, Planning Approval, current Building Regulations and Codes of Practice.
Party Wall Act - Party Wall Act are to be served by the property owner or appointed third party by property owner.
Health and Safety - CD4 2015 Regulations apply to all construction works to be carried out and apply to designers, contractors and the client. As such all parties have duties under these regulations.


No.	Date	Description	Revised By
-----	------	-------------	---------------

STATUS: PLANNING

Client
LIDL UK GMBH - BLACKHEATH LANE,
RUNCORN, WA7 1SE
Project
SHAWBRIDGE STREET, CLITHEROE

Title
EXISTING SITE PLAN

Job No. 16074
Drawing No. AD 101
Drawn by JA
Checked by SPN
Date MAY 2017
Scale 1:500
Sheet A2



Chartered Institute of
Architectural Technologists
Registered Practice

One Design Architectural Services Ltd
Unit 1, Merchants Quay,
Phase II, Ashley Lane, Shipley
West Yorkshire, BD17 7DB
0 1 2 7 4 5 9 1 1 8 8
www.onedesignarchts.com
mail@onedesignarchts.com

ONE DESIGN
ARCHITECTURAL SERVICES