

Proposed Lidl Store Extension

Shawbridge Street, Clitheroe

Prepared by: Gemma Wheatley

Checked by: Jim Budd

GW/17222/TN01 - 16 June 2017

Introduction

1. This technical note has been prepared by SCP to support the proposed extension to the Lidl Store located off Shawbridge Street, Clitheroe. The store was constructed and opened in 2011 and the latest proposals are for the extension of the store as a result of the acquisition of the neighbouring Peel Street Car Park. This note provides the supporting information necessary to enable the impact of the proposals to extend the store to be properly determined. This technical note summarises recent car parking surveys undertaken at the site and puts the results of these surveys into the proper context in the light of the proposed alterations.

Re-development Proposals

2. The proposals include an extension of the existing store by a further 366m². This would take the existing gross internal floor area (GIA) of the store from 1,315m² to a total GIA of 1,681m² though the retail floor space (RFA) would only increase by approximately 100m². The proposals would involve an increase in car parking on the site from the existing 54 spaces including four wheelchair accessible and two parent and child, to 63 spaces, including four wheelchair accessible, two parent and child spaces and nine staff spaces through the acquisition of a neighbouring car park. The car park is located directly to the south of the site and currently accommodates 15 spaces, two of which are for mobility impaired. The car park is currently a Council run long-stay pay and display car park with access taken from Peel Street. The existing site layout is shown at **Appendix 1** and the proposed site layout showing the extended store and new parking layout is at **Appendix 2**.

Parking Survey Results

3. In order to assess the likely impact of the proposed extension to the Lidl Store in relation to the demand for car parking, a parking-beat survey was commissioned for Friday 9th June 2017 between the hours of 10:00-18:00 and Saturday 10th June 2017 between the hours of 10:00-17:00.

4. The results of the parking beat survey are included in [Appendix 3](#). The survey for the Lidl area of the car park identifies that of the total spaces available in the store car park (54 currently provided) the maximum demand was 52, recorded during a single fifteen minute period, occurring on the Saturday between 10:45 and 11:00.
5. The maximum, average and 85th percentile parking accumulation and car park capacity as a percentage for each survey day is summarised below:

Table 1.1- Parking Accumulation Survey Results

	Friday		Saturday	
	No. of Cars	Capacity	No. of Cars	Capacity
Average	38	71%	39	72%
85 th percentile	46	86%	46	85%
Maximum	51	94%	52	96%

6. Both the Friday and Saturday surveys are consistent with the average number of cars parked throughout the day being 38 and 39, or 72% of the total car park capacity. The Friday and Saturday surveys show a peak of 51 and 52 cars respectively, which is up to 96% of the car park capacity on a Saturday.
7. At the Peel Street Car Park, average occupancy on a Friday was 10 cars (66% occupancy) and 7 cars on a Saturday (47% occupancy). The maximum occupancy was 14 cars recorded between 14:00 and 14:15 on a Friday.

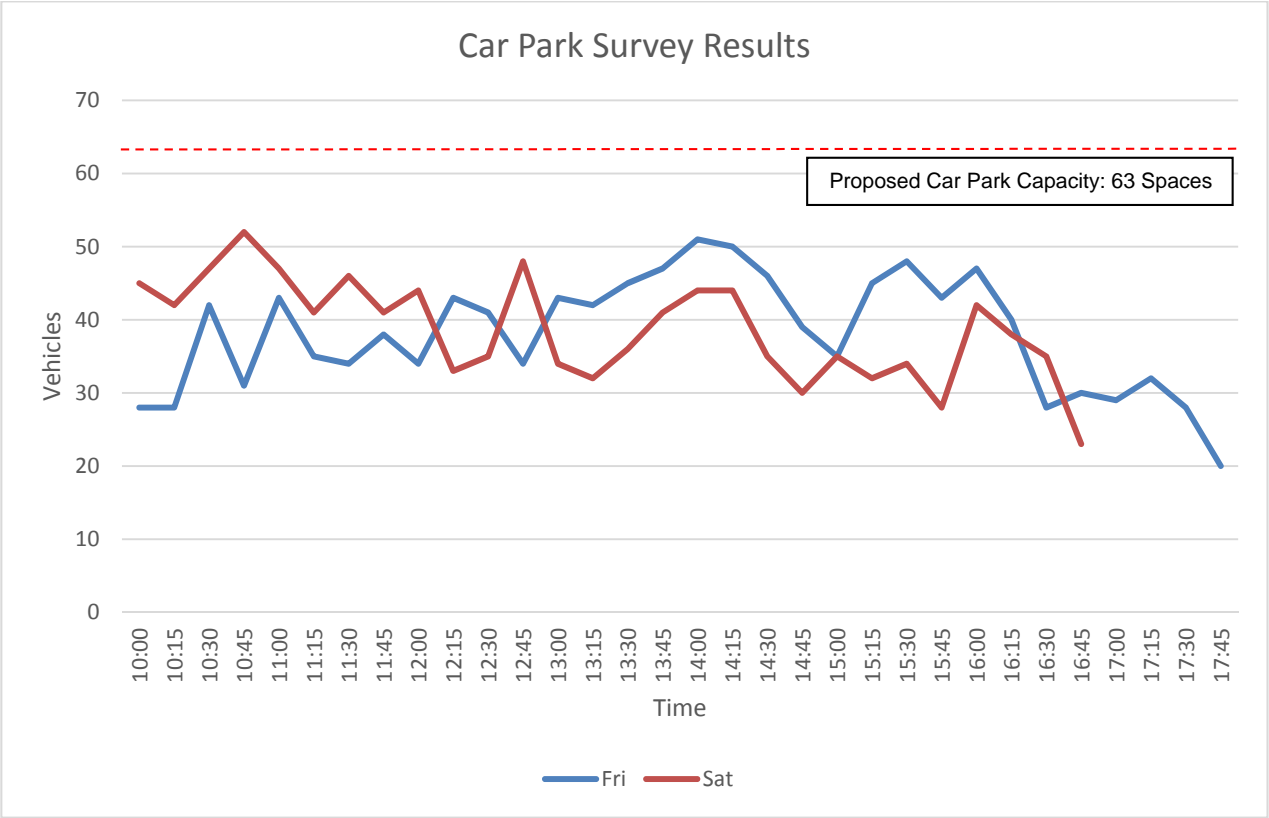
[Proposed Re-development Impact: Car Park Accumulation](#)

8. The proposals include an increase in car parking spaces by 9 spaces from 54 to 63 spaces comprising of four mobility impaired, two parent & child and nine staff spaces. Staff currently park within the main customer car park and these spaces will be relocated to a dedicated staff car park, leaving the other 54 spaces for customer use.
9. The proposed increase in GFA is not expected to result in an increase in the number of trips to the site but will result in a better shopping experience for existing customers. The Sales Area of the store will increase by approximately 100m² as a result of the extension and rather than attract

additional traffic, it is likely to encourage existing customers to spend marginally longer shopping in the store. The greater the depth of stock availability within a store (due to the increased warehouse area), the higher the possibility that customers will be able to buy what they need in a single visit. This can actually lead to a reduced trip generation albeit at the expense of an increase in the average length of stay per customer and therefore a slightly higher demand for car parking.

10. The graph shown below illustrates the recorded parking accumulation and the total car park capacity for the Lidl store with the proposed store extension.

Figure 1.1- Parking accumulation and capacity



11. The existing car park currently has sufficient capacity for the existing store although it does almost reach capacity on both surveyed days on Friday and Saturday. At busy times of the year such as Easter and Christmas, it is likely that the existing car park would be at or over capacity for much of the time periods. It is usual to provide enough car parking to allow cars to easily circulate the car park without blocking aisles or having to repeatedly circle the car park looking for a space, which could quickly have a knock-on effect onto the Local Highway Network. The additional spaces will also ensure that there is sufficient capacity for customers staying longer at the site as a result of the store extension.

Site Access, Service Area Internal Layout and Operation

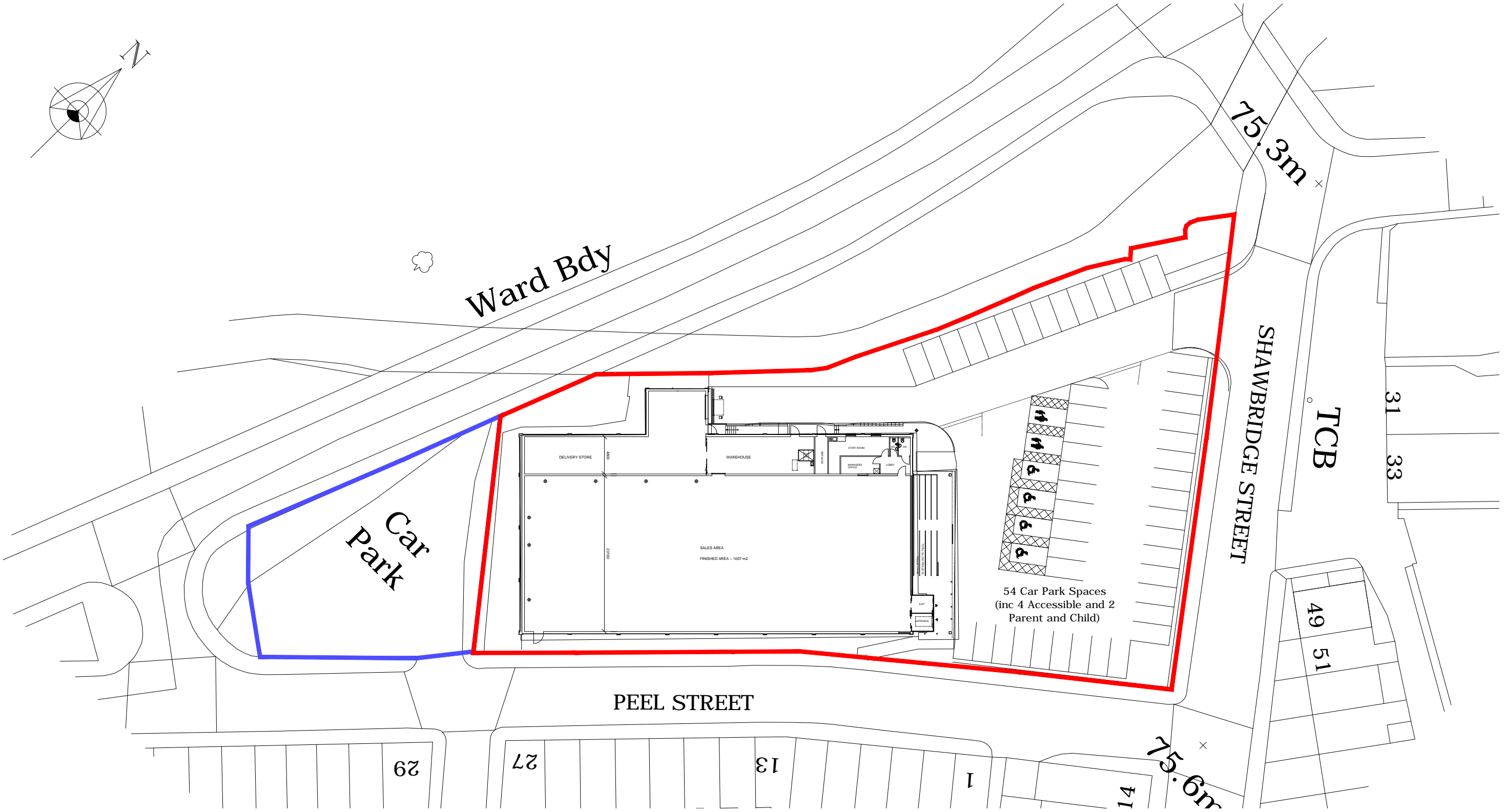
12. Access to the main car park will remain as existing, with access taken from Shawbridge Street. The existing access to the Peel Street Car Park will be closed off to allow the store to be extended onto part of the land. The access to the staff car park will be moved slightly further south than the existing.
13. The location of the delivery area is proposed to be retained in the same location, with access provided from within the main car park area.
14. The number of deliveries per day will not increase as a result of the expansion of warehouse and sales floor areas. In fact, larger format stores provide the capability for the warehouse to be stocked by a single delivery given the greater storage space available. Deliveries will be unaffected by the redevelopment of the store, with deliveries by 16.5m articulated vehicles taking place at an average of two to three per day.

Conclusion

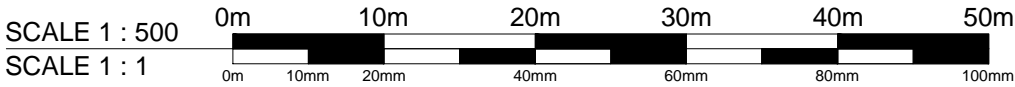
15. The increase in GIA and minimal increase in RFA will not result in any increase in traffic generation. The car park surveys have demonstrated that there is sufficient car parking for the existing store for average weeks. Nonetheless, the proposals will increase the number of parking spaces by nine. The acquisition of Peel Street Car Park will allow the additional nine spaces to be dedicated for staff use and the existing 54 spaces to be for customer use only. There is no impact on the way in which the store will be serviced. There is no evidence of increased localised congestion occurring on the highway as a result of the proposals contrary to any transport-related planning policy. As a result, there should be no highways grounds on which to refuse the current application.

S|C|P

APPENDIX 1



Existing Site Plan - 1:500



A	Site boundary revised following receipt of updated info from client	02.08.2016
Rev.	Description	Date

Cassidy+Ashton
www.cassidyashton.co.uk

C+A

Architecture + Building Surveying + Town Planning

7 East Cliff, Preston, Lancashire, PR1 3JE
10 Hunters Walk, Canal Street,
Chester, CH1 4EB

01772 258 356
01244 402 900

Client
LIDL UK GmbH

Project
**PROPOSED FOODSTORE EXTENSION
SHAWBRIDGE STREET, CLITHEROE**

Drawing Title
EXISTING SITE PLAN

Drawn by
HVS

Checked by
ND

Date
01.08.16

Status
PLANNING

Scale @ A3
1:500

Job no.
8704

Dwg.no.
P01

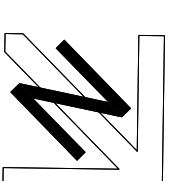
Rev.
A

S|C|P

APPENDIX 2



Shaw
Bridge



IMPORTANT INFORMATION

Dimensions to be confirmed on site prior to start of works and DQMS is to be informed of discrepancies immediately. No dimensions to be scaled from this drawing.

All materials and works are to be carried out in accordance with current British Standards, Planning Approval, current Building Regulations and Part M/A1/A2.

Notices under the party Wall Act are to be served by the property owner or appointee third party to all owners.

Health and Safety –

CDM 2015 Regulations apply to all construction works to be carried out under a design, contractors and the client. As such all parties have duties under these regulations.



SCALE 1:500 @ A2

Rev	Date	Description	Revised by	Checked by
-----	------	-------------	---------------	---------------

STATUS: PLANNING

Client
LIDL UK GMBH - BLACKHEATH LANE,
RUNCORN, WA7 1SE

Project
SHAWBRIDGE STREET, CLITHEROE

Title

PROPOSED SITE PLAN

Job No. 16074

Drawing No. AD 110


Drawn by

Checked by

Date MAY 2017

Scale

Sheet A2



**Chartered Institute of
Architectural Technologists
Registered Practice**

One Design Architectural Services Ltd
Unit 1, Merchants Quay,
Phase II, Ashley Lane, Shipley
West Yorkshire, BD17 7DB
01274 591188

www.onedesignarchs.com
mail@onedesignarchs.com

Registered in England and Wales Co No. 8355643

S|C|P

APPENDIX 3

Entry And Exit Counts, Lidl, Clitheroe

DATE: FRIDAY 9th JUNE 2017
LOCATION: LIDL

ARM: PEEL STREET

TIME / CLASS	ENTERING							EXITING							TOTAL MOVEMENT FROM ARM
	PEDAL CYCLES	MOTOR CYCLES	CAR / TAXI	LGV	HGV	BUSES	TOTAL	PEDAL CYCLES	MOTOR CYCLES	CAR / TAXI	LGV	HGV	BUSES	TOTAL	
10:00 - 10:15	0	0	0	0	0	0	0	0	0	0	0	0	0	0	0
10:15 - 10:30	0	0	1	0	0	0	1	0	0	0	0	0	0	0	1
10:30 - 10:45	0	0	0	0	0	0	0	0	0	1	0	0	0	1	1
10:45 - 11:00	0	0	0	0	0	0	0	0	0	1	0	0	0	1	1
HOURLY TOTAL	0	0	1	0	0	0	1	0	0	2	0	0	0	2	3
11:00 - 11:15	0	0	0	0	0	0	0	0	0	0	0	0	0	0	0
11:15 - 11:30	0	0	0	0	0	0	0	0	0	1	0	0	0	1	1
11:30 - 11:45	0	0	0	0	0	0	0	0	0	0	0	0	0	0	0
11:45 - 12:00	0	0	0	0	0	0	0	0	0	1	0	0	0	1	1
HOURLY TOTAL	0	0	0	0	0	0	0	0	0	2	0	0	0	2	2
12:00 - 12:15	0	0	0	0	0	0	0	0	0	0	0	0	0	0	0
12:15 - 12:30	0	0	1	0	0	0	1	0	0	0	0	0	0	0	1
12:30 - 12:45	0	0	1	0	0	0	1	0	0	0	0	0	0	0	1
12:45 - 13:00	0	0	0	0	0	0	0	0	0	0	0	0	0	0	0
HOURLY TOTAL	0	0	2	0	0	0	2	0	0	0	0	0	0	0	2
13:00 - 13:15	0	0	1	0	0	0	1	0	0	0	0	0	0	0	1
13:15 - 13:30	0	0	0	0	0	0	0	0	0	0	0	0	0	0	0
13:30 - 13:45	0	0	1	0	0	0	1	0	0	0	0	0	0	0	1
13:45 - 14:00	0	0	2	0	0	0	2	0	0	0	0	0	0	0	2
HOURLY TOTAL	0	0	4	0	0	0	4	0	0	0	0	0	0	0	4
14:00 - 14:15	0	0	0	0	0	0	0	0	0	0	0	0	0	0	0
14:15 - 14:30	0	0	0	0	0	0	0	0	0	1	0	0	0	1	1
14:30 - 14:45	0	0	0	0	0	0	0	0	0	1	0	0	0	1	1
14:45 - 15:00	0	0	0	0	0	0	0	0	0	0	0	0	0	0	0
HOURLY TOTAL	0	0	0	0	0	0	0	0	0	2	0	0	0	2	2
15:00 - 15:15	0	0	1	0	0	0	1	0	0	0	0	0	0	0	1
15:15 - 15:30	0	0	0	0	0	0	0	0	0	1	0	0	0	1	1
15:30 - 15:45	0	0	0	0	0	0	0	0	0	1	0	0	0	1	1
15:45 - 16:00	0	0	0	0	0	0	0	0	0	1	0	0	0	1	1
HOURLY TOTAL	0	0	1	0	0	0	1	0	0	3	0	0	0	3	4
16:00 - 16:15	0	0	0	0	0	0	0	0	0	1	0	0	0	1	1
16:15 - 16:30	0	0	0	0	0	0	0	0	0	1	0	0	0	1	1
16:30 - 16:45	0	0	0	0	0	0	0	0	0	1	0	0	0	1	1
16:45 - 17:00	0	0	2	0	0	0	2	0	0	0	0	0	0	0	2
HOURLY TOTAL	0	0	2	0	0	0	2	0	0	3	0	0	0	3	5
17:00 - 17:15	0	0	0	0	0	0	0	0	0	0	0	0	0	0	0
17:15 - 17:30	0	0	0	0	0	0	0	0	0	1	0	0	0	1	1
17:30 - 17:45	0	0	0	0	0	0	0	0	0	0	0	0	0	0	0
17:45 - 18:00	0	0	0	0	0	0	0	0	0	1	0	0	0	1	1
HOURLY TOTAL	0	0	0	0	0	0	0	0	0	2	0	0	0	2	2
PERIOD TOTAL	0	0	10	0	0	0	10	0	0	14	0	0	0	14	24

Accumulation, Clitheroe

DATE: FRIDAY 9th JUNE 2017

LOCATION: LIDL

TIME	ENTERING	EXITING	ACCUMU- LATION
10:00	0	0	11
10:15	1	0	12
10:30	0	1	11
10:45	0	1	10
11:00	0	0	10
11:15	0	1	9
11:30	0	0	9
11:45	0	1	8
12:00	0	0	8
12:15	1	0	9
12:30	1	0	10
12:45	0	0	10
13:00	1	0	11
13:15	0	0	11
13:30	1	0	12
13:45	2	0	14
14:00	0	0	14
14:15	0	1	13
14:30	0	1	12
14:45	0	0	12
15:00	1	0	13
15:15	0	1	12
15:30	0	1	11
15:45	0	1	10
16:00	0	1	9
16:15	0	1	8
16:30	0	1	7
16:45	2	0	9
17:00	0	0	9
17:15	0	1	8
17:30	0	0	8
17:45	0	1	7

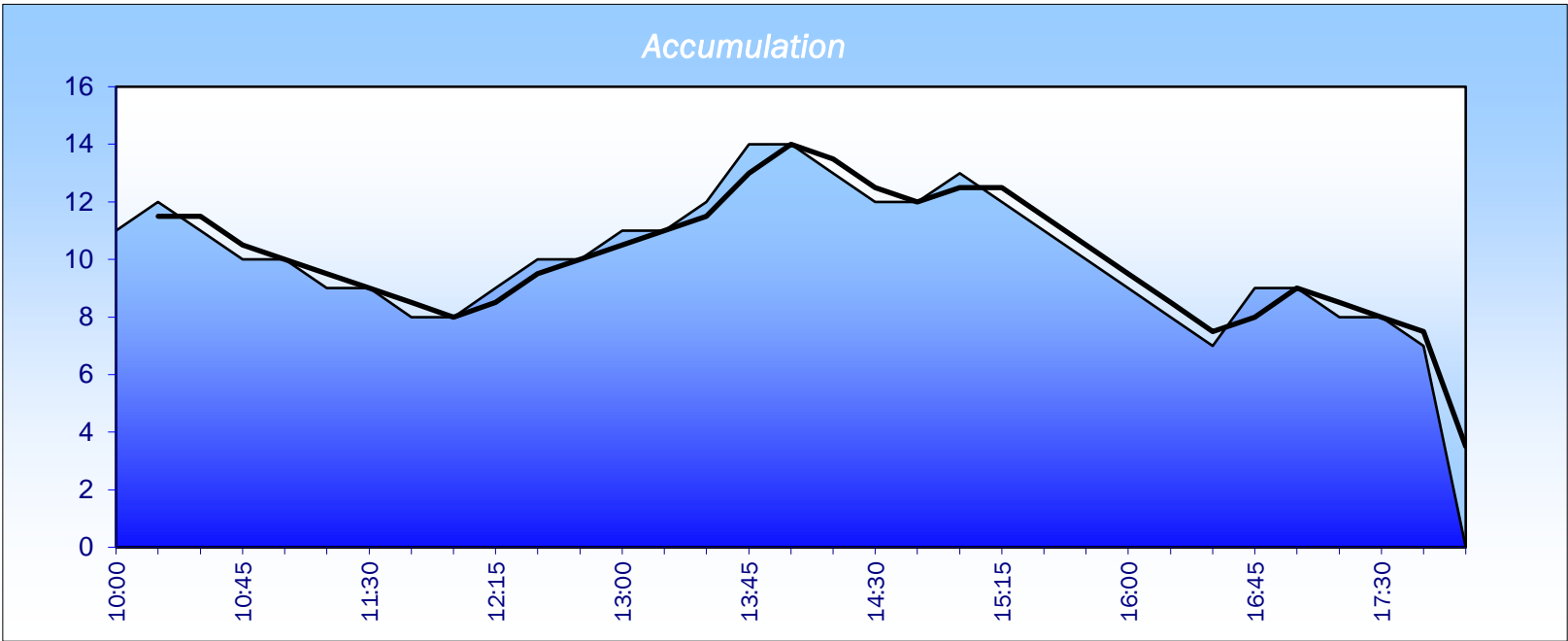
TOTAL PARKING SPACES: 15
REGULAR PARKING SPACES: 13
DISABLED PARKING SPACES: 2

VEHICLES PARKED AT 0700: 11
VEHICLES PARKED AT 1800: 7

Accumulation, Clitheroe

DATE: FRIDAY 9th JUNE 2017

LOCATION: LIDL



TRENDLINE IS BASED ON HALF-HOURLY AVERAGES

Entry And Exit Counts, Lidl, Clitheroe

DATE: FRIDAY 9th JUNE 2017

LOCATION: LIDL

ARM: PEEL STREET

TIME / CLASS	ENTERING							EXITING							TOTAL MOVEMENT FROM ARM
	PEDAL CYCLES	MOTOR CYCLES	CAR / TAXI	LGV	HGV	BUSES	TOTAL	PEDAL CYCLES	MOTOR CYCLES	CAR / TAXI	LGV	HGV	BUSES	TOTAL	
10:00 - 10:15	0	0	10	0	1	0	11	0	0	4	0	0	0	4	15
10:15 - 10:30	0	0	17	1	0	0	18	0	0	17	0	1	0	18	36
10:30 - 10:45	0	0	27	0	0	0	27	0	0	12	1	0	0	13	40
10:45 - 11:00	0	0	17	2	0	0	19	0	0	30	0	0	0	30	49
HOURLY TOTAL	0	0	71	3	1	0	75	0	0	63	1	1	0	65	140
11:00 - 11:15	0	0	30	0	0	0	30	0	0	17	1	0	0	18	48
11:15 - 11:30	0	0	18	0	0	0	18	0	0	26	0	0	0	26	44
11:30 - 11:45	0	0	19	2	0	0	21	0	0	21	1	0	0	22	43
11:45 - 12:00	0	0	29	0	0	0	29	0	0	23	2	0	0	25	54
HOURLY TOTAL	0	0	96	2	0	0	98	0	0	87	4	0	0	91	189
12:00 - 12:15	0	0	19	2	0	0	21	0	0	24	1	0	0	25	46
12:15 - 12:30	0	0	25	0	0	0	25	0	0	15	1	0	0	16	41
12:30 - 12:45	0	0	11	1	0	0	12	0	0	14	0	0	0	14	26
12:45 - 13:00	0	1	10	0	0	0	11	0	0	18	0	0	0	18	29
HOURLY TOTAL	0	1	65	3	0	0	69	0	0	71	2	0	0	73	142
13:00 - 13:15	0	0	20	3	0	0	23	0	1	10	3	0	0	14	37
13:15 - 13:30	0	0	15	0	0	0	15	0	0	16	0	0	0	16	31
13:30 - 13:45	0	0	23	4	0	0	27	0	0	21	3	0	0	24	51
13:45 - 14:00	0	0	18	2	0	0	20	0	0	16	2	0	0	18	38
HOURLY TOTAL	0	0	76	9	0	0	85	0	1	63	8	0	0	72	157
14:00 - 14:15	0	0	22	0	0	0	22	0	0	17	1	0	0	18	40
14:15 - 14:30	0	0	23	2	0	0	25	0	0	26	0	0	0	26	51
14:30 - 14:45	0	0	13	0	0	0	13	0	0	16	1	0	0	17	30
14:45 - 15:00	0	0	14	1	0	0	15	0	0	21	1	0	0	22	37
HOURLY TOTAL	0	0	72	3	0	0	75	0	0	80	3	0	0	83	158
15:00 - 15:15	0	0	17	2	0	0	19	0	0	22	1	0	0	23	42
15:15 - 15:30	0	0	24	1	0	0	25	0	0	15	0	0	0	15	40
15:30 - 15:45	0	0	19	1	0	0	20	0	0	15	2	0	0	17	37
15:45 - 16:00	0	0	19	2	0	0	21	0	0	23	3	0	0	26	47
HOURLY TOTAL	0	0	79	6	0	0	85	0	0	75	6	0	0	81	166
16:00 - 16:15	0	1	21	0	0	0	22	0	1	16	1	0	0	18	40
16:15 - 16:30	0	0	18	2	0	0	20	0	0	27	0	0	0	27	47
16:30 - 16:45	0	0	21	0	0	0	21	0	0	31	2	0	0	33	54
16:45 - 17:00	0	0	22	2	0	0	24	0	0	22	0	0	0	22	46
HOURLY TOTAL	0	1	82	4	0	0	87	0	1	96	3	0	0	100	187
17:00 - 17:15	0	0	15	2	0	0	17	0	0	16	2	0	0	18	35
17:15 - 17:30	0	0	22	1	0	0	23	0	0	18	2	0	0	20	43
17:30 - 17:45	0	0	17	1	0	0	18	0	0	21	1	0	0	22	40
17:45 - 18:00	0	0	8	1	0	0	9	0	0	15	2	0	0	17	26
HOURLY TOTAL	0	0	62	5	0	0	67	0	0	70	7	0	0	77	144
PERIOD TOTAL	0	2	603	35	1	0	641	0	2	605	34	1	0	642	1283

survey and presentation by trafficsense Ltd.

Accumulation, Clitheroe

DATE: FRIDAY 9th JUNE 2017

LOCATION: LIDL

TIME	ENTERING	EXITING	ACCUMU- LATION
10:00	11	4	28
10:15	18	18	28
10:30	27	13	42
10:45	19	30	31
11:00	30	18	43
11:15	18	26	35
11:30	21	22	34
11:45	29	25	38
12:00	21	25	34
12:15	25	16	43
12:30	12	14	41
12:45	11	18	34
13:00	23	14	43
13:15	15	16	42
13:30	27	24	45
13:45	20	18	47
14:00	22	18	51
14:15	25	26	50
14:30	13	17	46
14:45	15	22	39
15:00	19	23	35
15:15	25	15	45
15:30	20	17	48
15:45	21	26	43
16:00	22	18	47
16:15	20	27	40
16:30	21	33	28
16:45	24	22	30
17:00	17	18	29
17:15	23	20	32
17:30	18	22	28
17:45	9	17	20

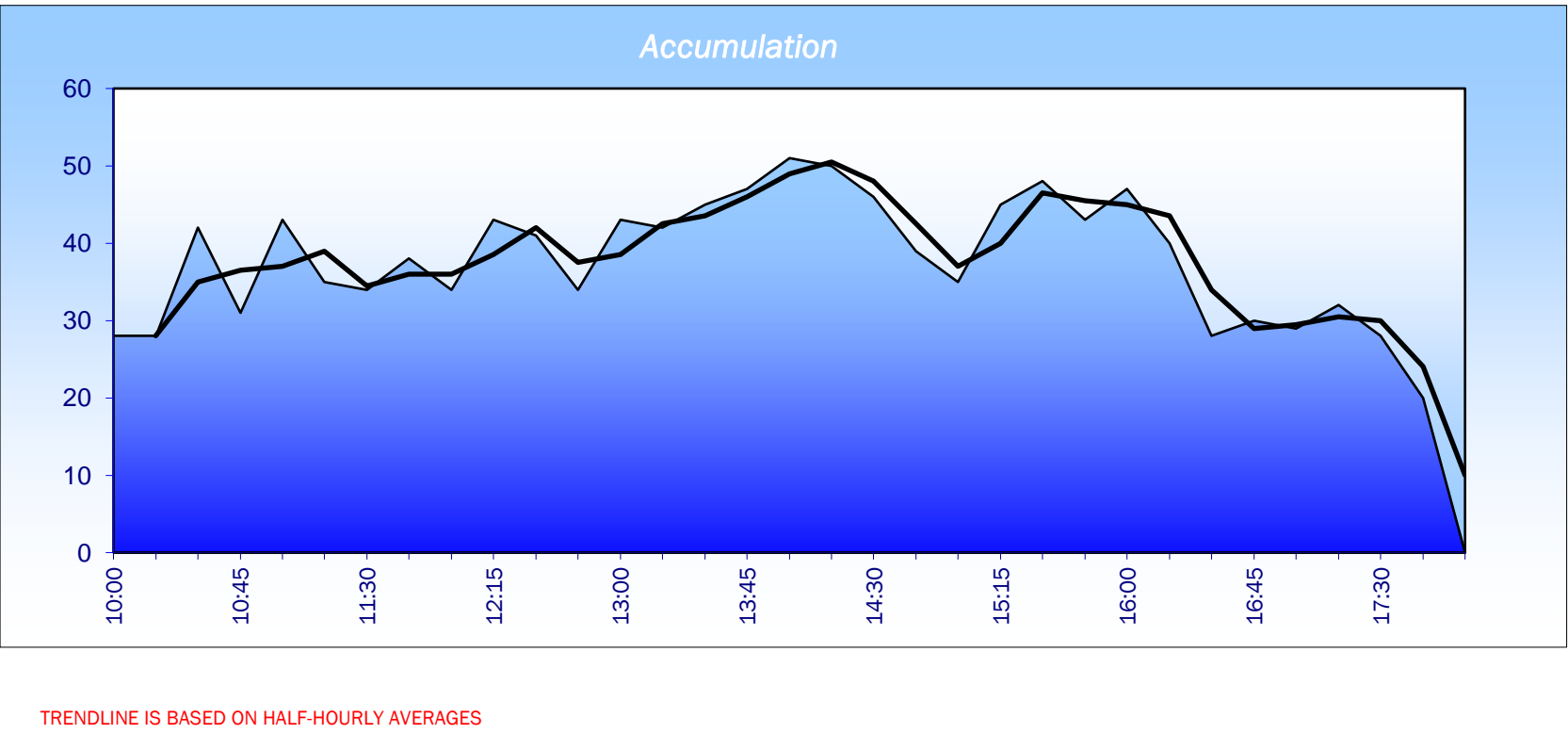
TOTAL PARKING SPACES: 54
REGULAR PARKING SPACES: 48
DISABLED PARKING SPACES: 4
PARENT & CHILD 2

VEHICLES PARKED AT 0700: 21
VEHICLES PARKED AT 1800: 20

Accumulation, Clitheroe

DATE: FRIDAY 9th JUNE 2017

LOCATION: LIDL



Entry And Exit Counts, Lidl, Clitheroe

DATE: SATURDAY 10th JUNE 2017

LOCATION: LIDL

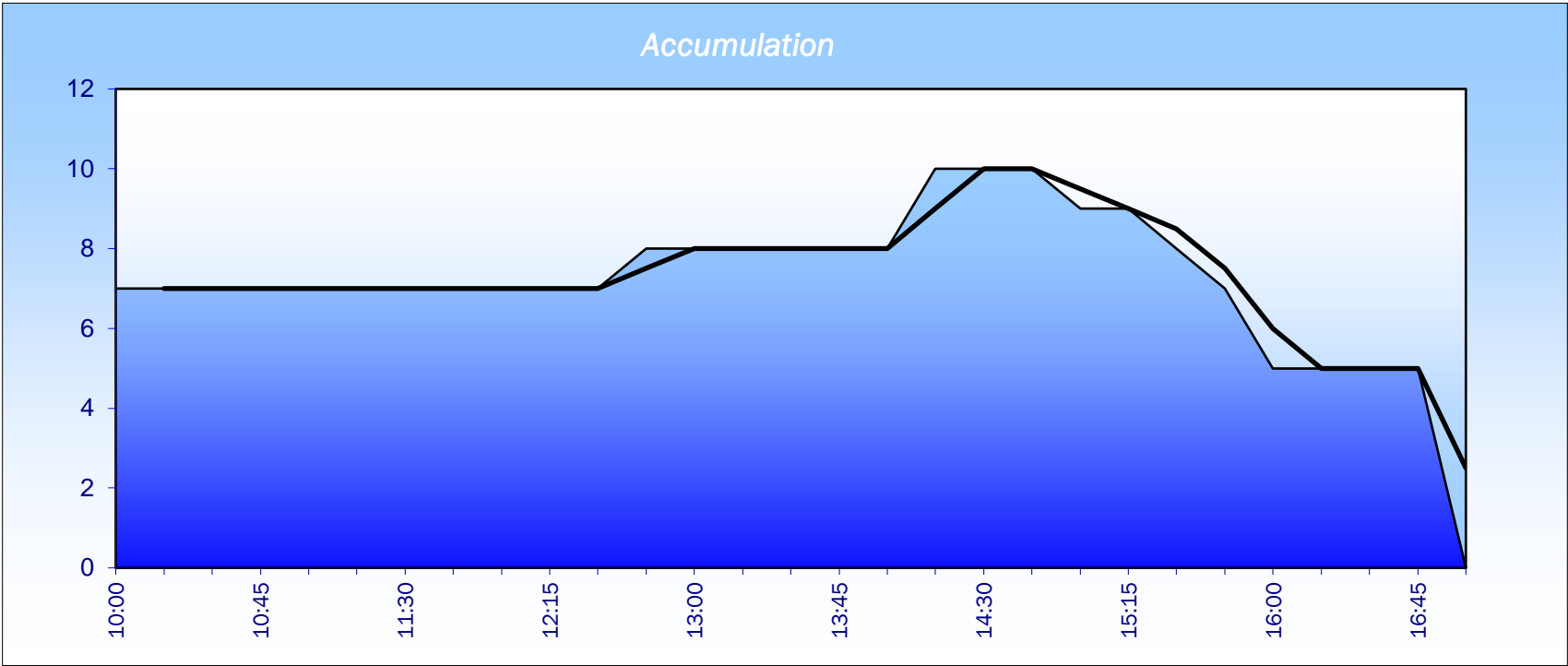
ARM: PEEL STREET

TIME / CLASS	ENTERING							EXITING							TOTAL MOVEMENT FROM ARM
	PEDAL CYCLES	MOTOR CYCLES	CAR / TAXI	LGV	HGV	BUSES	TOTAL	PEDAL CYCLES	MOTOR CYCLES	CAR / TAXI	LGV	HGV	BUSES	TOTAL	
10:00 - 10:15	0	0	0	0	0	0	0	0	0	0	0	0	0	0	0
10:15 - 10:30	0	0	0	0	0	0	0	0	0	0	0	0	0	0	0
10:30 - 10:45	0	0	0	0	0	0	0	0	0	0	0	0	0	0	0
10:45 - 11:00	0	0	1	0	0	0	1	0	0	1	0	0	0	1	2
HOURLY TOTAL	0	0	1	0	0	0	1	0	0	1	0	0	0	1	2
11:00 - 11:15	0	0	1	0	0	0	1	0	0	1	0	0	0	1	2
11:15 - 11:30	0	0	0	0	0	0	0	0	0	0	0	0	0	0	0
11:30 - 11:45	0	0	2	0	0	0	2	0	0	2	0	0	0	2	4
11:45 - 12:00	0	0	1	0	0	0	1	0	0	1	0	0	0	1	2
HOURLY TOTAL	0	0	4	0	0	0	4	0	0	4	0	0	0	4	8
12:00 - 12:15	0	0	0	0	0	0	0	0	0	0	0	0	0	0	0
12:15 - 12:30	0	0	0	0	0	0	0	0	0	0	0	0	0	0	0
12:30 - 12:45	0	0	0	0	0	0	0	0	0	0	0	0	0	0	0
12:45 - 13:00	0	0	1	0	0	0	1	0	0	0	0	0	0	0	1
HOURLY TOTAL	0	0	1	0	0	0	1	0	0	0	0	0	0	0	1
13:00 - 13:15	0	0	1	0	0	0	1	0	0	1	0	0	0	1	2
13:15 - 13:30	0	0	2	0	0	0	2	0	0	2	0	0	0	2	4
13:30 - 13:45	0	0	0	0	0	0	0	0	0	0	0	0	0	0	0
13:45 - 14:00	0	0	0	0	0	0	0	0	0	0	0	0	0	0	0
HOURLY TOTAL	0	0	3	0	0	0	3	0	0	3	0	0	0	3	6
14:00 - 14:15	0	0	1	0	0	0	1	0	0	1	0	0	0	1	2
14:15 - 14:30	0	0	2	0	0	0	2	0	0	0	0	0	0	0	2
14:30 - 14:45	0	0	0	0	0	0	0	0	0	0	0	0	0	0	0
14:45 - 15:00	0	0	0	0	0	0	0	0	0	0	0	0	0	0	0
HOURLY TOTAL	0	0	3	0	0	0	3	0	0	1	0	0	0	1	4
15:00 - 15:15	0	0	0	0	0	0	0	0	0	1	0	0	0	1	1
15:15 - 15:30	0	0	0	0	0	0	0	0	0	0	0	0	0	0	0
15:30 - 15:45	0	0	1	0	0	0	1	0	0	2	0	0	0	2	3
15:45 - 16:00	0	0	0	0	0	0	0	0	0	1	0	0	0	1	1
HOURLY TOTAL	0	0	1	0	0	0	1	0	0	4	0	0	0	4	5
16:00 - 16:15	0	0	0	0	0	0	0	0	0	2	0	0	0	2	2
16:15 - 16:30	0	0	1	0	0	0	1	0	0	1	0	0	0	1	2
16:30 - 16:45	0	0	0	0	0	0	0	0	0	0	0	0	0	0	0
16:45 - 17:00	0	0	0	0	0	0	0	0	0	0	0	0	0	0	0
HOURLY TOTAL	0	0	1	0	0	0	1	0	0	3	0	0	0	3	4
PERIOD TOTAL	0	0	14	0	0	0	14	0	0	16	0	0	0	16	30

TIME	ENTERING	EXITING	ACCUMU- LATION
10:00	0	0	7
10:15	0	0	7
10:30	0	0	7
10:45	1	1	7
11:00	1	1	7
11:15	0	0	7
11:30	2	2	7
11:45	1	1	7
12:00	0	0	7
12:15	0	0	7
12:30	0	0	7
12:45	1	0	8
13:00	1	1	8
13:15	2	2	8
13:30	0	0	8
13:45	0	0	8
14:00	1	1	8
14:15	2	0	10
14:30	0	0	10
14:45	0	0	10
15:00	0	1	9
15:15	0	0	9
15:30	1	2	8
15:45	0	1	7
16:00	0	2	5
16:15	1	1	5
16:30	0	0	5
16:45	0	0	5

TOTAL PARKING SPACES: 15
REGULAR PARKING SPACES: 13
DISABLED PARKING SPACES: 2

VEHICLES PARKED AT 0700: 7
VEHICLES PARKED AT 1800: 5



Entry And Exit Counts, Lidl, Clitheroe

DATE: SATURDAY 10th JUNE 2017

LOCATION: LIDL

ARM: PEEL STREET

TIME / CLASS	ENTERING							EXITING							TOTAL MOVEMENT FROM ARM
	PEDAL CYCLES	MOTOR CYCLES	CAR / TAXI	LGV	HGV	BUSES	TOTAL	PEDAL CYCLES	MOTOR CYCLES	CAR / TAXI	LGV	HGV	BUSES	TOTAL	
10:00 - 10:15	0	0	35	0	0	0	35	0	0	14	0	0	0	14	49
10:15 - 10:30	0	0	27	1	0	0	28	0	0	31	0	0	0	31	59
10:30 - 10:45	0	0	28	0	0	0	28	0	0	23	0	0	0	23	51
10:45 - 11:00	0	0	30	0	0	0	30	0	0	24	1	0	0	25	55
HOURLY TOTAL	0	0	120	1	0	0	121	0	0	92	1	0	0	93	214
11:00 - 11:15	0	0	24	0	0	0	24	0	0	29	0	0	0	29	53
11:15 - 11:30	0	0	28	0	0	0	28	0	0	34	0	0	0	34	62
11:30 - 11:45	0	0	36	0	0	0	36	0	0	31	0	0	0	31	67
11:45 - 12:00	0	0	26	0	0	0	26	0	0	31	0	0	0	31	57
HOURLY TOTAL	0	0	114	0	0	0	114	0	0	125	0	0	0	125	239
12:00 - 12:15	0	0	29	1	0	0	30	0	0	27	0	0	0	27	57
12:15 - 12:30	0	0	25	0	0	0	25	0	0	35	1	0	0	36	61
12:30 - 12:45	0	0	22	0	0	0	22	0	0	20	0	0	0	20	42
12:45 - 13:00	0	0	34	0	0	0	34	0	0	21	0	0	0	21	55
HOURLY TOTAL	0	0	110	1	0	0	111	0	0	103	1	0	0	104	215
13:00 - 13:15	0	0	22	0	0	0	22	0	0	36	0	0	0	36	58
13:15 - 13:30	0	0	17	0	0	0	17	0	0	19	0	0	0	19	36
13:30 - 13:45	0	0	20	1	0	0	21	0	0	17	0	0	0	17	38
13:45 - 14:00	0	0	23	0	0	0	23	0	0	18	0	0	0	18	41
HOURLY TOTAL	0	0	82	1	0	0	83	0	0	90	0	0	0	90	173
14:00 - 14:15	0	0	24	0	0	0	24	0	0	20	1	0	0	21	45
14:15 - 14:30	0	0	27	0	0	0	27	0	0	27	0	0	0	27	54
14:30 - 14:45	0	0	22	0	0	0	22	0	0	31	0	0	0	31	53
14:45 - 15:00	0	0	20	0	0	0	20	0	0	25	0	0	0	25	45
HOURLY TOTAL	0	0	93	0	0	0	93	0	0	103	1	0	0	104	197
15:00 - 15:15	0	0	24	1	0	0	25	0	0	20	0	0	0	20	45
15:15 - 15:30	0	0	22	0	0	0	22	0	0	24	1	0	0	25	47
15:30 - 15:45	0	0	22	1	0	0	23	0	0	21	0	0	0	21	44
15:45 - 16:00	0	0	20	0	0	0	20	0	0	26	0	0	0	26	46
HOURLY TOTAL	0	0	88	2	0	0	90	0	0	91	1	0	0	92	182
16:00 - 16:15	0	0	34	0	0	0	34	0	0	20	0	0	0	20	54
16:15 - 16:30	0	0	16	0	0	0	16	0	0	20	0	0	0	20	36
16:30 - 16:45	0	0	23	0	0	0	23	0	0	25	1	0	0	26	49
16:45 - 17:00	0	0	12	0	0	0	12	0	0	24	0	0	0	24	36
HOURLY TOTAL	0	0	85	0	0	0	85	0	0	89	1	0	0	90	175
PERIOD TOTAL	0	0	692	5	0	0	697	0	0	693	5	0	0	698	1395

Accumulation, Clitheroe

DATE: SATURDAY 10th JUNE 2017

LOCATION: LIDL

TIME	ENTERING	EXITING	ACCUMU- LATION
10:00	35	14	45
10:15	28	31	42
10:30	28	23	47
10:45	30	25	52
11:00	24	29	47
11:15	28	34	41
11:30	36	31	46
11:45	26	31	41
12:00	30	27	44
12:15	25	36	33
12:30	22	20	35
12:45	34	21	48
13:00	22	36	34
13:15	17	19	32
13:30	21	17	36
13:45	23	18	41
14:00	24	21	44
14:15	27	27	44
14:30	22	31	35
14:45	20	25	30
15:00	25	20	35
15:15	22	25	32
15:30	23	21	34
15:45	20	26	28
16:00	34	20	42
16:15	16	20	38
16:30	23	26	35
16:45	12	24	23

TOTAL PARKING SPACES: 54
REGULAR PARKING SPACES: 48
DISABLED PARKING SPACES: 4
PARENT & CHILD 2

VEHICLES PARKED AT 0700: 24
VEHICLES PARKED AT 1800: 23

Accumulation, Clitheroe

DATE: SATURDAY 10th JUNE 2017

LOCATION: LIDL

