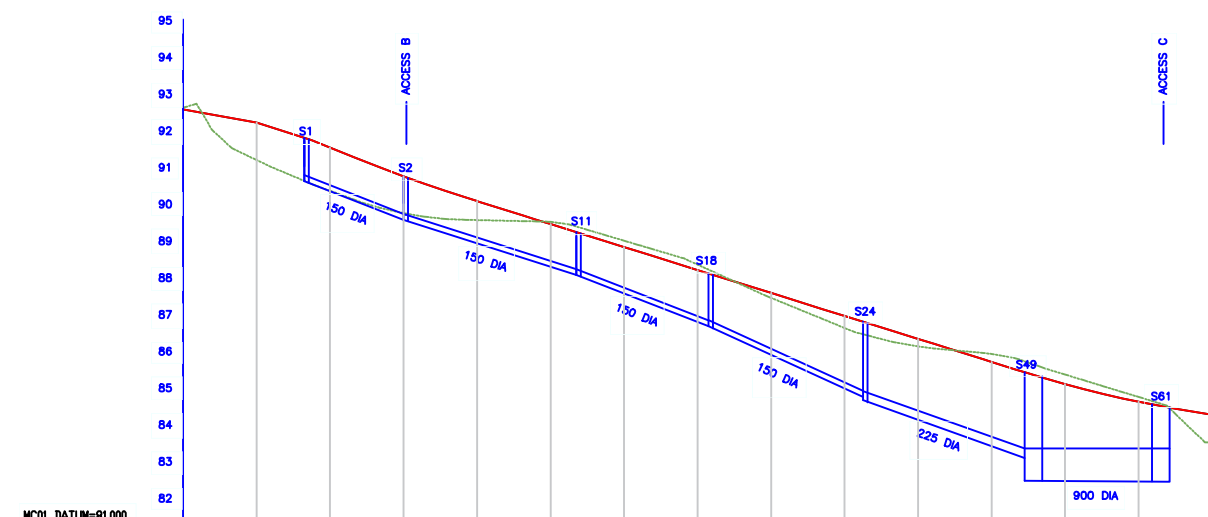
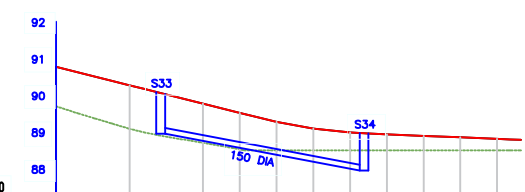


NOTES

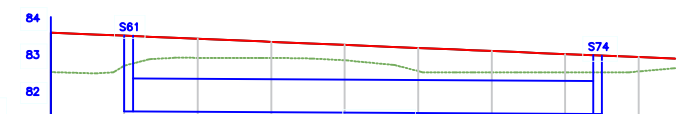
1. ANY DISCREPANCIES ON THIS DRAWING ARE TO BE BROUGHT TO THE ATTENTION OF CTC INFRASTRUCTURE.
2. DRAWING IS IN MILLIMETRES UNLESS OTHERWISE STATED.
3. ALL DIMENSIONS ARE TO BE CHECKED BEFORE COMMENCEMENT OF WORK ON SITE.



CHAINAGE	1000	1000	1000	1000	1000	1000	1000	1000	1000	1000	1000	1000	1000	1000	1000	1000
PROPOSED	92.50	92.32	91.87	91.76	91.69	91.65	91.62	91.60	91.55	91.45	91.31	91.06	90.80	90.60	90.40	90.20
Existing Levels	92.87	91.78	91.34	91.28	91.24	91.25	91.22	91.20	91.15	91.05	90.91	90.67	90.44	90.24	90.04	90.00
Cover Levels			91.7	90.7		89.1			88.0		86.8			85.3		84.5
Invert Levels		90.550		89.550		88.050		86.657		84.647		82.453			82.431	



CHAINAGE	1000	1000	1000	1000	1000	1000	1000	1000	1000	1000	1000	1000	1000	1000
PROPOSED	91.78	91.57	91.17	91.07	91.05	91.03	91.04	91.02	91.01	91.00	90.99	90.98	90.97	90.96
Existing Levels	92.95	91.84	91.71	91.67	91.65	91.63	91.64	91.62	91.61	91.60	91.59	91.58	91.57	91.56
CHAINAGE	1000	1000	1000	1000	1000	1000	1000	1000	1000	1000	1000	1000	1000	1000
Cover Levels		91.000												
Invert Levels		88.578				87.578								



CHAINAGE	1000	1000	1000	1000	1000	1000	1000	1000	1000	1000	1000	1000	1000	1000
PROPOSED	93.77	94.45	94.42	94.39	94.35	94.32	94.30	94.27	94.25	94.22	94.19	94.16	94.12	94.02
Existing Levels	93.85	93.67	93.65	93.63	93.62	93.60	93.58	93.57	93.55	93.52	93.50	93.48	93.44	93.34
CHAINAGE	1000	1000	1000	1000	1000	1000	1000	1000	1000	1000	1000	1000	1000	1000
Cover Levels		94.500												94.000
Invert Levels		82.421												82.383

Rev	Date	Description	Drn	Chk	App
0	26/02/18	First Issue	JJ	BF	BF

CTC Infrastructure Ltd
 7 Hall Road, Fulwood, Preston, PR2 9QD

Mobile: 07970 265334
 Email: r.e.ford@virginmedia.com
 Company number: 9620365
 VAT Reg. 215 5638 12

CHATBURN ROAD,
 CLITHEROE

DRAINAGE
 LONG SECTIONS

DETAILED DESIGN

SCALE: NTS @ A3

18376-510 REV 0