

NOTES

1. ANY DISCREPANCIES ON THIS DRAWING ARE TO BE BROUGHT TO THE ATTENTION OF CTC INFRASTRUCTURE.
2. DRAWING IS IN MILLIMETRES UNLESS OTHERWISE STATED.
3. ALL DIMENSIONS ARE TO BE CHECKED BEFORE COMMENCEMENT OF WORK ON SITE.

Rev	Date	Description	Drn	Chk	App
0	26/02/18	First Issue	JJ	BF	BF

CTC Infrastructure Ltd
7 Hall Road, Fulwood, Preston, PR2 9QD

Mobile: 07970 265334
Email: r.e.ford@virginmedia.com
Company number: 9620365
VAT Reg. 215 5638 12

CHATBURN ROAD,
CLITHEROE

LONG SECTIONS

DETAILED DESIGN

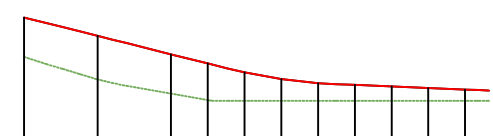
SCALE: NTS @ A3

18376-720

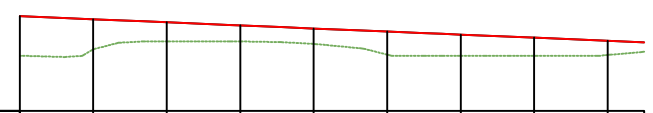
REV 0



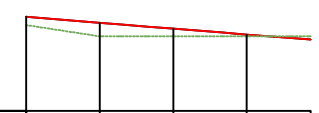
PROPOSED	82.539	82.192	81.817	81.726	81.679	81.645	81.622	81.608	81.605	81.598	81.596	81.591	81.586	81.580
Existing Levels	82.582	81.778	81.344	81.270	81.244	81.195	81.228	81.193	81.332	81.749	81.608	81.487	81.394	81.241
HORIZONTAL	D		R=14,999 L=20,988		D		R=-13,000 L=17,485		D=20.029		R=-14,597 L=20.611		D	
SUPERELEVATION														
VERTICAL	P		R=963,000 L=20,056		P=-6.247% L=74.947						R=692,000 L=20,050		P	
CHAINAGE	12000	13000	14000	15000	16000	17000	18000	19000	20000	21000	22000	23000	24000	25000



PROPOSED	87.183	86.927	86.767	86.737	86.725	86.703	86.683	86.674	86.682	86.681	86.689	
Existing Levels	87.295	86.804	86.711	86.523	86.530	86.530	86.530	86.530	86.530	86.530	86.530	
HORIZONTAL	D		R		R=-71.330 L=47.680						D	
SUPERELEVATION												
VERTICAL	P=-5.002%		L=27.691		R		L=20.976				P=-0.833%	
CHAINAGE	12000	13000	14000	15000	16000	17000	18000	19000	20000	21000	22000	23000



PROPOSED	82.579	84.495	84.412	84.329	84.245	84.162	84.079	83.995	83.912	
Existing Levels	82.585	82.678	82.893	82.893	82.827	82.532	82.300	82.300	82.524	
HORIZONTAL	D		R		D		R		D	
SUPERELEVATION										
VERTICAL	P=-0.833% L=84.974									
CHAINAGE	12000	13000	14000	15000	16000	17000	18000	19000	20000	21000



PROPOSED	84.597	84.400	84.240	84.000
Existing Levels	84.595	84.670	84.670	84.670
HORIZONTAL	D		R=26,993 L=23,032	
SUPERELEVATION				
VERTICAL	P=-1.600% L=38.680			
CHAINAGE	12000	13000	14000	15000