

2 meter tall welded mesh panels standing in rubber or concrete feet joined using a minimum of two anti-tamper couplers installed so they can only be removed from inside the protected area. The fence couplers should be spaced at least 1 m apart, but uniformly across the whole barrier. These panels must be supported within the protected area with struts attached to a base plate secured by ground pins as per figure 2a.

Where the fencing is installed above retained hard surfacing and / or it is otherwise not feasible/unfeasible to use ground pins (e.g. due to underlying services or structural roots), the struts can be mounted on a block tray as per figure 2b.

Figure 2a: Stabilizer Strut with Base Plate Secured with Ground Pins

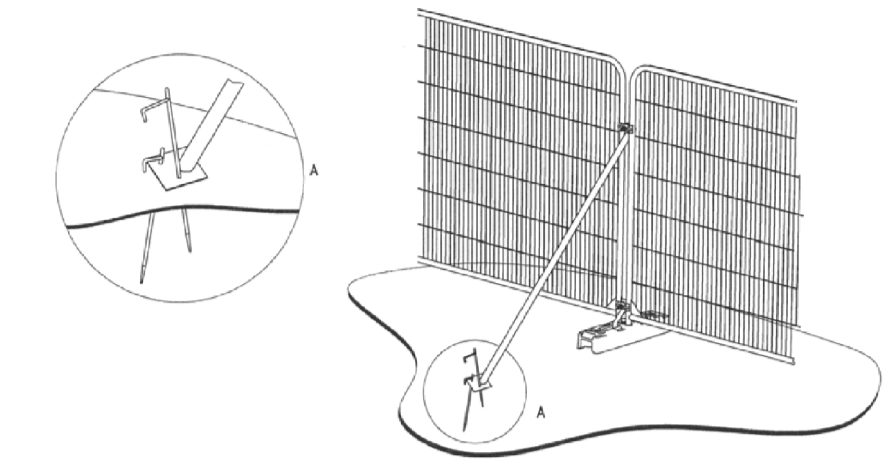
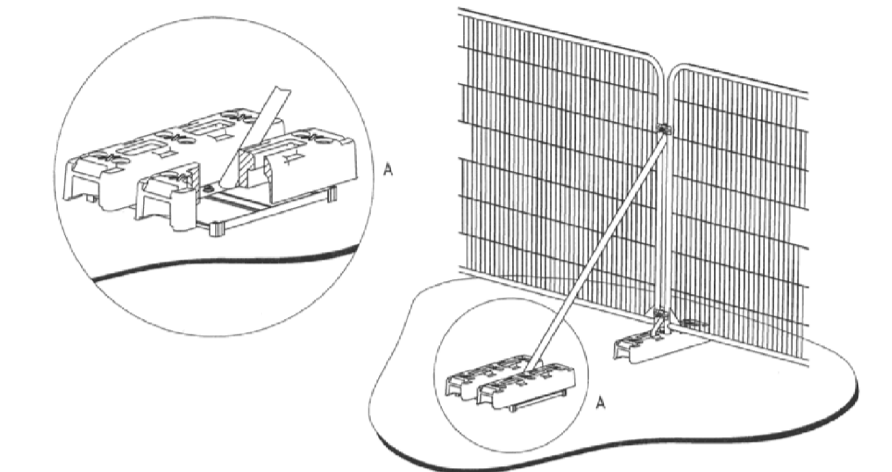


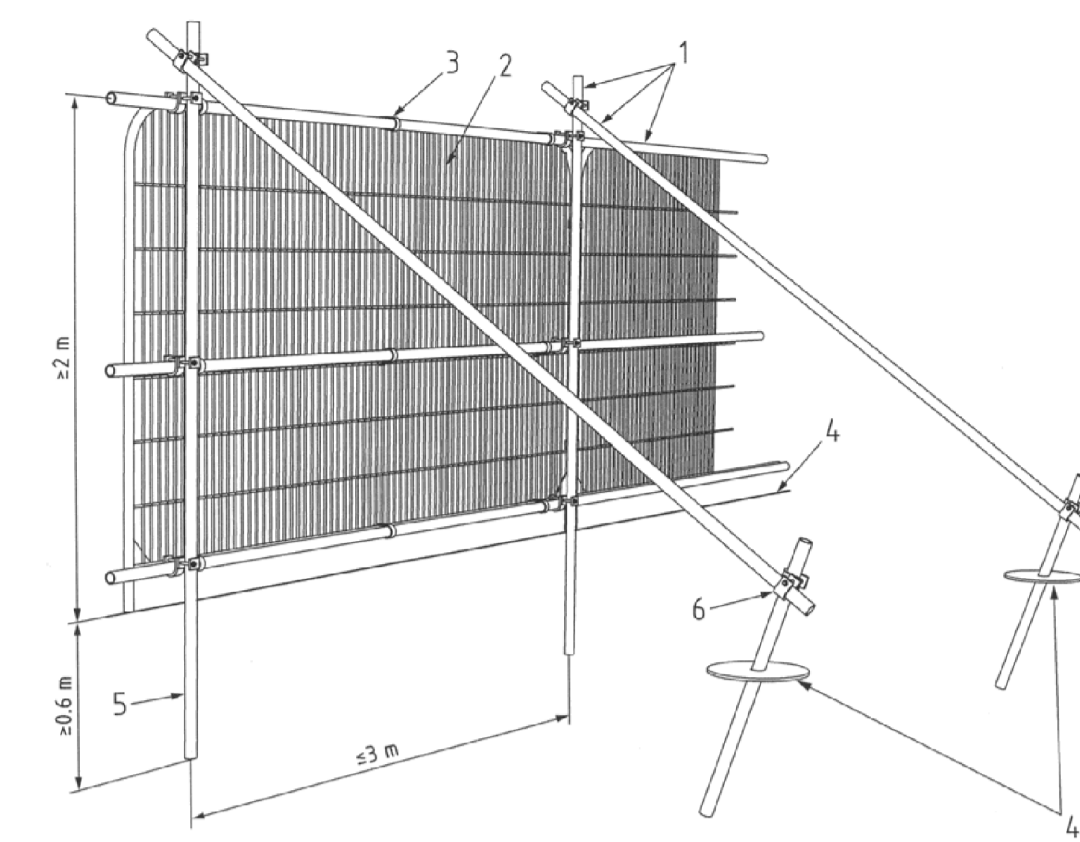
Figure 2b: Stabilizer Strut Mounted on Block Tray



KEY:

- 1 Standard scaffold pole
- 2 Heavy gauge 2m tall galvanised tube and welded mesh infill panels
- 3 Panels secured to uprights and cross-members with wire ties
- 4 Ground level
- 5 Uprights driven into the ground until secure (minimum depth 0.6m)
- 6 Standard scaffold clamps

Figure 1: Default Specification for Protective Barrier.



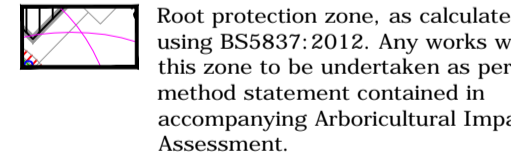
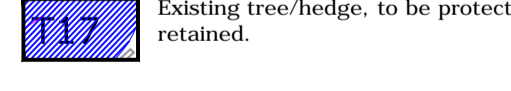
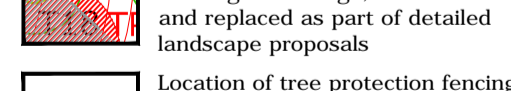
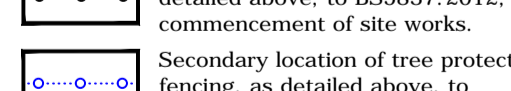
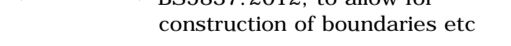


PROTECTIVE FENCING. THIS FENCING MUST BE MAINTAINED IN ACCORDANCE WITH THE APPROVED PLANS AND DRAWINGS FOR THIS DEVELOPMENT.



TREE PROTECTION AREA
KEEP OUT!
(TOWN & COUNTRY PLANNING ACT 1990)
TREES INCLUDED BY THIS FENCE ARE PROTECTED BY PLANNING CONDITIONS AND/OR ARE THE SUBJECTS OF A TREE PRESERVATION ORDER. CONTRAVENTION OF A TREE PRESERVATION ORDER MAY LEAD TO CRIMINAL PROSECUTION.
ANY INCLUSION INTO THE PROTECTED AREA MUST BE WITH THE WRITTEN PERMISSION OF THE LOCAL PLANNING AUTHORITY

- Trees in any location may be protected by legislation. Where development is proposed, additional legal protection may be appropriate and can be enforced by the local authority. Attention is drawn to legal controls and liabilities under common law for consideration at the earliest stages of potential site development.
- The Town and Country Planning Act 1990 requires that, except in certain circumstances, "no work shall be carried out which will affect trees over a certain size which are situated in Conservation Areas". Six weeks' notice of intent has to be given to the local authority before the work is carried out. This provides an opportunity for the local authority to make a Tree Preservation Order (TPO) under this Act to protect the trees.
- Tree Preservation Orders allow for trees to be protected either as individuals, groups, areas or woodlands. The orders have the effect of preventing the cutting down, topping, lopping, uprooting, wilful damage or wilful destruction of trees, except in certain circumstances, other than with consent of the local authority.
- Even when no specific legal protection exists, it may be necessary to obtain a felling licence. These apply if the volume of timber exceeds specified amounts; site clearance, even of small areas, before detailed planning permission has been granted could exceed the felling licence quota. The Forestry Commission, under the Forestry Act 1967, administers felling licences.
- Before carrying out any arboricultural or forestry operations, consideration should be given to the following legislation for protected species of flora and fauna: The Wildlife and Countryside Act 1981 (as amended), the Conservation (Natural Habitats & c.) Regulations 1994 (as amended), and the Countryside Rights of Way Act 2000 protected species of flora and fauna. This will prevent any harm or damage to protected species.
- Substantial penalties and/or prison sentences can be incurred for contravention of legislation relating to protected species.
- PDP Associates has not been requested to make any checks for protected species on this site

-  Root protection zone, as calculated using BS5837:2012. Any works within this zone to be undertaken as per method statement contained in accompanying Arboricultural Impact Assessment.
-  Existing tree/hedge, to be protected and retained.
-  Existing tree/hedge, to be removed and replaced as part of detailed landscape proposals
-  Location of tree protection fencing, as detailed above, to BS5837:2012, at commencement of site works.
-  Secondary location of tree protection fencing, as detailed above, to BS5837:2012, to allow for construction of boundaries etc

PDP Associates
Client: Oakmere Homes
Project: Chatburn Road, Clitheroe
Drawing title: Tree Removal and Protection Plan
Scale: 1:500 @ A1
Drawn by: PDP
Date: Feb 2018
Drawing No.: c-981-06