

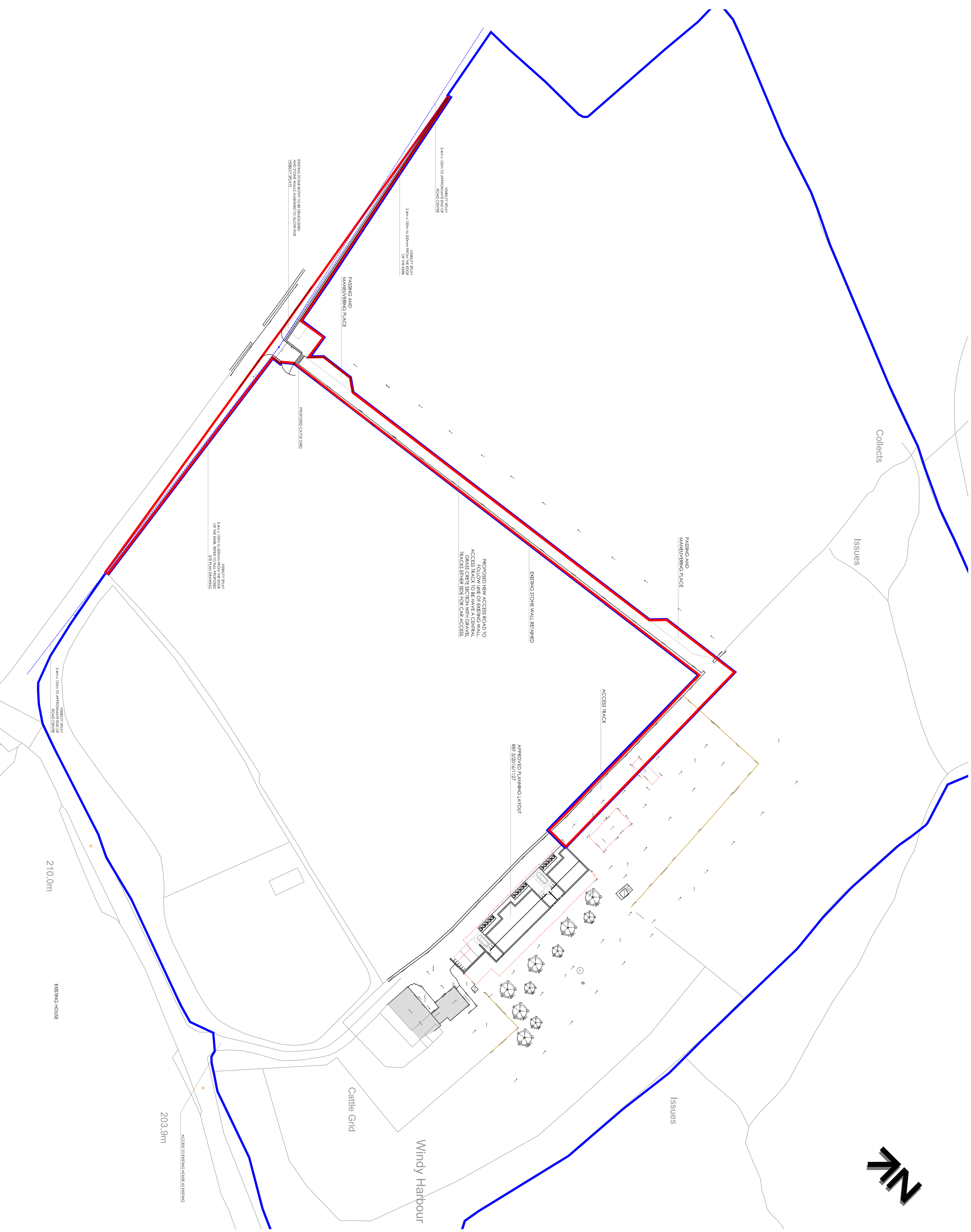

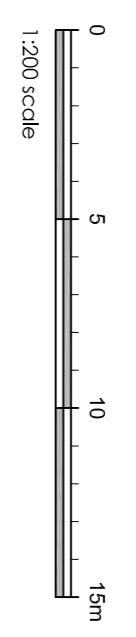
This drawing is to be used in conjunction with all relevant Architects contracts and distributed under the terms of the Architects contracts. It is not to be used for any other purpose without the prior written consent of the Architects. The Architects accept no liability for any errors or omissions in this drawing and shall not be held responsible for any consequences arising from its use.

ABBREVIATIONS

- CL: Ceiling Level
- CL: Cover Level
- EH: Eaves Height
- GU: Gully
- MC: Inspection Cover
- MH: Manhole
- RH: Ridge/Roof Height
- RWP: Rain Water Pipe
- TL: Threshold Level
- TW: Top of Wall
- US: Under Side of Truss

NOTE

All levels and cover heights refer to OD/MSL unless stated otherwise.
 All levels refer to OD/MSL unless stated otherwise.



<p>Drawn: JTB Proposed Holiday Lets Proposed Site Plan</p>	
<p>Scale: 1:500 @ A1 Date: Sept 17 Drawn: RBM</p>	<p>Scale: 1:500 @ A1 Date: Sept 17 Drawn: RBM</p>
<p>SUNDERLAND PEACOCK ARCHITECTS SPA SUNDERS AND PEACOCK ASSOCIATES LTD HAZELBURG, FINE LODGE ROAD, COTTINGHAM 11 000 421719 / 01206 87228 www.sunderlandpeacock.com</p>	
<p>4540 - P04 A</p>	