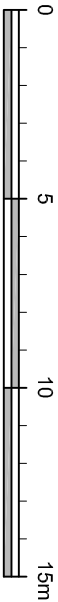
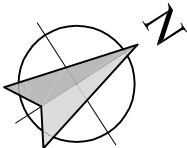
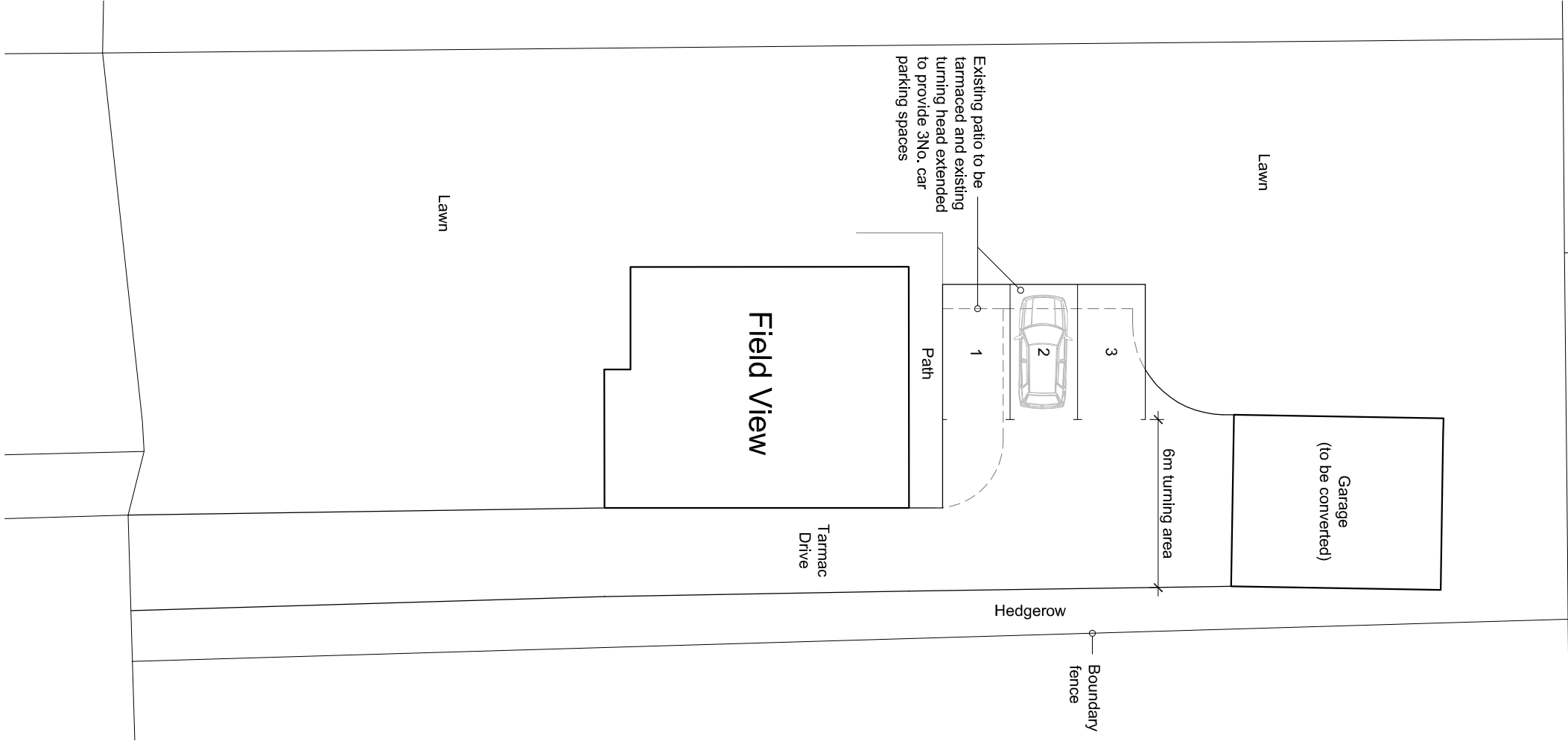


This drawing is to be read in conjunction with all relevant Architect, consultants' and specialist drawings and specifications. The Architect is to be notified of any discrepancies before proceeding. Do not scale from this drawing. All dimensions and levels are to be checked on site. This drawing is subject to copyright. All work carried out before Planning and Building Permission has been granted is at the contractor's own risk.



1:200 Scale

Proposed Site Plan
Showing Proposed Parking Arrangement

Client

Mr and Mrs Sutherland

Job title

Proposed Garage Conversion at
Field View
Ribblesdale Avenue
Clitheroe

Drawing Title

Proposed Site Plan
Showing Proposed Parking Arrangement

Scale	Date	Drawn
1:200 @ A3	Jan 2018	NE

SUNDERLAND PEACOCK & ASSOCIATES LTD.
11, LANCASHIRE BUILDING, CLITHEROE
LANCASHIRE, BL7 2AG
T 01200 423178 F 01200 427328
E info@sunderlandpeacock.com
www.sunderlandpeacock.com



5308 - 07