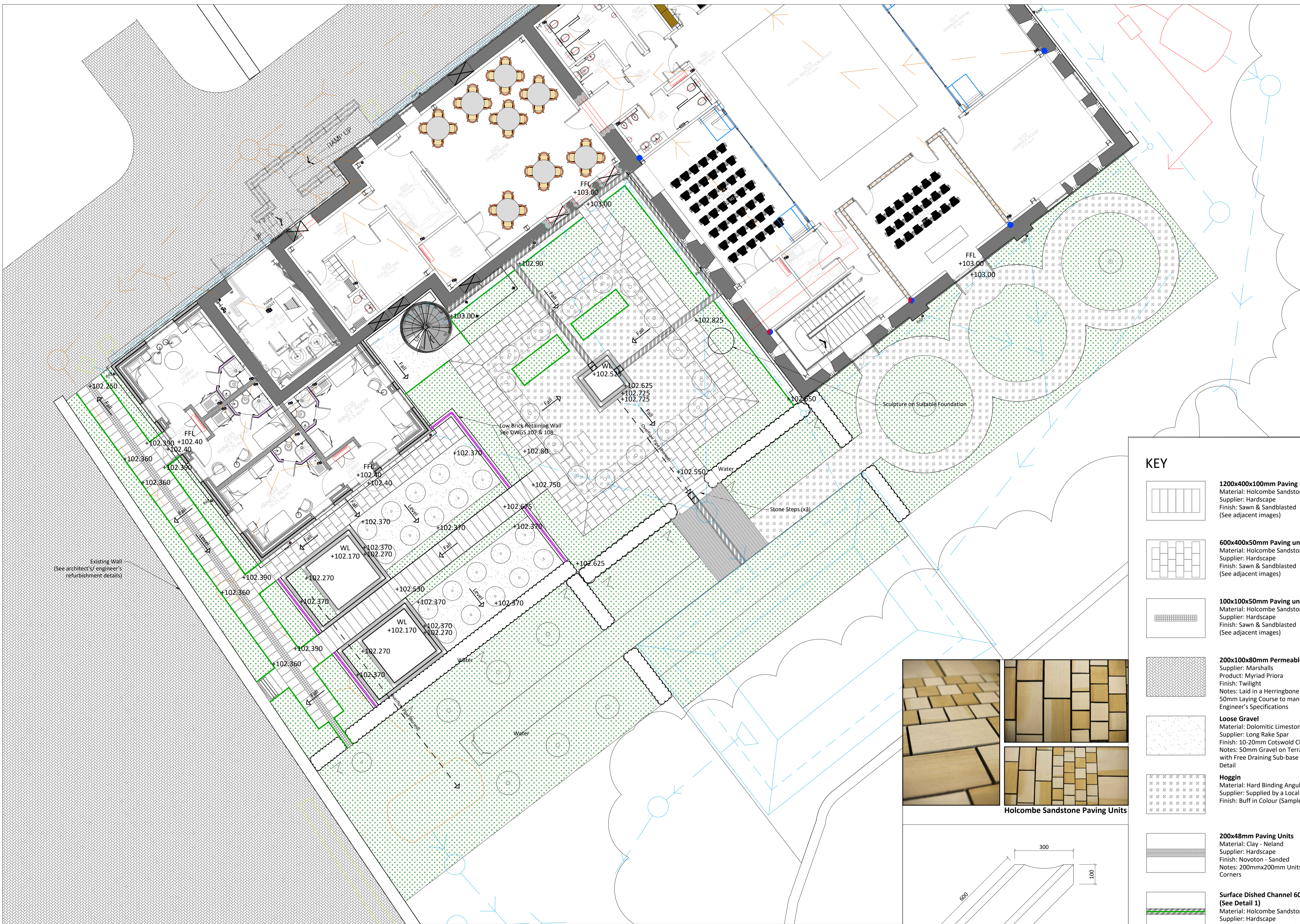
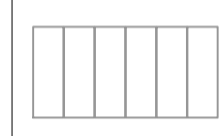


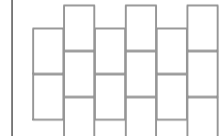
All dimensions to be checked on site.  
 Figured dimensions to be read in preference to scaled.  
 BCA accepts no responsibility for any unauthorised amendments to the drawing and does not permit unauthorised copying of the drawing.  
 This drawing is copyright and remains the property of BCA unless otherwise agreed.


Revision	Description	By	On
P 1	Planning Issue	CKM	09/10/2017
I 5	Phase 2 Included	KG	14/08/2017
I 4	Retaining wall returned to building	KG	21/07/2017
I 3	Staircase Landing Amended	KG	13/07/2017
I 2	Paving images added	SG	07/07/2017
I 1	Additional Notes and Information Added	KG	05/07/17
D 1	General Arrangement	KG	03/07/17




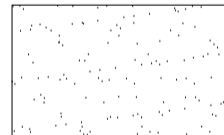
**KEY**


- 

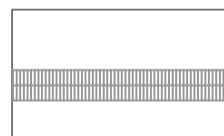
**1200x400x100mm Paving units**  
 Material: Holcombe Sandstone  
 Supplier: Hardscape  
 Finish: Sawn & Sandblasted  
 (See adjacent images)
- 

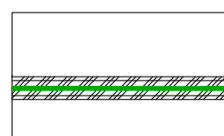
**600x400x50mm Paving units**  
 Material: Holcombe Sandstone  
 Supplier: Hardscape  
 Finish: Sawn & Sandblasted  
 (See adjacent images)
- 


**100x100x50mm Paving units**  
 Material: Holcombe Sandstone  
 Supplier: Hardscape  
 Finish: Sawn & Sandblasted  
 (See adjacent images)
- 

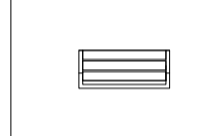
**200x100x80mm Permeable Paving Units**  
 Supplier: Marshalls  
 Product: Myriad Priora  
 Finish: Twilight  
 Notes: Laid in a Herringbone Bond on a 50mm Laying Course to manufacturer's & Engineer's Specifications
- 


**Loose Gravel**  
 Material: Dolomitic Limestone  
 Supplier: Long Rake Spar  
 Finish: 10-20mm Cotswold Chippings  
 Notes: 50mm Gravel on Terram Membrane with Free Draining Sub-base to Engineer's Detail
- 


**Hoggin**  
 Material: Hard Binding Angular Gravel  
 Supplier: Supplied by a Local Quarry  
 Finish: Buff in Colour (Sample to be agreed)
- 

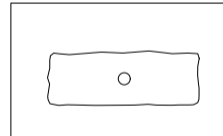
**200x48mm Paving Units**  
 Material: Clay - Neland  
 Supplier: Hardscape  
 Finish: Novoton - Sanded  
 Notes: 200mmx200mm Units to be used at Corners
- 

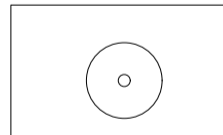
**Surface Dished Channel 600x300x100mm (See Detail 1)**  
 Material: Holcombe Sandstone  
 Supplier: Hardscape  
 Finish: Sawn & Sandblasted
- 

**Metal Edging (Surrounding All Planting Areas)**  
 Material: 3mm/6mm Rolled Top - Steel  
 Supplier: Kinley  
 Product: ExcelEdge Contour  
 Finish: COR-TEN
- 

**Bench**  
 Material: European Oak  
 Supplier: Bramhall 1840 (TBC)  
 Product: Bespoke Timber Bench
- 

**Timber Trellis**  
 Height: 1800mm Above Ground Level
- 

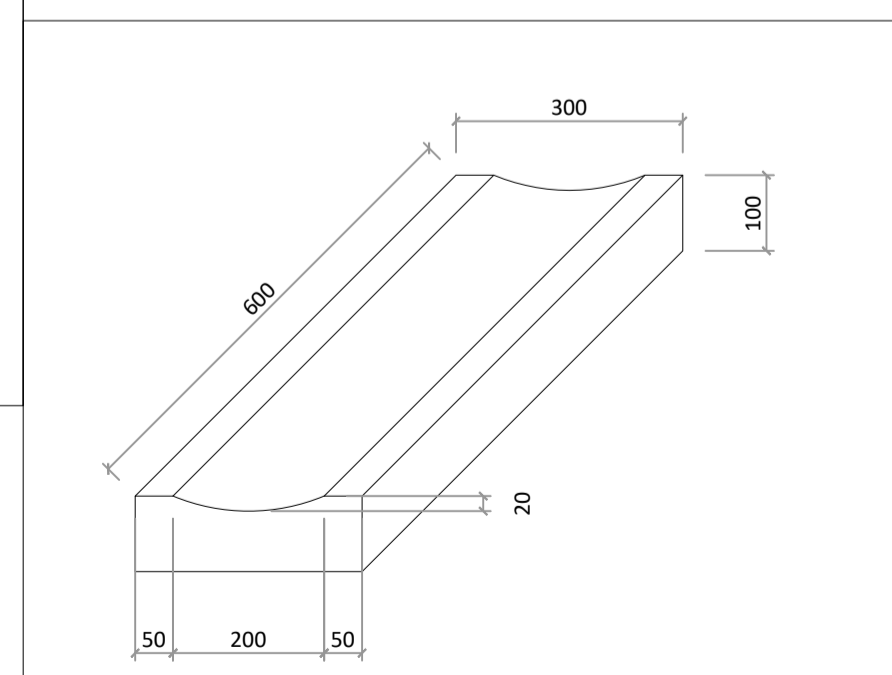
**Planting Area**  
 See DWG 105-Soft Landscape
- 

**Pleached Tree**  
 See DWG 105-Soft Landscape
- 

**Tree - Root Ball**  
 See DWG 105-Soft Landscape



Holcombe Sandstone Paving Units



Detail 1 - Surface Dished Channel

**PLANNING**

<b>Client</b>	The Trustees of Stonyhurst Christian Heritage Centre Trust	<b>Scale</b>	1:100 @ A1	<b>Created by</b>	GLENN.K	<b>Last edited by</b>	GLENN.K	<b>Date</b>	August 2017
<b>Job title</b>	Stonyhurst College, Retreat Centre	<b>Project number</b>	16.539	<b>Drawing number</b>	102	<b>Issue</b>	P 1	<b>Checked</b>	AT
<b>Drawing title</b>	Proposed Garden Landscape								