










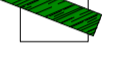
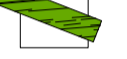






MATERIALS KEY







HARDWORKS

-  Paving (Type A)
Natural Stone Setts / Flags
Subject to future detail
-  Paving (Type B)
Resin Bound Aggregate
Subject to future detail
-  Paving (Type C)
Natural Stone Setts / Flags
Subject to future detail
-  Paving (Type D)
Natural Stone Setts / Flags
Subject to future detail



SOFTWORKS


-  Proposed Semi-Mature Tree Planting
Refer to Planting Schedule
-  Proposed Semi-Mature Tree Planting
Refer to Planting Schedule
-  Proposed Semi-Mature Tree Planting
Refer to Planting Schedule
-  Proposed Feature Semi-Mature Tree Planting
Refer to Planting Schedule
-  Multi-stem Tree Planting in Raised Beds
Refer to Planting Schedule
-  Proposed Feature Hedge Planting
Refer to Planting Schedule
-  Proposed Hedge Planting to Boundary
Refer to Planting Schedule
-  Proposed Hedge Planting to Boundary
Refer to Planting Schedule
-  Ornamental Shrub & Grass Planting
Refer to Planting Schedule
-  Lawn
-  Lawn (25mm grass sward)
-  Bulb Planting
Refer to Planting Schedule
-  Existing Trees & Vegetation to be Retained
Refer to dwg LYR089_M303

FURNITURE

-  Steps
Subject to future detail
-  Water Feature & Seat
Subject to future detail
-  Sliding Timber Panel Gate in Steel Frame
Steel Frame to be Dark Grey (RAL 7016) and timber to match Architect's garage details
-  Weld Mesh Boundary Fencing (Green) 1.5m high to the rear of all hedges
-  Vertical Timber Post Garden Fencing with Gate 1.0m high Subject to future detail
-  Outdoor Seating Canopy
Subject to future detail

MISC

-  Entrances
-  Planning Boundary



Rev	Date	Status and Description	Drawn	Appr'd.
A	14.03.18	PLANNING	HC	ST

- NOTE:
1. Do not scale from this drawing
 2. All setting out, levels and dimensions to be agreed on site.
 3. The dimensions of all materials must be checked on site before being laid out.
 4. This drawing must be read with the relevant specification clauses and detail drawings
 5. Order of construction and setting out to be agreed on site.
 6. This drawing is copyright protected and may not be reproduced in whole or part without written authority.
 7. All Dimensions are in millimetres unless Otherwise Stated
 8. All proposed dimensions subject to site survey

Originator

LAYER

Landscape Architecture

e. hello@layer-ing.com
t. (0)1625 527307
www.layer-ing.com

Project Willow Spring | Wiswell

Drg title Site Landscape GA

Drg nr LYR089_M300 Drg Rev A

Scale 1:200 @ A1 Drawn HC

Status PLANNING Checked ST



2