


Please Refer to Drawing "0002 - Hard Landscaping Site Plan" for Specific Locations of Boundary Treatments

Please Note that, Where Possible (Where the Level Difference Between Gardens are Level or Similar), a 130mm x 130mm Hole Will be Provided at the Bottom of Hard Boundary for Use by Hedgehogs and/or any Other Terrestrial Based Species. Priority of this to be Made to Plots 4-5, 6-12 & 20-32




Coloured Line is in Reference to Drawing 0002 - Hardlandscaping Plan

### Retaining Wall - Brick

*\*Please Note Construction Design is As Per Engineer's Specification\**

Height of wall is dependant on location, as specified by engineer

Brick to be same as brick used on houses on the development - Buff/Brown Wienerberger Hathersage Blend



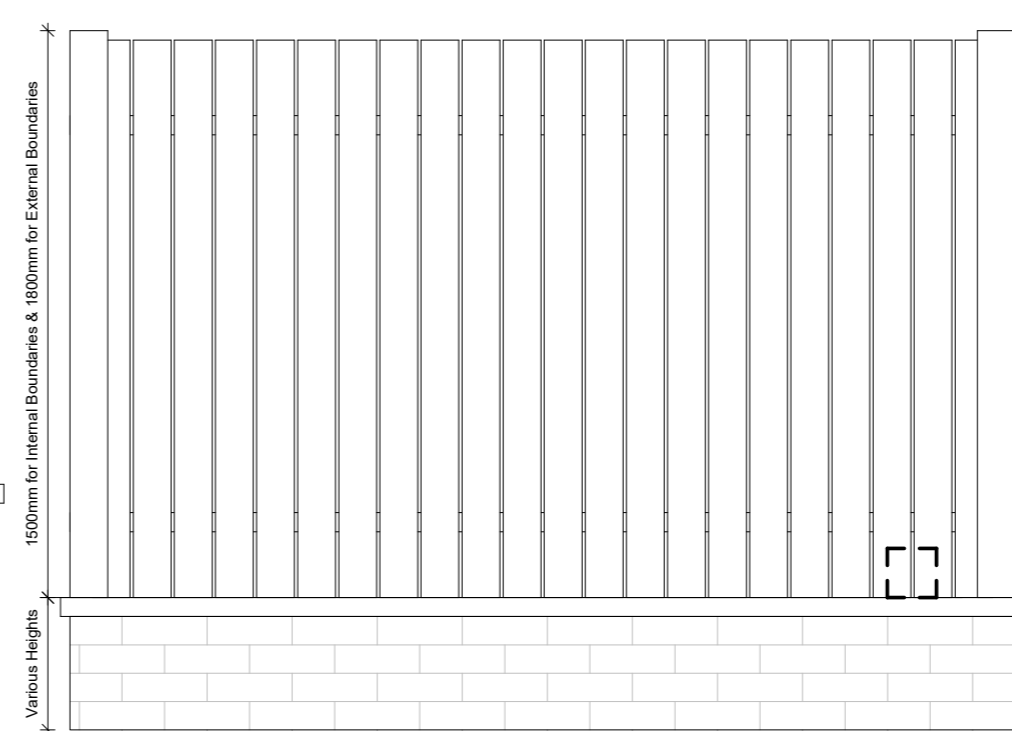
Coloured Line is in Reference to Drawing 0002 - Hardlandscaping Plan

### Retaining Wall - Stone

*\*Please Note Construction Design is As Per Engineer's Specification\**

Height of wall is dependant on location, as specified by engineer

Stone to be same as stone used on houses on the development - Buff Colour WoodKirk Natural Stone



Coloured Line is in Reference to Drawing 0002 - Hardlandscaping Plan

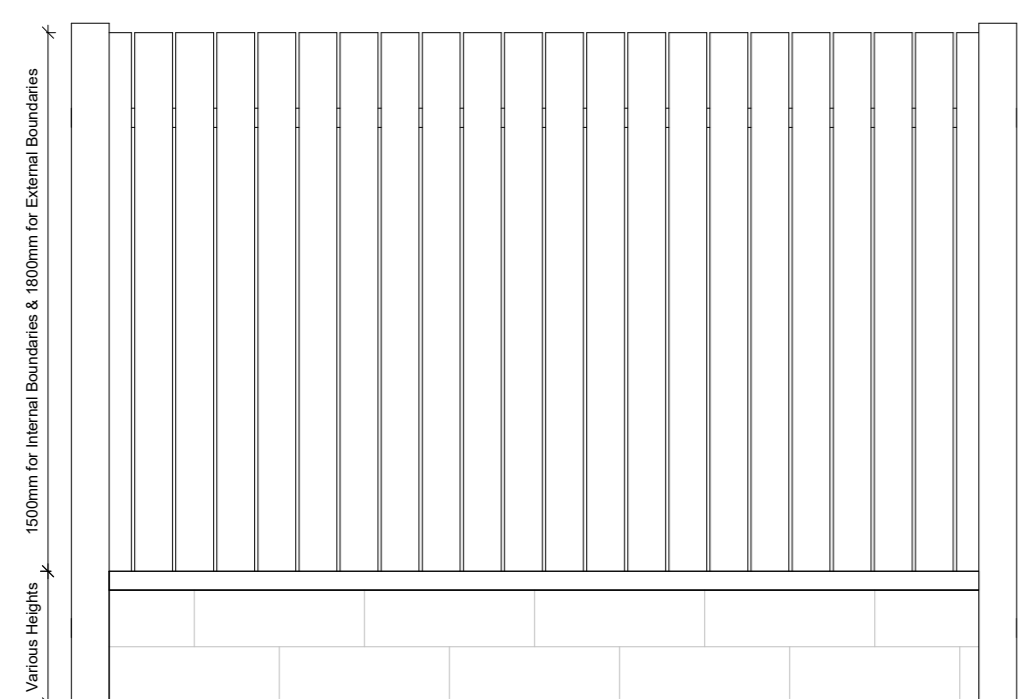
### Retaining Wall - Brick Under Boundary Fence

*\*Please Note Construction Design is As Per Engineer's Specification\**

Height of retaining element is dependant on location, as specified by engineer

Fence to be same as other boundary fences, without retaining element on the development - Vertical Slat, Closed Boarded, Cedar Finish

Brick to be same as brick used on houses on the development - Buff/Brown Wienerberger Hathersage Blend



Coloured Line is in Reference to Drawing 0002 - Hardlandscaping Plan

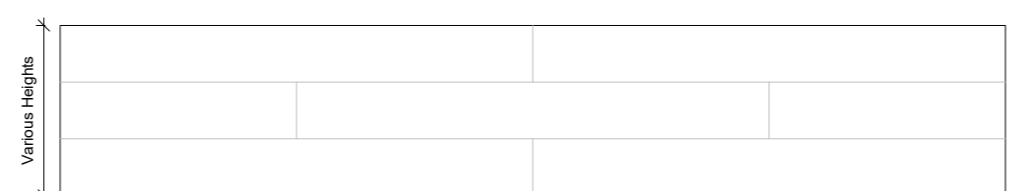
### Retaining Wall - Gravel Board Under Boundary Fence

*\*Please Note Construction Design is As Per Engineer's Specification\**

Height of retaining element is dependant on location, as specified by engineer

Fence to be same as other boundary fences, without retaining element on the development - Vertical Slat, Closed Boarded, Cedar Finish

Gravelboard to be grey concrete with stone pattern effect finish




Coloured Line is in Reference to Drawing 0002 - Hardlandscaping Plan

### Retaining Wall - Railway Sleepers

*\*Please Note Construction Design is As Per Engineer's Specification\**

Height of retaining element is dependant on location, as specified by engineer



Coloured Line is in Reference to Drawing 0002 - Hardlandscaping Plan

### Retaining Wall - Gabion Baskets

*\*Please Note Construction Design is As Per Engineer's Specification\**

Height of retaining element is dependant on location, as specified by engineer

Rev	Revision History	By	Date

Client: Chipping Homes Limited

Project: Chipping, Land at Church Raik

Drawing: Boundary Treatments

Drawn: LJ	Checked: RB	Date: 12/04/2018
Scale: 1 : 20	Size: A2	Rev:
Status: Tender		



Byron House 10-12 Kennedy St Manchester M2 4BY 0161 228 0558 www.millsonassociates.co.uk info@millsonassociates.co.uk

Project Number: 2205 - MA - 00 - XX - DR - A - 0008  
 Drawing Number: 2205 - MA - 00 - XX - DR - A - 0008  
 Project - Origin - Zone - Level - Type - Role - Number