

ACCESS PLUS

**BIKE/CYCLE
STORAGE**

**MOTORCYCLE
STORAGE**

**METAL
GARDEN
SHEDS**

**SPORTS
STORAGE**

**AND
MORE...**



BIKE STORAGE

Asgard 
storage for life

ABOUT ASGARD

Asgard providing quality metal storage

Asgard Secure Steel Storage is a division of Flexiform Business Furniture Limited, a leading supplier of steel storage systems for over 40 years. Asgard can draw on a wealth of metal fabrication experience with a long history of engineering and manufacturing excellence.

Flexiform and Asgard work hand in hand supplying some of the largest Government contracts throughout the UK. As a business we are ISO 14001 and 9001 accredited with prestigious, established clients such as the Parliamentary Works, the West Yorkshire Police Force and many local authorities.

Asgard design and manufacture metal sheds, bike storage and motorcycle garages of the highest quality, used across the UK in many industries.

With an unrivalled reputation for quality and innovation you can be sure of our long term commitment to supplying quality products.

Customer services opening hours

Monday - Thursday: 8.30am - 4.30pm
Friday: 8.30am - 3.30pm
Weekends: Closed
Call: **08456 580 730**

Live Chat Opening Hours
Monday - Friday: 10am - 3pm

*Free delivery to mainland UK
(Remote areas may carry a delivery charge.)



+ MANY MORE



ABOUT ASGARD

Why metal, why not wood?



WHY METAL AND NOT WOOD?

One of the most common questions Asgard get asked is “why should I buy metal when it will just rust? Why should I not buy a cheaper, wooden shed”? All Asgard sheds are made from thick, galvanised (weatherproof) steel and coated in a polyester powder coat paint. This combination of processes makes the steel not only weatherproof but exceptionally tough and durable. Asgard use only zinc coated (rust resistant) screws for assembling our sheds.



WEIGHT

Good quality metal sheds are heavy. Asgard sheds are made from thick steel and include an integral metal base. So an Asgard shed is very heavy! With weight comes quality and security. Asgard sheds can weigh over 60 stone so you can be sure of strength and security. With Asgard units you can choose to fix your unit to the floor using our (included) ground fixing kits, giving you the maximum security for your tools and equipment. On average our units are 5 times heavier than the equivalent sized product from other companies*.



SECURITY

A metal shed has a metal roof and metal doors. A wooden shed is weak in comparison and can be simply “kicked” in. An Asgard unit has integral stiffeners, internal shoot bolts (depending on model) double folded joints, hidden fixings, integral all metal floors, pick resistant locks and ground anchor points. Add to this (on selected models) our internal roof clips and you really have the maximum security possible. Many Asgard units have been approved by the UK Locksmiths Association or are LPCB rated.



MAINTENANCE

Other than a periodic wipe down and oiling the hinges, Asgard units are virtually maintenance free.

No annual felting of the roof.

No repainting.

No rotten panels to replace.

No doors blown off in the wind.

No leaks.



WARRANTY

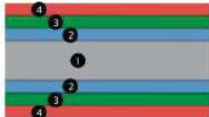
All Asgard storage is covered by a 10 year anti perforation warranty, giving you the confidence that your Asgard unit will provide you with many years of secure storage.



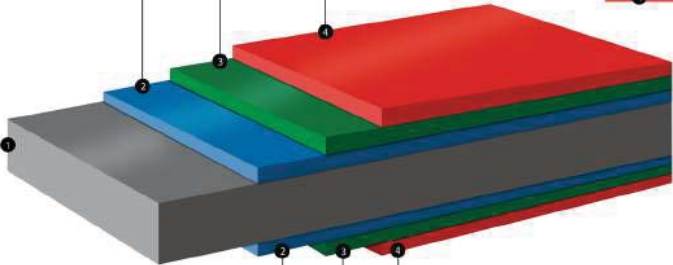


Asgard Shed Construction

Polyester Powder Coat
Iron Phosphate Pre Treat
Zinc plating



Steel



Zinc plating
Iron Phosphate Pre Treat
Polyester Powder Coat



1

2

3

4

5

9

8

6

10

11

7

ASGARD FEATURES

Key features and benefits of Asgard storage

1. GALVANISED STEEL

Every Asgard product is made from tough, galvanised steel. Making Asgard sheds secure and weatherproof.

2. LOW MAINTENANCE

Unlike wooden sheds, metal sheds require very little maintenance – giving years of trouble free storage.

3. 10 YEAR WARRANTY

All Asgard sheds are supplied with a 10 year warranty as standard.

4. NO EXPOSED SCREWS

Asgard storage is built inside out - there are no exposed external fixings or sharp edges making Asgard sheds both secure and safe.

5. EASY ASSEMBLY

Asgard sheds come with simple step by step instructions for easy home assembly - An installation service is also available.

6. PICK AND DRILL RESISTANT LOCKS

Fitted to most Asgard storage units to provide the best possible security.

7. UNIQUE SHED VENTILATION

A unique shed ventilation system is in every Asgard shed helping to maintain air flow inside even when the unit is locked, so minimises the build up of condensation inside the unit.

8. ACCESSORIES

Asgard units are pre-drilled for a range of storage accessory packs including shelving and hooks.

9. INTEGRAL METAL FLOOR

Asgard sheds are supplied with an integral metal floor. This floor adds strength and stability to the units providing even more security to the unit – every Asgard is supplied with ground bolts allowing you to bolt the unit to the ground.

10. APPROVED STORAGE

Asgard storage is Locksmiths approved, Insurance approved and industry approved!*

11. MADE IN THE UK

Every Asgard is designed and made right here in the UK.

*Models may vary






Rear of locking mechanism



Dead Bolt

Single Bike Locker 1 Bike**



FREE DELIVERY
available for UK mainland*



10 YEAR WARRANTY
on all metal storage



08456 580 730
order direct from our UK sales team

Bike Storage

Single Bike Locker-1 Bike**



SPACE SAVING BIKE LOCKER

An Asgard bike locker is the perfect way to lock away your "best" bike, keeping it both safe and dry. Designed as a space saving storage unit, a single bike locker is great if you are short of space outside and need to keep your bike locked up and out of sight. The single bike locker is accessed from the end so the width of the unit is kept to a minimum, making it ideal for down the side of a house or flat or anywhere where space is short.

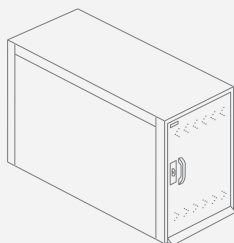
Inside this heavy duty locker is a guide rail to hold your bike upright, this can also be used as a 2nd locking point for increased security. This locker has been designed to be bolted to a concrete base, preventing any attempt to lift or carry the (15 stone) locker away. We also include a set of kit hooks so you can store your helmet or other cycling accessories together with your bike.

"I would recommend to anybody for bike storage or anything of any value!"

LL

"My bike storage arrived on time and took no time to install"

Jim



UNIT DIMENSIONS

Height: 1205mm (3ft 11")
Width: 900mm (2ft 11")
Depth: 1900mm (6ft 3")
Weight: 99Kg (15.8 stone)

BASE DIMENSIONS

2000mm x 1000mm
DOOR APERTURE
1115mm x 800mm
DOOR CLEARANCE
850mm

RATED BY YOU

"Very happy upon purchase and still very happy 15 months later"

Jonship

This unit has no metal base.
** Dependant on size and style of bike.

FEATURES

99KG IN WEIGHT (THAT'S OVER 15 STONE) -
substantial units suitable for public and private use.

10 YEAR WARRANTY -
UK made units that are built to last.

HARD WEARING WEATHERPROOF BIKE LOCKER -
heavy gauge, galvanised (weatherproof) construction.

FITTED WITH A HASP SUITABLE FOR PADLOCKS -
ideal for multi person or general public use.

LARGE HEAVY DUTY DOOR -
easy to wheel your bike in and out.

DOOR HANDING CAN BE CHANGED BY THE USER -
flexible storage, suitable for a tight space.

MULTIPLE UNITS BOLT TOGETHER -
ideal in public spaces.

INTEGRAL WHEEL GUIDE TO HOLD YOUR BIKE -
also doubles as an additional lock point.

INCLUDES 2 X KIT HOOKS -
hang helmets and bags with your bikes.

DESIGNED TO BE BOLTED DOWN -
using the supplied securing bolts - for extra security.

USED BY THE POLICE -
they must be good!

MAINTENANCE FREE -
no repainting or rotting.

EXPOSED SCREW ENDS ARE HIDDEN -
inside out build ensures security and safety.

Bike Storage

Vertical Bike Locker - 1 Bike**



SPACE SAVING BIKE STORAGE

Our vertical bike locker stores your bike in the smallest of places, By storing the bike on the back wheel you use less floor space, so freeing up valuable garage or garden space.

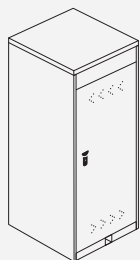
Inside this thick, weatherproof, steel unit is an easy access guide ramp and a wheel retaining clamp. Simply open the heavy duty door, push the bike into the wide guide rail. Your front wheel lifts over the wheel retaining hook, and then drops into place clamping the bike wheel into place. It's that simple, your bike is now safely stored!

"An Asgard shed is one of the heaviest and best quality on the market"

John - The secrets of shedbuilding.com

"Good, solid, value for your money"

Anon.



UNIT DIMENSIONS

Height: 1990mm (6ft 5")
Width: 800mm (2ft 6")
Depth: 1100mm (3ft 6")
Weight: 132Kg (20.7 stone)

BASE DIMENSIONS

880mm x 1200mm

DOOR APERTURE

700mm x 1680mm

Includes space for optional ramp

DOOR CLEARANCE

740mm

RATED BY YOU

"The quality is superior to anything else I have seen."
"Jimbo"

This unit is sent fully assembled.

*** Dependant on size and style of bike.*

FEATURES

132KG IN WEIGHT (THAT'S OVER 20 STONE) -
ideal for use in both private and public areas.

10 YEAR WARRANTY -

UK designed and made units that are built to last.

WEATHERPROOF CONSTRUCTION -

made from strong, galvanised (weatherproof) steel.

PICK RESISTANT BIKE LOCKER SYSTEM -

Euro cylinder lock to protect your bike.

REINFORCED HANDLE SURROUND -

for added strength and security.

PERFECT FOR SMALL AREAS -

use inside the garage or outside the house.

LARGE HEAVY DUTY DOOR -

easy to wheel your bike in and out.

INTEGRAL ALL METAL FLOOR -

for strength and security.

MULTIPLE UNITS BOLT TOGETHER -

for additional strength and security.

INCLUDES 2 X KIT HOOKS -

hang helmets and bags with your bike.

SPACE FOR CYCLE SHOES AND ACCESSORIES -

versatile bike storage.

DESIGNED TO BE BOLTED DOWN -

using the supplied securing bolts - for extra security.

MAINTENANCE FREE -

no repainting or rotting.

EXPOSED SCREW ENDS ARE HIDDEN -

inside out build ensures security and safety.

Vertical Bike Locker- 1 Bike**



FREE DELIVERY
available for UK mainland*



10 YEAR WARRANTY
on all metal storage



08456 580 730
order direct from our UK sales team

Bike Storage

Twin Bike Locker-2 Bikes**

a to b



STORE & SECURE TWO BIKES

The 'Twin' bike storage unit is the perfect way of storing two bikes securely in a discreet manner. Designed as a space saving storage unit, the twin bike store is ideal for areas where space is restricted but bike security is important. Unlike other bike stores the twin bike locker is accessed from the end so the width of the unit is kept to a minimum - ideal for use down the side of a house or flat.

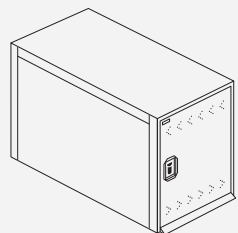
The Twin Bike Locker is suitable for adult or childrens bikes and includes 2 kit hooks for storing your bag or helmets with your bike. The unit is made from tough galvanised (weatherproof) steel featuring a tough 3-point (pick & drill resistant) locking system. A stylish vented front allows air to flow inside and keeps condensation to a minimum.

"The product is excellent and I am happy to recommend it to anyone"

Anonymous

"All together by far the strongest unit we have tested"

Anonymous



UNIT DIMENSIONS

Height: 1205mm (3ft 11")
Width: 900mm (2ft 11")
Depth: 1900mm (6ft 3")
Weight: 99Kg (15.8 stone)

BASE DIMENSIONS

2000mm x 1000mm
DOOR APERTURE
1115mm x 800mm
DOOR CLEARANCE
850mm

RATED BY YOU

"I would like to say that I am 100% happy with my Asgard metal bike store."

Katie

FEATURES

99KG IN WEIGHT (THAT'S OVER 15 STONE) -
substantial units suitable for public and private use.

COMPREHENSIVE 10 YEAR WARRANTY -
UK designed and made, units are built to last.

WEATHERPROOF CONSTRUCTION -
heavy gauge galvanised steel construction.

FITTED WITH A TOUGH 3 POINT LOCKING SYSTEM -
pick and drill resistant locking system.

PERFECT FOR THE SIDE OF A HOUSE OR FLAT -
compact, secure bike storage.

REINFORCED HANDLE SURROUND -
steel plates for added security.

LARGE SINGLE DOOR ACCESS -
effortless loading and unloading of your bikes.

MULTIPLE UNITS BOLT TOGETHER -
ideal for schools or councils.

INCLUDES 2 KIT HOOKS -
hang helmets and bags with your bikes.

AN OPEN FLOOR AREA INSIDE -
no restriction on how you store your bikes.

CAN BE BOLTED DOWN TO THE GROUND -
using the supplied securing bolts.

ALL EXPOSED SCREW ENDS ARE HIDDEN -
no dangerous sharp edges inside the unit.

MAINTENANCE FREE -
no repainting or rotting.

*This unit has no metal base.

** Dependant on size and style of bike.

Twin Bike Locker - 2 Bikes**



FREE DELIVERY
available for UK mainland*



10 YEAR WARRANTY
on all metal storage



08456 580 730
order direct from our UK sales team



FREE DELIVERY
available for UK mainland*



10 YEAR WARRANTY
on all metal storage



08456 580 730
order direct from our UK sales team

Bike Storage

Double Ended Bike Locker - 2 Bikes **



a to b



STORE & SECURE TWO BIKES

Our double ended bike storage unit is the perfect way of storing two bikes totally separately of each other in a discreet and secure manner within the same unit. Designed as a space saving storage unit, the double ended locker is ideal for areas where space is restricted but bike security is important. Unlike other bike stores this bike locker is accessed from **both ends** so the size of the unit is kept to a minimum - ideal for use down the side of a house or flat.

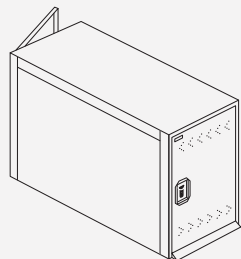
The two independently locking doors (3 point, pick resistant locks on each door), a tough steel internal division AND internal locking points ensures that two bikes can be secured totally independently of each other inside the same unit. Perfect for communal areas or shared accommodation.

"Bridges the gap between the cut price domestic sheds and the more expensive commercial designs"

A to B Magazine

"The sort of thing you want to steer your employer towards"

PR



UNIT DIMENSIONS

Height: 1205mm (3ft 11")
Width: 900mm (2ft 11")
Depth: 2000mm (6ft 7")
Weight: 152Kg (24 stone)

BASE DIMENSIONS

2200mm x 1000mm
DOOR APERTURE
1110mm x 800mm
DOOR CLEARANCE
850mm at both ends

RATED BY YOU

"We are very happy with the bike shed"

John

*This unit has no metal base.
** Dependant on size and style of bike.*

FEATURES

152KG IN WEIGHT (THAT'S 24 STONE) -
substantial units suitable for public and private use.

COMPREHENSIVE 10 YEAR WARRANTY -
UK designed and made units, built to last.

WEATHERPROOF CONSTRUCTION -
tough, heavy gauge steel construction.

TOUGH, DRILL AND PICK RESISTANT 3 POINT LOCK -
keeping the thieves out.

REINFORCED HANDLE SURROUND -
for added strength and security.

LARGE HEAVY DUTY DOORS -
secure yet easy to wheel your bikes in and out.

MULTIPLE UNITS BOLT TOGETHER -
for additional strength and security.

INCLUDES CYCLE KIT HOOKS -
hang helmets and bags with your bikes.

FREE GROUND BOLTS -
bolt the unit to the ground for increased security.

EACH LOCKER DOOR LOCKS INDEPENDENTLY -
with separate keys for each door - great for student flats.

ALL FIXINGS ARE INTERNAL -
inside out build, with no external screws safe and secure!

MAINTENANCE FREE -
no repainting or rotting.

EASY SELF ASSEMBLY -
fully illustrated instructions are provided.

Bike Storage

Addition Bike Shed - 3 Bikes **



Ealing Cycling News

STORE & SECURE UP TO 3 BIKES

The Addition bike store is an all metal bike shed providing secure outdoor storage of up to 3* adult cycles and all of your cycling equipment. Built from tough, galvanised steel, this storage unit offers excellent bike security and an ideal secure store for all of your high value mountain bikes and road bikes. The Addition bike store features a pick and drill resistant, 3 point locking system, an integral full metal floor and a vented roof – keeping your bikes safe AND dry.

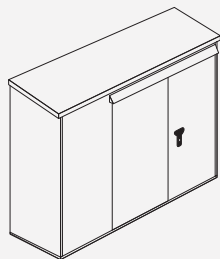
Packed with innovative features the Addition bike store has an integral rain guard to keep the strongest wind and rain out, featuring large, double door access for easy loading and unloading of your valuable bikes. Supplied with a 10 year warranty.

“The best secure bike store we have come across”

What Mountain Bike

“The level of security here makes it a clear best buy”

Bike Radar



UNIT DIMENSIONS

Height (at rear):
1444mm (4ft 7")
Width: 1832mm (6ft)
Depth: 924mm (3ft)
Weight: 103Kg (16.2 stone)

BASE DIMENSIONS

1990mm x 1100mm
DOOR APERTURE
1180mm x 1140mm
DOOR CLEARANCE
650mm

RATED BY YOU

“I have had this product for around 3 years and I am very happy I bought it...”

R

FEATURES

103KG IN WEIGHT (THAT'S 16.2 STONE) -
compare us to the “light weight” competition!

10 YEAR WARRANTY -
free 10 year warranty - a quality product, built to last.

WEATHERPROOF CONSTRUCTION -
heavy gauge, galvanised steel construction.

THREE POINT LOCKING SYSTEM -
pick and drill resistant euro lock.

LARGE DOUBLE DOOR ACCESS -
easy to wheel your bikes in and out.

TRIED AND TESTED -
by the UK's leading bike magazines.

OUR ASGARD VENTILATION SYSTEM -
minimises the build up of condensation.

DOOR HANDING CAN BE CHANGED BY THE USER -
total flexibility!

INTEGRAL WEATHER GUARD -
keeping even the strongest wind and rain out.

FULL METAL BASE -
with free fixings for securing to your concrete base.

MAINTENANCE FREE -
no repainting or rotting.

ALL FIXINGS ARE INTERNAL -
inside out build, with no external screws safe and secure!

EASY SELF ASSEMBLY -
fully illustrated instructions are provided.

** Dependant on size and style of bike.

Addition Bike Shed - 3 Bikes**



FREE DELIVERY
available for UK mainland*



10 YEAR WARRANTY
on all metal storage



08456 580 730
order direct from our UK sales team

Bike Storage

High Security Bike Locker - 3 Bikes **

The
Telegraph



Secured by Design



HIGH SECURITY BIKE STORAGE

The Annexe high security bike store is an LPCB approved unit, suitable for high risk areas, or areas where your unit may be isolated. With the looks of the Addition bike store, the Annexe is even tougher! With **ADDITIONAL** stiffeners, extra bolts, a **five point locking system**, a pick and drill resistant lock and rear lock shroud! This is the ultimate bike store with an LPCB rating.

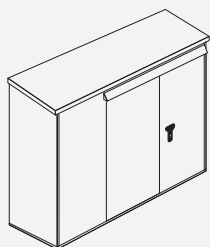
The high security bike locker is made from tough weatherproof steel, with a vented roof to reduce condensation and keep your bikes safe and dry. The large double door access can be handed by the user to suit a specific location. This unit also features an additional rain guard above the door providing a little extra protection in extreme weather conditions.

"Surely be a match for more 'experienced' bike thieves"

Going Going Bike

"It certainly looks like a sturdy bit of kit"

Cycling Weekly



UNIT DIMENSIONS

Height: 1444mm (4ft 7")
Width: 1832mm (6ft)
Depth: 924mm (3ft)
Weight: 138Kg (21.7 stone)

BASE DIMENSIONS

1990mm x 1100mm
DOOR APERTURE
1180mm x 1140mm
DOOR CLEARANCE
650mm

RATED BY YOU

"I am no longer worried about the safety of my cycles."

"MG"

FEATURES

AT 138KG IN WEIGHT (THAT'S 21.7 STONE) -
the toughest protection against theft for your bikes.

10 YEAR WARRANTY -
UK designed and made - built to last.

WEATHERPROOF CONSTRUCTION -
made from galvanised steel.

SECURE SHROUDED 5 POINT LOCKING SYSTEM -
pick and drill resistant - excellent cycle security.

APPROVED SECURE BIKE STORAGE -
approved to Level 1 by the Loss Prevention Certification.

LARGE DOUBLE DOOR ACCESS -
easy access to your bikes.

REINFORCED HINGES, DOORS & PANELS -
to prevent forced entry.

INTEGRAL METAL BASE -
included fixings for securing to your concrete base.

INTEGRAL VENTILATION SYSTEM -
dry and safe like no other product on the market.

FULL METAL BASE -
with free fixings for securing to your concrete base.

MAINTENANCE FREE -
no repainting or rotting.

ALL FIXINGS ARE INTERNAL -
Inside out build, with no external screws safe and secure!

EASY SELF ASSEMBLY -
fully illustrated instructions are provided.

** Dependant on size and style of bike.



FREE DELIVERY
available for UK mainland*



10 YEAR WARRANTY
on all metal storage



08456 580 730
order direct from our UK sales team

Access Bike Locker- 4 Bikes**



FREE DELIVERY
available for UK mainland*



10 YEAR WARRANTY
on all metal storage



08456 580 730
order direct from our UK sales team

Bike Storage

Access Bike Locker - 4 Bikes **



DESCENT
WORLD

CYCLING PLUS
EDITORS'
CHOICE



STORE & SECURE 4 BIKES

The Access is a tough all metal storage unit designed to give you the easiest possible access to your bikes and riding equipment. Designed to hold up to 4 bikes the Access features two large (reinforced) doors, a gas lift (reinforced) lid, a full metal floor and a 3 point locking system (shrouded padlock system with internal steel deadbolts on the doors).

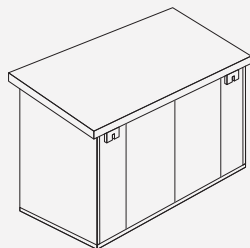
The Access bike store was given 9/10 by Cycling Plus and given the "Editors Choice award" Countless other magazines regard this as the best bike store on the market.

"Excellent attack-proof design"

Radar

"We wouldn't hesitate in recommending for keeping your pride and joy inside"

Decent World



UNIT DIMENSIONS

Height: 1140mm (3ft 8")
Width: 2060mm (6ft 8")
Depth: 1040mm (3ft 4")
Weight: 114Kg (18 stone)
Height (when lid open):
1960mm (6ft 5")

BASE DIMENSIONS

2200mm x 1150mm
DOOR APERTURE
1350mm
DOOR CLEARANCE
780mm

RATED BY YOU

"In a different league to the usual sheds/bike storage units found on the high street"

Paul

This unit requires 100mm at the rear for the lid to open.

** Dependant on size and style of bike.

FEATURES

114KG IN WEIGHT (18 STONE) -

compare the weights of our bike storage!

10 YEAR WARRANTY -

quality uk design and build.

WEATHERPROOF CONSTRUCTION -

heavy duty, galvanised construction.

TOUGH, SHROUDED, TWIN LOCK SYSTEM -

with internal dead bolt.

DOUBLE DOOR ACCESS AND A LIFT UP LID -

easy access to all of your bikes.

UNIQUE VENTILATION SYSTEM -

improves air flow inside the unit, reduces condensation.

INTEGRAL FULL METAL BASE -

with free fixings for securing the unit to the ground.

MAINTENANCE FREE -

no repainting or rotting.

INTERNAL FIXINGS -

no externally exposed fixtures, safe AND secure.

EASY SELF ASSEMBLY -

fully illustrated instructions are provided.



FREE DELIVERY
available for UK mainland*



10 YEAR WARRANTY
on all metal storage



08456 580 730
order direct from our UK sales team

Bike Storage

Access Plus Bike Locker - 4x 29" Bikes **



road.cc
partial powered



STORE & SECURE 4 BIKES

The Access Plus can store up to 4 "29er" bikes*.

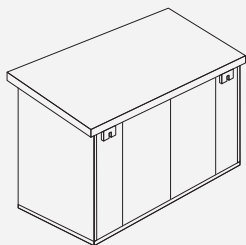
Manufactured from heavy gauge galvanised steel the Access Plus offers both security and reliability. As well as the thick weatherproof steel panels, the Access Plus has an integral metal base for maximum reinforcement and rigidity.

Featuring double door access, and a reinforced easy lift lid (gas lift), the Access Plus makes it easy for you to get your bike in and out whilst maintaining high security for your valuable possessions.

29 inch bikes are becoming a common place amongst cyclists, however with a large wheel base storage can be an issues. With the Access Plus being larger you can now safely store your 29ers with all your riding equipment and have room to spare. The Access Plus has a 3 point locking system featuring a twin shrouded locking system with internal dead bolts.

"Security seems to just ooze out of this shed. It has a lid that lifts up as well as easy access doors. The doors are held secure by a long steel bolt locking bar. The lid then comes down further securing the doors and is held shut with two disc locks..."

Road CC



UNIT DIMENSIONS

Height: 1140mm (3ft 8")
Width: 2306mm (7ft 7")
Depth: 1040mm (3ft 4")
Weight: 122Kg (19.2 stone)
Height (when lid open):
1960mm (6ft 5")

BASE DIMENSIONS

2450mm x 1150mm
DOOR APERTURE
1600mm
DOOR CLEARANCE
870mm

RATED BY YOU

"It's a Good bike shed, it's strong and massive. The Access Plus means I can now safely store my 29er without it cluttering my house."

Kieth

This unit requires 100mm at the rear for the lid to open.

*** Dependant on size and style of bike.*

FEATURES

122.5KG IN WEIGHT (19.2 STONE) -

heavy duty bike storage.

ENGINEERED AND PRODUCED IN BRITAIN -

supplied with a free Asgard 10 year warranty.

MADE FROM WEATHERPROOF STEEL -

tough galvanised construction.

TOUGH, SHROUDED, DOUBLE LOCKING SYSTEM -

coupled with an internal locking bar.

UNIQUE AIRFLOW VENTILATION SYSTEM -

minimises condensation inside even when locked.

DOUBLE DOOR ACCESS WITH A LIFT UP LID -

large reinforced lid for easy access to riding gear.

INTEGRAL FULL METAL BASE -

with free fixings for securing the unit to the ground.

MAINTENANCE FREE -

weatherproof construction, no repainting or rotting.

INTERNAL FIXINGS -


no externally exposed fixtures, safe AND secure.

EASY SELF ASSEMBLY -

fully illustrated instructions are provided.

NO EXPOSED SCREWS OUTSIDE THE UNIT -

screw ends are hidden.



FREE DELIVERY
available for UK mainland*



10 YEAR WARRANTY
on all metal storage



08456 580 730
order direct from our UK sales team

Bike Storage

Gladiator Cycle Store - 6 Bikes**



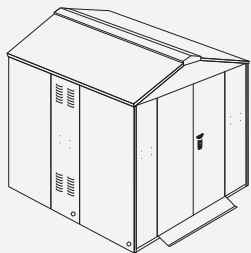
STORE & SECURE UP TO 6 BIKES

The Asgard Gladiator Cycle Store is the widest and most spacious Cycle Store yet. Manufactured from thick, heavy gauge galvanised (weatherproof) steel, it's one of the safest and most comfortable ways to securely store your valuable bikes and cycling accessories. The 18 gauge steel sees the Gladiator Cycle Store weighing in at an incredible 441kg or 69.6 stone.

The Gladiator Cycle Store is wider than all previous Asgard Cycle Stores, measuring at 2.2m wide and featuring double door access. This extra space means you can comfortably manoeuvre around inside and effortlessly get up to 6 bikes in and out. It also comes with an integral metal base which can then be bolted to the ground for even more security.

"This is a great bike shed, we have 4 mountain bikes, all our riding gear and all our garden furniture in, with room to spare"

Online



UNIT DIMENSIONS

Height: 2074mm (6ft 8")
Width: 2258mm (7ft 4")
Depth: 2726mm (8ft 11")
Weight: 441Kg (69.6 stone)

BASE DIMENSIONS

2410mm x 3100mm
DOOR APERTURE
1690mm x 1420mm
DOOR CLEARANCE
760mm

RATED BY YOU

"Well pleased with this product!... Built quality and design are top notch!"

Lloyd

This unit requires 100mm at the rear for the lid to open.

** Dependant on size and style of bike.

FEATURES

441KG IN WEIGHT (THAT'S 69.6 STONE) -

this is a heavy duty Cycle store.

10 YEAR WARRANTY -

designed and manufactured here in the UK.

CONSTRUCTED FROM GALVANISED STEEL -

secure and weather resistant protection for your bikes.

FIVE POINT SHROUDED LOCKING SYSTEM -

approved by the UK Locksmiths Association.

DEAD BOLT DOOR SYSTEM -

unrivaled cycle security.

PICK AND DRILL RESISTANT LOCK -

excellent protection for your precious bikes.

WELDED, REINFORCED CONSTRUCTION -

extra tough for improved security.

REINFORCED DOORS -

heavy duty steel construction.

VENTILATED DESIGN -

hidden vents allow air flow and reduce condensation.

ADDITIONAL VENTILATED SIDES -

maximum air flow to reduce moisture.

LARGE EASY ACCESS DOUBLE DOORS -

walk or ride your bikes straight into your bike shed.

FULL METAL BASE GROUND FIXINGS SUPPLIED -

bolt the unit to the ground for extra security.

FULL ACCESSORY PACK INCLUDED

ramp, wooden sub floor, hook, bike rack and shelves.

ELECTRIC MOUNTING PLATES X4 -

add power to your unit.

Bike Storage

Locksmith Approved Storage - 6 Bikes **



Singletrack



LPS 1175: Issue 07
Cert No. 596b/01

Secured by Design



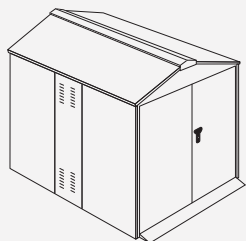
LOCKSMITHS APPROVED CYCLE STORAGE AND MAINTENANCE SHED

Our extra-large cycle shed is a superbly tough, secure bike shed for your most valuable bikes and cycling equipment. This bike maintenance shed is built from heavy duty, galvanised steel panels and features a built in heavy duty metal floor and excellent double door access making the Asgard 6 bike store* perfect for keeping all of your bikes and all of your riding equipment safe and dry whatever the weather.

The extra size of this cycle storage shed is great for storing bikes but is also a versatile bike maintenance shed. Inside this storage shed you can set up your bike stand inside the unit and perform essential bike maintenance in even the wettest weather. As you can see in the product picture several bikes and all of your equipment can be stored together perfect for keeping your bikes in tip top condition. All protected by the 5 point (pick resistant) locking system.

"The shed is a beast, after having 7k of bikes stolen recently I believe that if I had one of these sheds nothing would have gone missing"

DR PB



UNIT DIMENSIONS

Height: 2032mm (6ft 7")
Width: 1580mm (5ft 2")
Depth: 2740mm (9ft)
Weight: 294Kg (46.4 stone)

BASE DIMENSIONS

1730mm x 3215mm
DOOR APERTURE
1690mm x 1420mm
**Includes space for ramp*
DOOR CLEARANCE
710mm

RATED BY YOU

"Huge and impressive Asgard bike shed."
"EEF"

FEATURES

AT 294KG IN WEIGHT (THAT'S 46 STONE!) -
this is the ultimate cycle maintenance/storage combo.

SUPPLIED WITH THE ASGARD 10 YEAR WARRANTY -
a quality UK made product, built to last.

ULTRA STRONG GALVANISED SHED -
made from weatherproof, galvanised steel.

FIVE POINT SHROUDED LOCKING SYSTEM -
approved by the UK Locksmiths Association.

DEAD BOLT DOOR SYSTEM -
unmatched cycle security.

PICK AND DRILL RESISTANT LOCK -
great protection for your "best" bikes.

WELDED HINGES, REINFORCED, STEEL PANELS -
extra tough to prevent forced entry.

REINFORCED DOORS -
thick and heavy to prevent forced entry.

AIR VENT SYSTEM -
minimises moisture inside the unit, keep bikes dry.

ADDITIONAL VENTED SIDE PANEL SYSTEM -
further reducing condensation.

LARGE, EASY ACCESS DOUBLE DOORS -
walk in or ride in your bikes into the unit.


CAN BE BOLTED DOWN TO THE GROUND -
using the supplied securing bolts for extra security.

FULL METAL BASE -
with free fixings for securing to your concrete base.

MAINTENANCE FREE -
no repainting or rotting.

** Dependant on size and style of bike.

Locksmith Approved Storage- 6 Bikes**



FREE DELIVERY
available for UK mainland*



10 YEAR WARRANTY
on all metal storage



08456 580 730
order direct from our UK sales team



FREE DELIVERY
available for UK mainland*



10 YEAR WARRANTY
on all metal storage



08456 580 730
order direct from our UK sales team

Bike Storage

Locksmith Approved Bike Storage - 8 Bikes**

Cycling
WEEKLY

Singletrack
MAGAZINE



LPS 1175: Issue 07
Cert No: 596b/01



HIGH SECURITY BIKE STORAGE FOR 8 BIKES

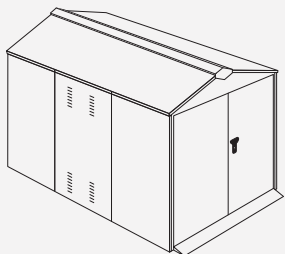
This bike shed is our biggest bike storage unit to date.

Designed to offer secure storage for your most valuable bikes and cycling accessories, this bike shed is made from our tough, galvanised (weatherproof) steel panels and is packed with lots of features to give you the ultimate in bike storage. Including: an electric socket mounting plate, clothing hooks, integral metal floor and a useful maintenance equipment shelf - This is a complete cycle maintenance and storage unit.

This extra-large storage shed is perfect for keeping all of your bikes (stores up to 8 bikes*) and equipment together. This unit is supplied as a full package with hooks, a shelf and a protective wooden sub floor, you can fill this cycle maintenance shed from ceiling to floor. The extra space inside can be used to carry out essential cycle maintenance, keeping you and your prized bikes sheltered from the bad weather.

"The 8 bike shed is great! We use it at the scout hut we keep bikes, sports equipment in – you name it, its in there"

P.Kragon



UNIT DIMENSIONS

Height: 2032mm (6ft 7")
Width: 1524mm (5ft)
Depth: 3330mm (10ft 11")
Weight: 334Kg (52.5 stone)

BASE DIMENSIONS

1730mm x 3790mm
DOOR APERTURE
1690mm x 1420mm
DOOR CLEARANCE
760mm

RATED BY YOU

"Good solid unit, nice to see a quality British made product."

Pete

** Dependant on size and style of bike.

FEATURES

AT 334KG (THAT'S 52.5 STONE) -

this is a massive bike garage - holds up to 8 bikes*.

10 YEAR ASGARD WARRANTY AS STANDARD -

this unit is UK made and built to beat the UK weather.

WEATHERPROOF CONSTRUCTION -

made from galvanized steel.

TOUGH FIVE POINT SHED LOCKING SYSTEM -

the best way to secure a bike.

PICK AND DRILL RESISTANT LOCK BARREL -

helping to beat the bike thieves.

SHED VENTILATION SYSTEM -

is built into the roof around the garage.

EASY ACCESS, REINFORCED DOUBLE DOORS -

walk or ride in your bikes into the unit.

WELDED HINGES AND REINFORCED PANELS -

to prevent forced entry.

FULL METAL BASE -

with free fixings for securing to your concrete base.

MAINTENANCE FREE -

no repainting or rotting.

ALL FIXINGS ARE INTERNAL -

inside out build, no external screws safe and secure!

ELECTRIC MOUNTING PLATE -

for power to your bike shed.

EASY SELF ASSEMBLY -

fully illustrated instructions are provided.

Trojan Plus 7x3 Garden Shed/Bike Shed



FREE DELIVERY
available for UK mainland*



10 YEAR WARRANTY
on all metal storage



08456 580 730
order direct from our UK sales team

Bike & Garden Storage

Trojan Plus 7x3 Garden Shed/Bike Shed



BIKE & GARDEN COMBINATION SHED

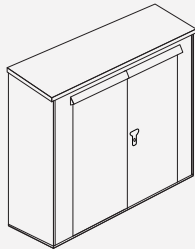
The Trojan Plus is a garden shed/bike storage combination shed. Built from thick, heavy gauge weatherproof steel panels with a tough metal floor and large single door access. This combination garden store is ideal for keeping your everyday garden tools and equipment as well as storing a single road or mountain bike. The Trojan plus is fitted with a heavy duty, 5-point locking system featuring a pick and drill resistant lock and internal dead bolts. Inside the Trojan plus features an optional integral bike rack, designed to hold a single bike. The bike rack features bike locking points and security screws, helping to keep your bike safe from theft.

With an integral rain guard above the door and integral ventilation built into the roof (reduces condensation) this unit is designed to keep the elements out and your bikes and garden tools safe and secure inside.

This UK designed and manufactured garden store exceptionally versatile, suitable for areas where floor space is at a premium or when you need extra height.

"Thanks to all at Asgard for making the purchase so easy"

Bob



UNIT DIMENSIONS

Height: 2110mm (6ft 9")
Width: 2200mm (7ft 2")
Depth: 950mm (3ft 1")
Weight: 160Kg (25 stone)

BASE DIMENSIONS

2350mm x 1100mm
DOOR APERTURE
1760mm x 1572mm
DOOR CLEARANCE
810mm

RATED BY YOU

"The heaviest and best quality on the market"

John

FEATURES

160KG (25 STONE) IN WEIGHT -
heavy and secure, all metal storage.

FULL WEATHERPROOF CONSTRUCTION -
made from strong, thick, galvanised steel.

SUPPLIED WITH A 10 YEAR ASGARD WARRANTY -
garden storage that is built to last.

TOUGH FIVE POINT SHED LOCKING SYSTEM -
high security storage for expensive items.

PICK AND DRILL RESISTANT LOCK -
tough and secure - beat the thieves.

LARGE EASY DOUBLE DOORS -
walk in size - ideal for ladders and bikes.

INTEGRAL VENTILATION AND RAIN GUARD -
helping to keep your equipment safe AND dry.

INTEGRAL BIKE RACK -
store bikes and garden tools together in one secure shed.

INTEGRAL FULL METAL BASE -
with free fixings for securing the unit to the ground.

MAINTENANCE FREE -
weatherproof construction no repainting or rotting.

INTERNAL FIXINGS -
no externally exposed fixtures, safe AND secure.

EASY SELF ASSEMBLY -
fully illustrated instructions are provided.

ACCESSORIES

Accessories available for all Asgard Sheds



SHELVES

Our easy fit shelf kits, work by screwing into pre-drilled holes (additional screws and instructions are provided in the shelf kit). The shelf packs are a great way of storing dangerous tools or heavy equipment off the floor and free up valuable floor space. They are also great for organising your possessions into easy to find places.

The shelves are made from the same strong galvanized steel as the metal sheds, and are manufactured in the same great choice of colours to match your Asgard metal shed. The shelves are also supplied with a free 10 year warranty as standard.

Pack Size: Available as individually, packs or part of bundles.

Colours: Green, ivory and brown.

Size: Various depending on unit.



HOOKS

The universal hooks are produced from the same thick galvanized as the Asgard metal sheds, which gives you durable and long lasting storage. They are ideal for hanging heavy objects out of the reach of children or for keeping delicate equipment off the floor. The corners of the hook are also rounded, ensuring that there are no sharp edges. The screw hole is pre-drilled for you, making the installation of the hooks effortless.

The hooks are supplied in a choice of colours and sold in packs of 5 or 10. A 10 year warranty is also supplied as standard.

Pack Size: Packs of 5, 10 or part of bundles.

Colours: Green, ivory and brown.

Size: 135mm (h) x 40mm (d) x 40mm (w)

Internal depth is 35mm. Front lip is 29mm high.



EYELETS

The eyelets are small and mighty and can be used with a plethora of bike chains and bungee cords. They are produced from the same thick and weatherproof steel as the Asgard metal shed collection. Numerous pre-drilled locations, the eyelets can be installed at any height level making them even easier and tidier to use.

All the necessary screws for the eyelets are supplied as standard and all the holes are pre-drilled to make sure that installation is a breeze. The eyelets are manufactured in a choice of colours (Green, Brown and Ivory) and are sold in packs of 10 with a 10 year warranty.

Pack Size: Packs of 10 or part of bundles.

Colours: Green, ivory and brown.

Size: 60mm (h) x 34mm (w)



RAMP

The universal shed ramp is a tough, metal ramp that will fit all Asgard sheds. The ramp helps you to load heavy items into your Asgard shed with ease, making manoeuvring heavy and bulky items in and out of your shed effortless.

The ramps are easy to install, simply slide the ramp under the shed and the weight of the unit will hold it in place, allowing the door to close over the top. The ramps are made from the same tough weatherproof steel as the units, for long lasting durability. You can choose a colour from our range to match your shed. The universal ramps are sold individually with a 10 year warranty.

Pack Size: Available individually or part of bundles.

Colours: Green, ivory and brown.

Size: 200mm (d) x 1350mm (w)



WOODEN SUBFLOOR

All Asgard steel sheds are built with a tough internal galvanised metal base, but no matter how careful you are, general day to day use may scratch the finish of your Asgard shed floor.

To keep your shed protected and in superb condition, we have created our wooden subfloor packs. These protective wooden floors not only protect the finish they also help to reduce noise inside the storage unit. The floor simply drops into place over the integral metal floor, so fitting is easy with no tools required! Each subfloor pack is pre-cut to the exact size to fit your unit.

Pack Size: Available individually or part of bundles.

Colours: Natural

Size: Various to fit unit.



TOOL RAIL

Tool rails are available for a selection of Asgard garden sheds. Our tool rails have been designed to give you even more storage space and allow you to organise your gardening tools in a neat and tidy manner. Our tool rails are made from the same strong, galvanised steel as our units, giving you unbeatable strength. They are also available in a choice of colours to match your Asgard shed.

As with all of our metal shed accessories, our tool rails are very easy and simple to fit with pre-drilled holes and all the screws provided.

Pack Size: Available individually or part of bundles.

Colours: Green, ivory and brown.

Size: Various sizes available depending on unit.

ACCESSORIES

Accessories available for all Asgard Sheds



BIKE STAND (SOLD INDIVIDUALLY)

With pre-drilled holes, installing these 2 bike stands couldn't be simpler. With the use of a socket wrench and drill, these bike stands install quickly and easily with minimal effort. They are only available in the one colour (as seen in the images) and come provided with all necessary nuts and bolts.

Pack Size: 1

Colours: Grey

Size: To fit width of compatible unit



BIKE RACK (4 OR 6 BIKES)

The bike rack is made from tough, galvanised (weatherproof) steel - made from 18 gauge steel (1.2mm). This retrofit bike rack will hold up to 6 bikes inside your Asgard Gladiator bike shed. Designed as a customer fit, this rack will fit into your Asgard Gladiator shed in minutes* using only minimal tools. Fitting this Bike rack couldn't be easier. Select where you want the wheel holders to be situated, use the supplied nuts and bolts to secure the wheel holders to the back plate.

Then simply remove 3 existing screws from your shed, line up the holes on your new Asgard bike rack, and refit. Now you have a full bike rack inside your shed.

Pack Size: 2

Colours: Green, ivory and brown.

Size: To fit width of compatible unit



METAL BIKE RACK (1 BIKE)

Made from heavy duty, galvanised steel this bike rack will fit into any* Asgard shed. With this simple retrofit pack you can turn an* Asgard garden shed into a secure bike storage shed.

Designed to be a home fit, the heavy duty rack can be fitted into your Asgard shed in minutes* - using only a screw driver. Simply choose the position where you would like to hang your bike (varies depending on shed model) unscrew existing fittings and fix the rack - simple.

* Fits the Trojan Plus, Centurion, The Gladiator and selected Flexistore sheds only.

Pack Size: 1 Metal Bike Rack

Colours: Green, ivory and brown.

Size: 580mm (h) x 284mm (d)



GROUND ANCHOR

Ground anchors offer the best in bike and motorcycle security. These ground anchors are tough, hardened metal covers or loops are bolted to the ground for maximum resistance against theft.

Ground anchors can be used in all of our bike sheds for even more security. Simply drilling through the integral shed base and fixing the anchor into a 100mm deep base - please read the instructions supplied with your anchor and shed for full details. Many of our ground anchors are sold secure rated (and approved by insurance companies) - suitable for cycles or motorbike users.

Pack Size: 1

Colours: N/a

Size: N/a



LOCKS

With a stainless steel body and exceptional design, the Stainless Steel High Security Disc Padlock combines corrosion resistance and high security. When the disc padlock is in the locked position, the distinctive shape offers protection to the shackle from most forms of attack. This low cost anti-theft device is ideal to keep your shed locked safe and secure, giving you the high security protection you need.

With a useful Keyed Alike feature - all padlocks operate with the same key offering a convenient solution where the padlocks on multiple doors can be secured with only one key thereby eliminating the need to carry more than one key.

Pack Size: Pack of 2

Colours: Stainless Steel

Size: One size

Asgard Feedback

Reviews and comments from magazines

Singletrack
mountain bike magazine

CYCLING PLUS

DESCENT
WORLD

MOTOR
CYCLE
M O N T H L Y

Cycling
WEEKLY

Ealing Cycling News

REVIEWING THE CYCLE STORAGE X 8

"The level of detail included in the build is impressive and it comes with everything you need, though it must be sited on either concrete foundation or solid patio, The lock on the door is a triple point contact system using Yale-style cylinder keys. You can also buy a wireless infa-red alarm from Asgard, and if anyone were to try and break in, the fact is essentially a huge steel drum means they at least won't be able to do it in silence. Overall if you are a typical domestic male you will be in shed heaven with the Asgard. The level of security it offers is second only to a well- padlocked shipping container."

REVIEWING THE ADDITION BIKE SHED

Cycling Plus magazine rated our store 9/10 and wrote, "The best bike storage we've seen by a long way. Storage is always a problem for cyclists. Our bikes are often the second most valuable items we own after the car – sometimes they're worth a lot more – so we tend to bring them into the house. But bikes just aren't designed for leaning up in hallways or stuffing under beds. So if you're fed up tripping over your bike around the house and want to keep it and all the other mucky cleaning, tweaking and riding paraphernalia outside the house where it won't get nicked – one of Asgard's bike stores could be what you're after."

REVIEWING THE ACCESS BIKE STORAGE

"Usability of the unit is top notch. Access is gained through large double front doors as well as the whole roof of the unit lifting up making getting bikes in and out a breeze. The inside itself is particularly spacious, initial concerns that 4 bikes was a little optimistic proved unfounded with 4 bikes fitting with ease along with my strimmer and tool boxes!..."
"For those of you used to having your bikes inside your house will of course be concerned about protection from the elements. No concerns here, all access points are well shielded from the elements and the galvanised steel construction should give great protection over time."

REVIEWING THE CENTURION

It's big, expensive and tough - but it can also get bigger with a series of extension packs. Ideal if you're a collector or someone with a large tourer. It's the only bike shed that is UK locksmith approved and - better still - the size and weight means that if you have your bike stored in this overnight, your insurers class it as 'garaged'.

REVIEWING THE ANNEXE BIKE STORAGE

'We were really impressed with the Asgard Annexe we featured in the February 24 issue with its room for up to three bikes. But knowing you lot as well as we do, we also know that most will own more than three bikes (don't worry your secret is safe with us!). Which got us to thinking about what we would do if we wanted to store more. Enter the Asgard storage garage... With a floor area measuring five foot by nine, it'll hold quite a few more than three bikes. In fact it's almost high enough to stand in and can be fitted with a hook rail and shelf so there are several options when it comes to storing bike stuff in it.'

REVIEWING THE ADDITION BIKE SHED

'First impressions are good, the unit really does fit 3 bikes as the photographs show the shelving unit makes a big difference to store the usual stuff. The unit feels rock solid and very secure and the lock should be enough to deter most people. The model up allows you to add your own padlock. The whole thing can be secured further by using ground bolts and there are optional ground anchors too...'. "I prefer this over the Trimetal model, the shelving and hooks are a nice touch and not being top opening means you can store things on top of it.'

David Eales

road.cc
pedal powered

MOTORCYCLE
SPORT & LEISURE

**The
Telegraph**



RiDE

REVIEWING THE ANNEXE BIKE SHED

'It is as solid as it looks. It's made from 1.2mm thick galvanised steel panels and weighs an impressive 103kg. It's not going anywhere easily, and for further security the metal base can be bolted to the floor. There's a three-point locking system, and the main lock is a Euro cylinder claimed to be pick and drill resistant. It arrived flat packed on the back of a lorry. There's quite a few pieces, and the biggest bag of bolts I've ever seen in my life. Fortunately my fear at constructing it proved unfounded, the instructions are easy to follow and it goes up easily in a short space of time.'

REVIEWING THE MOTORCYCLE PLUS

'Asgard is a company based in Bradford, that makes high quality, steel sheds and garages in all kinds of sizes. I've got a couple of mates who have on it its units and so I've seen the quality first hand. The Motorcycle-Plus unit looked perfect for me – big enough (5ft wide x 10ft 9in deep x 6ft 7in tall) for two bikes, counts as a garage for insurance purposes (and is a darn sight more secure than most up-and-over garage doors), but needs no planning permission. At £1199, it's a lot cheaper than building a garage too.'

REVIEWING THE ANNEXE

'This is a beast of a bike shed. Comes in green or ivory it can store three bikes (including, and I've tried, bikes with baskets), plus helmets, shoes and all other cycling paraphernalia. The shed is made from thick galvanised steel panels (11 in total), more than 150 screws, brackets and fixing devices and has a heavy-duty integral metal, 5-point locking system; the main lock is a Euro cylinder which is claimed to be pick and drill resistant. It needs around 2 square meters of outdoor space and a flat, concrete surface to sit on. Asgard can construct it for you - but if you try it yourself you will need a powerdriver screwdriver and a friend to help.

REVIEWING THE MOTORCYCLE GARAGE

'The Asgard Motorcycle Garage was put through rigorous testing by the UKLA to analyse the overall security and build quality. From delivery through to self assembly. The UKLA did it all. We are happy to report the Asgard motorcycle garage did pretty well indeed!! The Asgard motorcycle garage has been designed and manufactured here in the UK (Yorkshire) to the highest standards and represents the best in home grown UK engineering and manufacturing. Made from fully galvanised steel, this weatherproof motorcycle garage features a drill and pick resistant lock, a fantastic 5 point locking system and dead bolts!'

REVIEWING THE ANNEXE

'Its credentials looked good on paper: 5-point locking system, with reinforced doors, panels and hinges etc.. In addition and it has received LPCB approval. We wanted to test out how strong it was and how much of a beating it would take. As a result we decided to give the Annexe a going over with a hammer, crank and screwdriver (basic tools in a bike thief's armoury) to see what it could withstand. You can check out how we, and the Annexe, got on in our video.

Conclusion: It is green, made of steel, heavy duty and can withstand a proper pounding. We know because we tried to give it one!'

REVIEWING THE MOTORCYCLE

'Spending £1300 on a metal garage is a serious decision, especially when the same amount of money could buy one hell of a wooden shed. But after a few months using this Asgard garage I've been converted. If security is an issue then this could be the answer. Secure locks give the doors a sturdy feel, and steel sides and roof would defeat all but the most serious of tools. The interior has a plug socket and vents so wet bikes can dry and there's a shelf for your helmet. It's designed for one bike but you could squeeze two bikes in. It only takes up minimal room, but needs a concrete or slab base.'

Asgard Feedback

Reviews and comments from customers

"An Asgard shed is one of the heaviest and best quality sheds on the market and so their self weight and goods stored within them often mean that anchoring the base is not required for sheltered locations".

John
The secrets of shed building.com

"We couldn't be happier with our shed. We've cleared out our hallway of scooters, bikes, helmets, travel car seats and even the pushchair so now have so much more room. Especially happy as it's really secure".

Nessie
Twin Bike Locker

"Very happy with delivery, requested that they call an hour beforehand so I can make sure I'm in - called as expected and arrived within the hour. Unit took my partner and I about 1.5 hours to build. Very happy with the build quality and very happy with the security".

JJ
Access Storage

"The quality is superior to anything else I have seen."

Jimbo
Vertical Bike Locker

"Feels very secure and solid, worth every penny to protect your pride and joy"

Paul B
High Security Bike Locker

"Excellent quality - keeps my bike dry and very secure without taking up too much space in the garden. I would definitely recommend.

S-Gas
Single Bike Locker

"The whole process was very well managed from the first order to deliver and staff were helpful and a pleasure to deal with. My new and old bikes are very happy in their new home!"

Jim
Single Bike Locker

"I thought the quality of your product is excellent. The shed it replaced was a cheapo from B&Q or similar, it was not nearly as good quality, much thinner material, loads more parts, much harder to assemble, never looked too good. The other larger shed (still in use) is better quality, still not nearly as solid as Asgard, but took us days to put together :-(. When it starts falling to bits, we'll replace it with an (Asgard) Trojan".

"Now some 4 years old, this store is still in very good shape. Weather & burglar proof. Storing 2 bikes, pots of paint, garden cushions and lots more. Arrived on time. Managed to assemble and secure to the paving slab base single handed."

Anitadee
Addition Storage

"Huge and impressive Asgard bike shed... I'm also thinking of buying on of your extension modules to make it even bigger!"

EEF
Locksmith Approved Bike Shed (6 Bikes)

"The bike shed is excellent, very secure and weatherproof. We have had it for a couple of years with absolutely no problems."

Huds
Addition Storage

"... strong as an ox"

Elton
Access Plus



Asgard Steel Storage
1392 Leeds Road, Bradford, BD3 7AE

08456 580 730

Order Online: www.asgardsss.co.uk

