
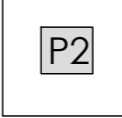
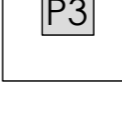


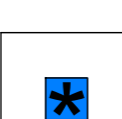






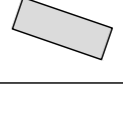


LEGEND

- 
P1 Rota Rock
 Providing bouncing and rocking motion. Rocking platform with textured grip, angled stainless steel handles and 3 x flexible springs. As supplied by Playdale or similar approved.
- 
P2 Wigwam
 Coloured CGL panels with laminated timber legs. 3x closed and 3x open sides. Bespoke theming available. As supplied by Playdale or similar approved.
- 
P3 Spring Motorbike and Spring Chicken
 Bright coloured horse/chicken shaped panels, with hand grips, foot rests, seat and flexible spring. As supplied by Playdale or similar approved.
- 
P4 Sea-Horse Seesaw
 Providing bouncing and rocking motion. Improves balance and coordination. As supplied by Playdale or similar approved.
- 
Rubber Steps
 Upright rubber steps, fixed into ground to a max. height of 0.2m above ground. As supplied by Playdale or similar approved.
- 
Self Closing Gate 1.2m
 To provide security to play area, 1.2m high with self closing mechanism. Black powder coated metal. As supplied by Playdale or similar approved.
- 
Sign
 To provide information about play area, 90 x 60 cm sign on timber legs with green CGL background. As supplied by Playdale or similar approved.
- 
Bin
 Timber Litter Bin with lid. As supplied by Playdale or similar approved.
- 
1.2m High Stone Wall
 To match other walls within development.
- 
Block Paving-Shared driveways
 To be Marshalls Tegula Priora permeable block paving. 160x240 in Harvest herringbone. As supplied by Marshalls or similar approved. With concrete kerbs to roads.
- 
Block Paving
 To be Marshalls Myriad Priora permeable block paving. 300x300x80 in Twilight. For private paths. Herringbone. As supplied by Marshalls or similar approved.
- 
Rubber Chippings Bark Mulch
 Providing safety surfacing. Available in various thickness depending on the free height of fall of the equipment to be install. To be in three toning colours-brown, dark green and royal blue. As supplied by Playpark or similar approved. Steel edging to be installed supplied by Kinley systems or similar approved.
- 
Seat
 Timber Seat with back and arm rest, 1.7 x 0.6 x 0.9m. As supplied by Playdale or similar approved.

For Planting Plan See TPM Drawing : 3048 201-202 Planting Plan

GENERAL NOTES

1. This drawing is the copyright of tpm landscape Ltd and cannot be reproduced in any form without the consent of the company.
2. This drawing is to be read in conjunction with detail landscape drawings, details and specification.
3. This drawing is to be read in conjunction with all relevant Architects', Engineer's, Specialist's, Bills of Quantities and Specifications.
4. The insertion of any firm or proprietary brand on this drawing is an indication of the class or quality required and does not exclude the use of alternative materials that are equal in performance, quality and appearance, provided that they have been approved in writing by the Landscape Architect.
5. The Contractor is responsible for accurately ascertaining the position of underground services and responding to all relevant service easement requirements.
6. All dimensions are in millimetres unless stated otherwise, for the purposes of construction this drawing must not be scaled and only written dimensions used. Written and scaled dimensions to be checked on site, any discrepancies reported prior to work commencing. IF IN DOUBT PLEASE ASK.
7. All work and materials are to be in accordance with the relevant British Standards and Code of Practice.
8. All Proprietary products are to be used strictly in accordance with the manufacturer's instructions and details.

REVISION NOTES

Rev	By	Description	Date
A	EG	Client name change	09.05.18



P1 Rota Rock



P2 Wigwam



P3 Joined Motorbike



P4 Sea-Horse Seesaw

Client
Mr D Lambert

Project
Spout Farm, Longridge

Description
LAP Design

Status
For Planning

Scale @ A2
1:50

Drawn
AB

Checked
EG

Date
01.05.18

Job number
3048

Drawing number
102

Revision
A

tpm landscape
 chartered landscape architects
 address: 4th Floor Studio 10 Little Lever St Manchester M3 1HR
 tel: 0161 235 0600 fax 0601 email info@tpmlandscape.co.uk