



Catering Engineering LTD

Date: 7th April 2018

Extraction System Proposal

R.E. Tahir, Speed Parlour, Chatburn Road, Clitheroe, BB7 2AP

Further to my visit at your premises regarding the installation of a fume extraction system at your premises, we will be installing an extraction system that will achieve the desired performance, and to keep it within the desired council regulations, to abate excessive noise, reduced gaseous odours and small grease or food particles.

The external aspect of the extraction system was designed to be compact, accessible with low acoustic and visual pollution. With this in mind the design process identified the external inline duct unit as being the most suitable. This comprised of filter pods for secondary filtration, coupled directly to the fan and attenuator and terminating with high velocity cowl. We will also be installing a fresh air intake fan to allow fresh air to circulate inside the premises.

<i>Fitting</i>	<i>Specification</i>	<i>Description</i>	<i>Page</i>
Fan	Flakt Woods 40 JM Fan	Single phase long case fan	2
Fresh Air Fan	Vent-Axia 355mm	Plate Mounted Axial Fan	5
Primary Filter	Jasun Baffle Filter	Stainless steel grease filters	7
Pre-Filter	Farr Camfil 30/30 (G4)	400 X 400 X 40mm pleated pre filter of fine grease particles, second stage	8
Carbon Filter	Jasun Carbon Panels (ACKI)	400 X 400 X 40mm activated carbon filter, reduced cooking odours enhanced garlic odour removal	9
Attenuator	Helios Circular Attenuator 8757	400x1200mm with acoustic reduction medium	11
Termination	Jet Cowl with Mesh Guard	Vertical exhaust gas termination, cut to prevent rain ingress, meshed to abate small birds	12
Sketch		A visual guide of where the duct flue will come out from	13

This covering letter forms part of 'The Extraction System Proposal Document', comprising of all relevant information (explained within contents page).

Furthermore, all the work will be fitted by us, except for electrical and gas plumbing work, however assistance will be given to help you with all electrical diagrams et al. If you have any further queries please do not hesitate to contact me.

Amina Parveen

Fan: Flakt Woods 40JM



Northern Fan Supplies Ltd
 Technical Data Sheet
 JM Aerofoil



Quotation Number :
 Project Name : EasternEngineering
 Item Reference:
 Project Code :
 Customer :
 Date: Wednesday, May 9, 2018

Fan Code: 40JM/16/4/5/40
 Fan Diameter / Size: 400 Size / mm
 Blades: 5
 Installation Type / Form of Running: C / B
 Fan Casing: Long
 Motor Frame: BT9 [Class F]
 Motor Rating: 0.250 kW
 Full Load Current: 1.56 A
 Starting Current: 3.45 A
 Motor Mounting: Pad
 Electrical Supply: 220-240 Volts 50 Hz 1 Phase
 Start Type: DOL
 Motor Winding: Standard
 Enclosure: Standard All
 ErP [FMEG] Rating: N 42 (ErP Compliant)
 ErP [FMEG] Target: N 40
 FMEG Blade Angle [Range]: 34° [34° - 40°]
 Measurement Category: C (Static)
 VSD: N
 Fan + Motor Efficiency: 33.0% (0.82 m³/s @ 126 Pa)
 Motor Input Power (ErP): 0.314 kW
 Air Density: 1.2 kg/m³ / 20 °C / 0 m / 40% RH
 Smoke Venting: Non Smoke Venting
 Product Number: EJ411452

Performance data has been derived from tests carried out in a Flakt Woods laboratory, in accordance with ISO 5801 and is specifically applicable for Ducted installations. When an electronic controller is incorporated, enhanced motor noise can occur - particularly when the operating speed is well below maximum. FWL therefore recommend using an auto transformer speed controller for noise sensitive applications. Bifurcateds are Erp exempt when used continuously at >100C. They are not for use in the EEA at lower temperatures.

Acoustic data has been derived from tests carried out in a Flakt Woods laboratory, in accordance with BS 848 Pt 2, 1985 / ISO 5136 under Ducted conditions. The LpA figure provided is the overall Inlet sound pressure level calculated at the specified distance, under spherical, free field conditions. Breakout levels stated are estimated from induct sound power levels and are provided for guidance.

Acoustic figures for adjusted running speeds have been interpolated and are for reference only.

Terms and Conditions: This offer is made subject to the terms and conditions detailed on the accompanying letter.

Description	Qty
Fan	
EJ411452 - 40JM/16/4/5/40	1
Accessories	
Thermostat	1

Unit EJ Loughford Trading Estate
 Thomas Street, Lancashire, M32 0JT
 Tel: 0161 864-1777 Fax: 0161 864-2777
 Printed on 09 May 2018

Website: www.nfan.co.uk
 Email: mike@nfan.co.uk
 Copyright Flakt Group 2003 - 2018
 Selection Engine: 3.1.3.2b

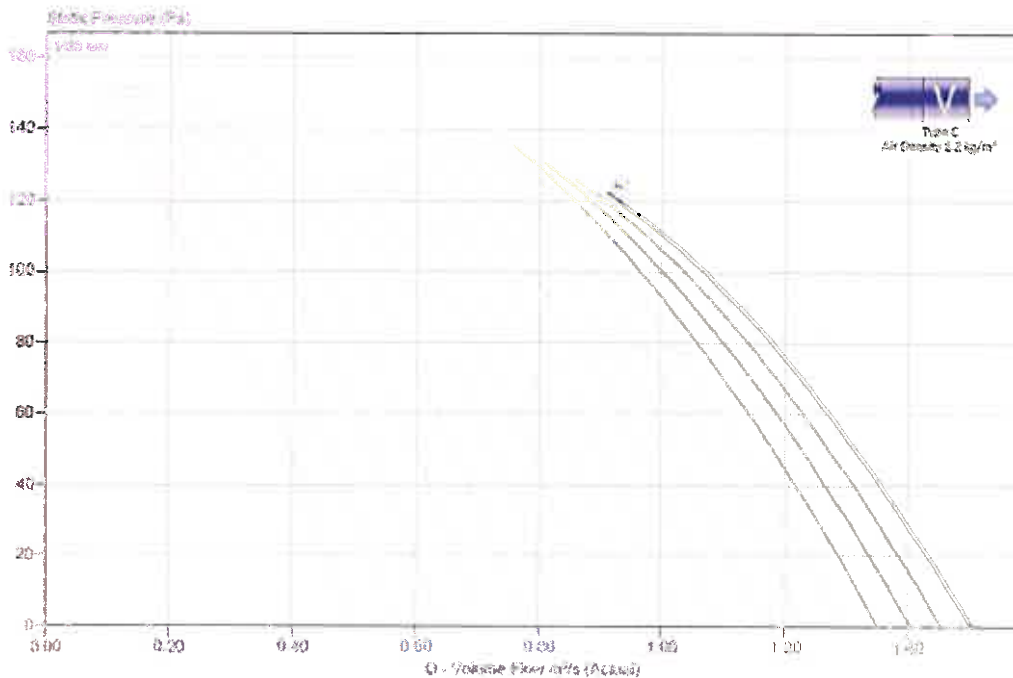
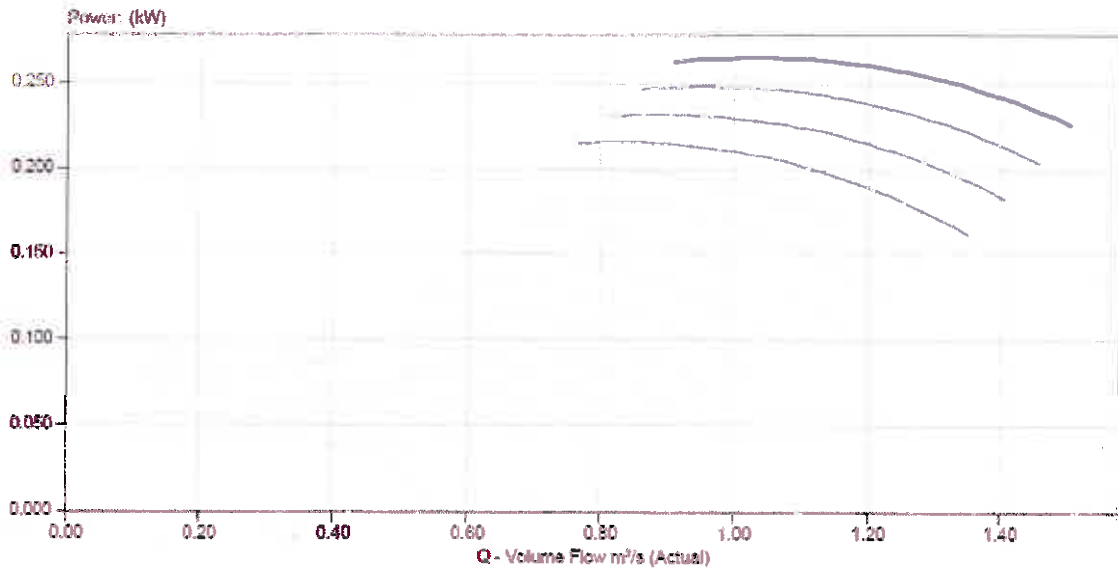


Northern Fan Supplies Ltd
Performance Chart
JM Aerofoil



Quotation Number	:	Project Code	:
Project Name	:	Customer	:
Item Reference	:	Date	:
		Fan Code	:

Project Name : EasternEngineering
Date : Wednesday, May 9, 2018
Fan Code : 40JM/1S/4/5/40



Unit E1 Longford Trading Estate
Thomas Street, Lancashire, M32 0JT
Tel: 0161 264-1777 Fax: 0161 264-2777

Website: www.nfan.co.uk
Email: mike@nfan.co.uk
Copyright Flakt Group 2003 - 2018

Printed on: 09 May 2018

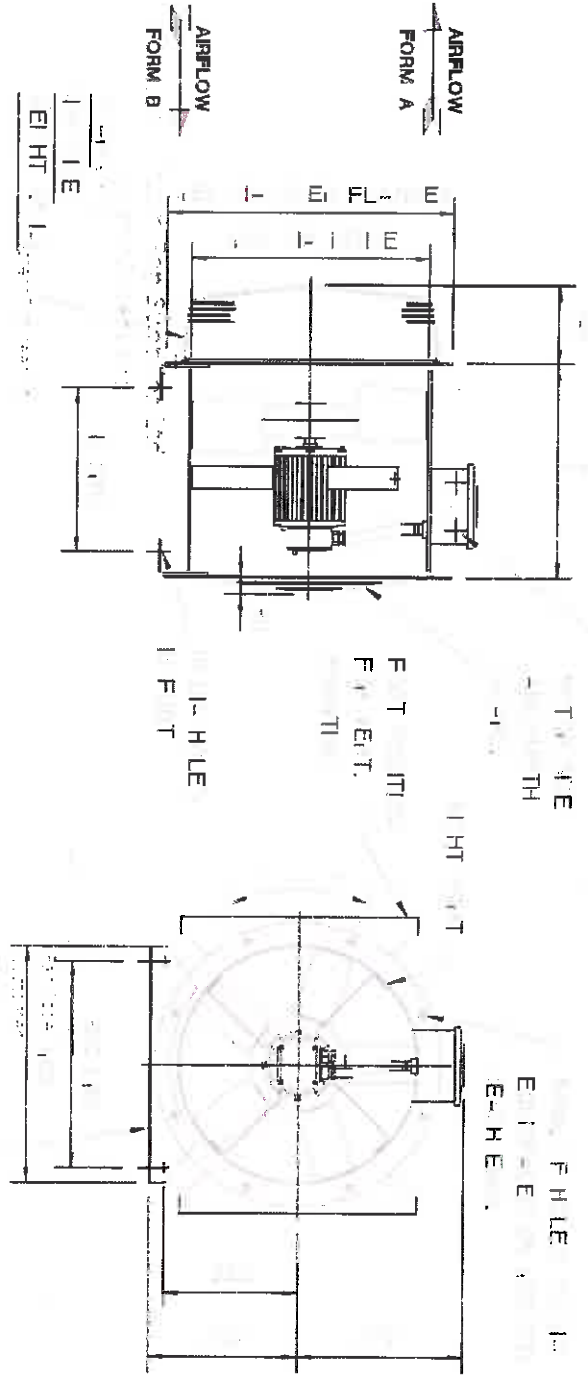
Selection Engine: 3.1.3.2b



Northern Fan Supplies Ltd
 Drawing and Dimensions
 JM Aerofoil



Quotation Number	:		Fan Code	:	40M/16/4/5/40
Project Name	:	EasternEngineering	Customer	:	
Item Reference	:		Date	:	Wednesday, May 9, 2018



C	375
K	289
Weight (kg)	25

Notes: Dimensions shown in mm / Weight in kg
 This drawing shows dimensions that should be used as a guide only and are subject to change. Certified drawings are available on request.
 Reference: ID269016

Unit: E1 Longford Trading Estate
 Thomas Street, Lancashire, M32 0UT
 Tel: 0161 864-1777 Fax: 0161 864-2777
 Printed on 09 May 2018

Website: www.nfan.co.uk
 Email: mika@nfan.co.uk
 Copyright Flakt Group 2003 - 2018
 Selection Engine: 3.1.3.20

Fresh Air Fan: Vent-Axia 355mm

EuroSeries® (ESP)

Plate Mounted Axial Fans

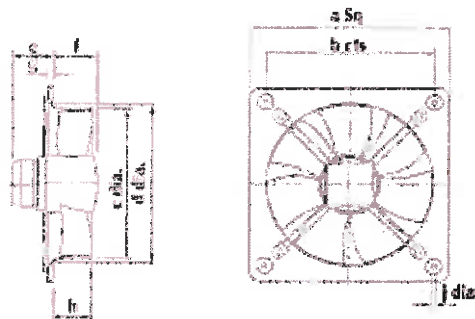


from Vent-Axia

Features & Benefits

- Die cast aluminium impellers
- Fully speed controllable
- Air Volumes up to 13.89m³/s
- Sizes 315 to 1000 dia protected to IP54
- Operating Temperatures from -40°C up to +70°C Motor
- Insulation Class F
- Thermal overload for motor protection
- All units reversible - Supply or Extract
- Tough epoxy paint finish
- Quality Assurance to BS EN ISO 9001:1994
- Performance tested to ISO 5801

Dimensions (mm)



Dia	a	b	c	Ød	a	f	c	h	Ø _h	Kg
350	370	320	256.5	354.5	84	80	5	30	7	2.4
315	400	380	320	325	84	74	10	70	9	6.3
355	485	435	397	375	86	87	21	75	9	7.3
400	540	490	412	420	93	100	12	88	9	10.2
450	575	555	453	480	86	109	14	96	11	13.8
500	655	615	517	523	84	143	16	104	11	17.3
560	725	675	588	589	87	142.2	18	110	11	24
630	805	750	643	661	87	142.5	30	130	11	45
710	890	810	720	763	87	176.5	30	150	14.5	31
800	970	920	804	887	84	244	17	193	14.5	38
1000	1370	1310	1009	1067	40	264	30	200	14.5	24

Vent-Axia

Roof Units



Performance Guide

Size	Phase	Pole	Stock Ref	RPM	Rating	0	25	50	75	100	125	150	200	250	300	Motor kW	S.C. Amps	P.A.C. Amps	dBa @ 3m
250	1	2	ESP25012	2440	IP44	0.46	0.43	0.4	0.37	0.34	0.31	0.27	0.24			0.38	1.13	0.6	59
250	3	2	ESP25022	2700	IP44	0.57	0.57	0.53	0.52	0.5	0.45					0.35	2.5	0.62	61
275	1	2	ESP27512	2690	IP54	0.52	0.56	0.56	0.57	0.58	0.54	0.5	0.48			0.48	2	2.1	54
315	3	2	ESP31522	2800	IP54	1.06	1.03	1.05	0.98	0.95	0.89	0.81	0.74			0.48	3	0.9	60
320	7	4	ESP32014	1740	IP44	0.21	0.17	0.12	0.07							0.24	0.3	0.16	44
375	1	4	ESP37514	1320	IP54	0.57	0.5	0.42	0.34							0.15	1.38	0.7	50
375	3	4	ESP37534	1320	IP54	0.55	0.52	0.44	0.35							0.11	3.1	0.27	45
355	1	4	ESP35514	1320	IP54	0.96	0.87	0.76	0.63						0.19	1.45	0.84	53	
375	1	4	ESP37514	1320	IP54	1	0.92	0.81	0.71							0.17	1.15	0.37	49
400	1	4	ESP40014	1350	IP54	1.4	1.28	1.16	0.97							0.33	2.4	1.45	56
400	3	4	ESP40034	1350	IP54	1.49	1.38	1.23	1.08							0.26	2.3	0.24	51
420	1	4	ESP42014	1370	IP54	1.72	1.6	1.46	1.34	1.11						0.38	2.6	1.6	61
420	3	4	ESP42034	1380	IP54	1.8	1.7	1.59	1.43	1.24						0.35	2.4	0.4	56
500	1	4	ESP50014	1280	IP54	2.1	1.97	1.82	1.64	1.41						0.51	4.3	2.3	55
500	3	4	ESP50034	1340	IP54	2.27	2.11	2.03	1.9	1.75	1.54					0.55	3.7	1.02	58
500	1	4	ESP50014	1320	IP54	3.72	3.58	3.44	3.32	3.11	2.94	2.75				1.4	9.1	6	63
500	3	4	ESP50034	1290	IP54	3.42	3.24	3.08	2.92	2.67	2.38	2.05				1	7	1.2	60
630	1	4	ESP63014	820	IP54	5.09	4.92	4.77	4.62	4.41	4.26	4.02	3.47	3.74	3.72	2.3	9	9.6	70
630	3	4	ESP63034	820	IP54	5.19	5.01	4.86	4.71	4.47	4.22	4.02	3.41			1.9	14	3.2	64
710	3	4	ESP71034	1000	IP54	6.81	6.65	6.49	6.34	6.18	5.94	5.72	5.32	4.82	4.42	2.9	14	5.3	72
800	3	4	ESP80034	1240	IP54	10.39	10.1	9.91	9.57	9.19	8.79	8.43	7.71	7.2	6.72	4.21	24	8.4	78
322	1	6	ESP32216	953	IP54	0.69	0.53									0.29	1.3	0.46	44
330	3	6	ESP33016	910	IP54	0.67	0.55									0.29	0.5	0.25	42
400	1	6	ESP40016	940	IP54	0.98	0.71									0.12	1.4	0.5	43
400	3	6	ESP40036	920	IP54	0.96	0.72									0.11	0.9	0.28	40
420	1	6	ESP42016	915	IP54	1.13	0.99									0.17	2.7	0.77	50
420	3	6	ESP42036	892	IP54	1.15	1	0.72								0.12	1	0.24	51
500	1	6	ESP50016	910	IP54	1.45	1.27	0.96								0.25	4.74	1.35	58
500	3	6	ESP50036	900	IP54	1.32	1.15	1.16								0.23	1.3	0.36	56
500	1	6	ESP50016	880	IP54	2.46	2.11	1.95	1.65							0.43	4.6	1.95	56
500	3	6	ESP50036	890	IP54	2.39	2.11	1.82	1.62							0.39	3.73	0.21	50
500	1	6	ESP50016	880	IP54	3.13	3.06	2.73	2.45							0.6	5.3	2.7	57
500	3	6	ESP50036	892	IP54	3.27	3.1	2.8	2.48							0.59	4.6	1.3	56
710	1	6	ESP71016	850	IP54	4.56	4.24	3.9	3.53							0.97	8	4.1	60
710	3	6	ESP71036	840	IP54	4.71	4.31	4.11	3.5	3.25						1.1	7.7	2.9	62
800	1	6	ESP80016	900	IP54	6.3	5.94	5.58	5.22	4.67	3.95					1.4	11	2.7	64
1000	3	6	ESP100036	745	IP54	12.89	12.35	12.04	11.73	11.27	11.02	11.46	10.38	10.26	9.72	3.5	47	10.5	77
630	3	6	ESP63036	430	IP54	1.79	1.29									0.31	1.5	0.65	55
710	1	6	ESP71016	830	IP54	2.4	2.08	2.27								0.43	3.3	1.1	55
800	3	6	ESP80016	670	IP54	4.82	4.35	3.84								0.69	5	1.73	58
1000	3	6	ESP100036	670	IP54	9.72	9.22	8.91	8.42	7.85	6.43					2.2	13	4.1	65

For best results, ensure unit, damp reduced by 20%.

Primary Filter: Jasun Baffle Filter Model GFBE-2020

Issue Date: 17 September 2012 5:26 AM



GENERAL DESCRIPTION

These filters are designed for use in commercial kitchens and ventilation from food preparation areas where their primary function is to reduce flame from travelling from the cooking area up into the extract duct.

Construction

These filters are manufactured by rolling stainless steel to create a series of baffle plates which are welded onto a sub frame. The sub frame is then wrapped with the outer frame.

Features

- Strong Double frame construction
- Scratch Free outer surface
- Bright Polished Surface
- Fold down handles
- Drain Holes
- Rolled Safety Edges
- Low Price
- Ex-Stock Delivery

Frame Material

- Stainless Steel to Specification BS1449(2)
- Bright Polished Surface




Pre-filter: Farr G4 610x610x50

Pre-Filtration: G3 to G4

Pleated Filters

30/30



Advantages

- Water resistant cardboard frame
- Conception with girders/ crossbars
- Diagonal stiffener stuck to media to keep the spacing of folds, protect and maintain the filter
- Fully supported media bonded onto a wire support grid
- Rounded pleats for a maximum capacity of dust retention and facilitate airflow through the media
- Replaceable filter media

Application: Primary filter for air conditioning systems.

Type: High performance disposable pleated panel filter.

Case: Rigid water resistant cardboard.

Media: Mixture of cotton and synthetic fibre.

EN779:2012 efficiency: G4.

Gravimetric efficiency: 92%.

Recommended final pressure drop: 250 Pa.

Temperature: 70°C maximum in continuous service.

Holding frames: Front and side access housings and frames are available. Type S, Type L, and FC Housings.

Dimensions (WxHxD)mm	Filter classification (EN779:2012)	Air flow (pressure drop) m³/min/Pa	Media area (m²)	Unit weight (kg)	Unit volume (m³)
305x305x50	G4	884/70	0,39	0,24	0,01
305x610x50	G4	1710/70	0,79	0,4	0,01
406x508x50	G4	1890/70	0,94	0,44	0,01
406x635x50	G4	2340/70	1,18	0,55	0,02
508x508x50	G4	2340/70	1,12	0,55	0,02
508x610x50	G4	2880/70	1,36	0,66	0,02
508x635x50	G4	2970/70	1,42	0,7	0,02
610x610x50	G4	3420/70	1,64	0,78	0,02
305x610x100	G4	2070/90	1,28	0,75	0,02
406x508x100	G4	2250/90	1,45	0,85	0,02
406x635x100	G4	2880/90	1,82	1,05	0,04
508x508x100	G4	2880/90	1,73	1,05	0,04
508x610x100	G4	3420/90	2,09	1,25	0,04
508x635x100	G4	3600/90	2,18	1,3	0,04
610x610x100	G4	4140/90	2,56	1,45	0,04
305x610x25	G4	1310/65	0,42	0,25	0,01
406x508x25	G4	1480/65	0,45	0,3	0,01
406x635x25	G4	1840/65	0,57	0,35	0,01
508x508x25	G4	1800/65	0,56	0,35	0,01
508x610x25	G4	2200/65	0,68	0,4	0,01
508x635x25	G4	2300/65	0,71	0,45	0,01
610x610x25	G4	2800/65	0,83	0,5	0,01

Other dimensions are available on request - All dimensions are in mm

As part of our continuous improvement, Camfil reserve the right to change specifications without notice. 2013-01-28

www.camfil.com



Carbon Filter: Jasun Carbon 4-2424 (ACKI)



Activated Carbon Panels



General Description

These filters are manufactured for ease of installation and incorporation into ducted air systems. They can be used on both supply for purifying incoming air, and can be used on the extract to remove toxic gasses and odours generated within a process.

Construction

The panels are manufactured using long established bonding techniques which hold the activated carbon granules in a rigid biscuit. The biscuit is encapsulated in a carbon impregnated cloth which prevents any leakage of granules or powder.

The unique bonding method used by Jasun Filtration ensures that, unlike our competitors filters, that the panels will remain intact and rigid even if wet.

For filters over 45mm we create a panel using 2 thin biscuits on the outside and loose filling the void between with activated granules. This allows us to use special grades and combinations of formulated carbon, for instance school grade carbon which is a blended mixture of carbons designed for fume cabinets.

Depth: 12mm to 150mm



Typical Applications

- Reduction of Cooking Odours
- Removal of Kerosene Exhaust Fumes
- General Odour Reduction
- Neutralisation of Ammonia and its Derivatives
- Removal of Formaldehyde
- Removal of Airborne Pollutants and Contaminants

Please check with our sales department when specifying carbon filters as most applications require a bespoke solution specifically tailored for the job in hand.

Stock Grades of Carbon

Grade	Application
AC207	Good general Carbon grade suitable for many applications
AC209	Copper Coated Carbon for use in Museums and archives
ACKI	For enhanced garlic odour removal
ACSC1	School Grade for acid Gasses and SO ₂ HCL NO ₂ H ₂ S
ACAM	Ammonia
ACMO	Mortury Grade, formaldehyde Removal
ACCA	Caustic, Pottasium Hydroxide Impregnated
ACGU	Special formulation for Sewage odours



Copyright © Jasun Envirocare Plc 2007-2012

Issue Date: 17 September 2012 9:36 AM

Designed by Farhan Ali Eastern Engineering Catering Engineering LTD

203 Garnett street, Bradford, West Yorkshire, BD3 9HT.

01274 393 494 - easternventilation@hotmail.co.uk

Activated Carbon Panels STANDARD SIZES



Model Number	Description	Size			Weight Of Carbon Kg	Capacity m ³ /hr	
		Height (mm)	Width (mm)	Depth (mm)		0.1 Second Dwell	0.2 Second Dwell
{grade}-1-1212	Carbon Panel 12x12x1	292	292	20	0.77	55	28
{grade}-1-1224	Carbon Panel 12x24x1	292	594	20	1.56	112	56
{grade}-1-1515	Carbon Panel 15x15x1	368	368	20	1.22	88	44
{grade}-1-1620	Carbon Panel 16x20x1	394	495	20	1.76	126	63
{grade}-1-1625	Carbon Panel 16x25x1	394	622	20	2.21	159	79
{grade}-1-1818	Carbon Panel 18x18x1	445	445	20	1.78	128	64
{grade}-1-1824	Carbon Panel 18x24x1	445	594	20	2.38	171	86
{grade}-1-2020	Carbon Panel 20x20x1	495	495	20	2.21	159	79
{grade}-1-2024	Carbon Panel 20x24x1	495	594	20	2.65	191	95
{grade}-1-2025	Carbon Panel 20x25x1	495	622	20	2.77	200	100
{grade}-1-2424	Carbon Panel 24x24x1	594	594	20	3.18	229	114
{grade}-2-1212	Carbon Panel 12x12x2	292	292	45	1.73	124	62
{grade}-2-1224	Carbon Panel 12x24x2	292	594	45	3.51	253	126
{grade}-2-1515	Carbon Panel 15x15x2	368	368	45	2.74	197	99
{grade}-2-1620	Carbon Panel 16x20x2	394	495	45	3.95	284	142
{grade}-2-1625	Carbon Panel 16x25x2	394	622	45	4.96	357	179
{grade}-2-1818	Carbon Panel 18x18x2	445	445	45	4.01	289	144
{grade}-2-2020	Carbon Panel 20x20x2	495	495	45	4.96	357	179
{grade}-2-2024	Carbon Panel 20x24x2	495	594	45	5.95	429	214
{grade}-2-2025	Carbon Panel 20x25x2	495	622	45	6.23	449	224
{grade}-2-2424	Carbon Panel 24x24x2	594	594	45	7.14	514	257
{grade}-4-1212	Carbon Panel 12x12x2	292	292	95	3.65	262	131
{grade}-4-1224	Carbon Panel 12x24x2	292	594	95	7.41	534	267
{grade}-4-1515	Carbon Panel 15x15x2	368	368	95	5.79	417	208
{grade}-4-1620	Carbon Panel 16x20x2	394	495	95	8.34	600	300
{grade}-4-1625	Carbon Panel 16x25x2	394	622	95	10.48	754	377
{grade}-4-1818	Carbon Panel 18x18x2	445	445	95	8.47	610	305
{grade}-4-2020	Carbon Panel 20x20x2	495	495	95	10.47	754	377
{grade}-4-2024	Carbon Panel 20x24x2	495	594	95	12.57	905	453
{grade}-4-2025	Carbon Panel 20x25x2	495	622	95	13.16	948	474
{grade}-4-2424	Carbon Panel 24x24x2	594	594	95	15.08	1086	543
{grade}-6-1212	Carbon Panel 12x12x2	292	292	150	5.76	414	207
{grade}-6-1224	Carbon Panel 12x24x2	292	594	150	11.71	843	421
{grade}-6-1515	Carbon Panel 15x15x2	368	368	150	9.14	658	329
{grade}-6-1620	Carbon Panel 16x20x2	394	495	150	13.16	948	474
{grade}-6-1625	Carbon Panel 16x25x2	394	622	150	16.54	1191	596
{grade}-6-1818	Carbon Panel 18x18x2	445	445	150	13.37	962	481
{grade}-6-2020	Carbon Panel 20x20x2	495	495	150	16.54	1191	596
{grade}-6-2024	Carbon Panel 20x24x2	495	594	150	19.85	1429	714
{grade}-6-2025	Carbon Panel 20x25x2	495	622	150	20.78	1496	748
{grade}-6-2424	Carbon Panel 24x24x2	594	594	150	23.82	1715	857

Copyright © Jasun Envirocare Plc 2007-2012



T +44 (0) 1278 452277
F +44 (0) 1278 450873

Riverside House, Parrell Way
Bridgwater, TA6 5LB

www.jfilters.com

Helios Flanged Attenuator RSD 630/1200 (8757)

Flanged circular attenuators RSD



Specification - installation

Casing made from galvanneal steel, additionally lined with high quality mineral wool covered with cloth to prevent erosion. Acoustic lining retained by perforated steel sheet. Dimensions and tapped flange. Tapped in sizes of fan's nominal diameter (H 20). Tapped holes in accordance to DIN 24155, Pt. 2.

Attenuation factor

To increase the attenuation several attenuators can be installed in line.

Pressure drop

The resistance of the RSD attenuator is very low. When designing the system consider twice the pressure drop of rigid ducting.

RSD



Information
Selection and
calculation

Pages

215

Type	Cat. No.	Nominal diam. (mm)	C	Dimensions in mm			Tapped hole (mm)	Nominal weight (kg)	Attenuation Lp, dB									
				A	B	D			125	250	500	1000	2000	4000	8000	16000		
RSD 225/ 300	8734	1	300	151	49	8 x M 6	7	2	5	9	14	13	5	8	11			
RSD 225/ 500	8735	2	500	250	89	8 x M 8	12	4	13	17	22	26	11	14	17			
RSD 225/ 900	8736	1	900	259	89	8 x M 8	12	7	13	25	33	41	20	26	31			
RSD 250/ 300	8737	1	300	136	50	8 x M 6	7	2	5	8	8	9	7	5	5			
RSD 250/ 500	8738	2	500	136	50	8 x M 6	7	4	10	16	15	8	11	12	12			
RSD 250/ 900	8739	1	900	136	50	8 x M 6	7	8	11	22	28	31	16	18	18			
RSD 280/ 400	8740	1	400	123	44	8 x M 6	7	4	5	8	14	9	8	8	8			
RSD 280/ 600	8741	2	600	123	44	8 x M 6	7	7	9	16	20	18	17	14	14			
RSD 280/ 1200	8742	1	1200	123	44	8 x M 6	7	9	12	23	37	21	20	16	16			
RSD 315/ 400	8743	1	400	109	50	8 x M 6	7	3	4	7	13	8	7	5	5			
RSD 315/ 600	8744	2	600	109	50	8 x M 6	7	6	8	14	26	16	16	9	9			
RSD 315/ 1200	8745	1	1200	109	50	8 x M 6	7	8	12	21	36	18	18	14	14			
RSD 360/ 400	8746	1	400	106	50	8 x M 6	7	3	4	7	11	7	6	4	4			
RSD 360/ 600	8747	2	600	106	50	8 x M 6	7	6	7	13	22	16	16	12	12			
RSD 360/ 1200	8748	1	1200	106	50	8 x M 6	7	8	11	17	29	18	18	14	14			
RSD 400/ 400	8749	1	400	100	50	10 x M 8	12	4	4	6	9	7	5	4	4			
RSD 400/ 600	8750	2	600	100	50	10 x M 8	12	6	6	12	18	10	12	8	8			
RSD 400/ 1200	8751	1	1200	100	50	10 x M 8	12	8	10	14	22	18	18	13	13			
RSD 450/ 400	8752	1	400	107	54	12 x M 8	17	4	5	8	10	8	7	5	5			
RSD 450/ 600	8753	2	600	107	54	12 x M 8	17	6	7	12	18	13	13	9	9			
RSD 450/ 1200	8754	1	1200	107	54	12 x M 8	17	8	10	16	28	17	18	13	13			
RSD 500/ 600	8755	1	600	141	74	12 x M 8	22	4	5	9	11	9	9	6	6			
RSD 500/ 900	8756	2	900	141	74	12 x M 8	22	6	8	14	18	13	13	9	9			
RSD 500/ 1200	8757	1	1200	141	74	12 x M 8	22	8	11	22	34	19	18	13	13			
RSD 560/ 600	8758	1	600	166	80	8 x M 10	27	5	5	7	9	8	8	6	6			
RSD 560/ 1200	8759	2	1200	166	80	8 x M 10	27	8	10	19	28	18	18	13	13			

High Velocity / Jet Cowl 500mm

Indab | roof hoods

Roof hood

HF



Description

Ventilation hood for air exit above roof, suitable for both industrial and comfort ventilation. The air is ejected in an upwards-directed jet. This avoids contaminating the air in the vicinity of the hood, and soiling of the area around the hood. The ejection is so effective that you can install a fresh air inlet in the immediate vicinity of the hood, without any special precautions.

The hood is made of galvanised sheet steel, and can also be supplied in other materials such as stainless steel sheet 1.4301, stainless acid-resistant steel sheet 1.4404, aluzinc AZ185 and painted in various colours, to special order. It has a net over the opening and an internal rain funnel to collect rainwater and snow, which is drained out of the hood through a hose. The hose can withstand temperatures of between -45 and +65 °C.

The hood has a flange connection, which includes a mating flange. The hood can be ordered with other connections, however.

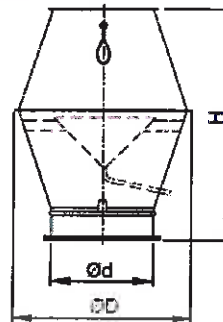
To avoid damage to the net in the opening the hood is supplied with transport protection. This must be removed before the hood is taken into service.

The hood is delivered with three turnable lifting and anchoring wire-loops. A single wire-loop shall not be exposed for forces exceeding 1800 N.

Ordering example

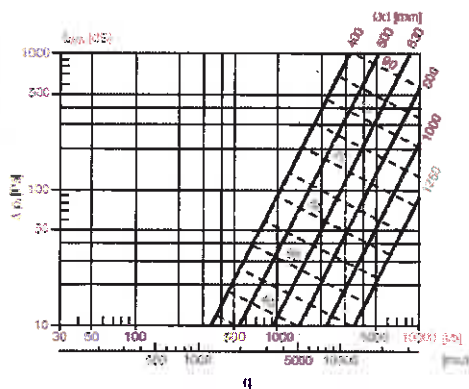
Product HF 630
 Dimension Ød

Dimensions

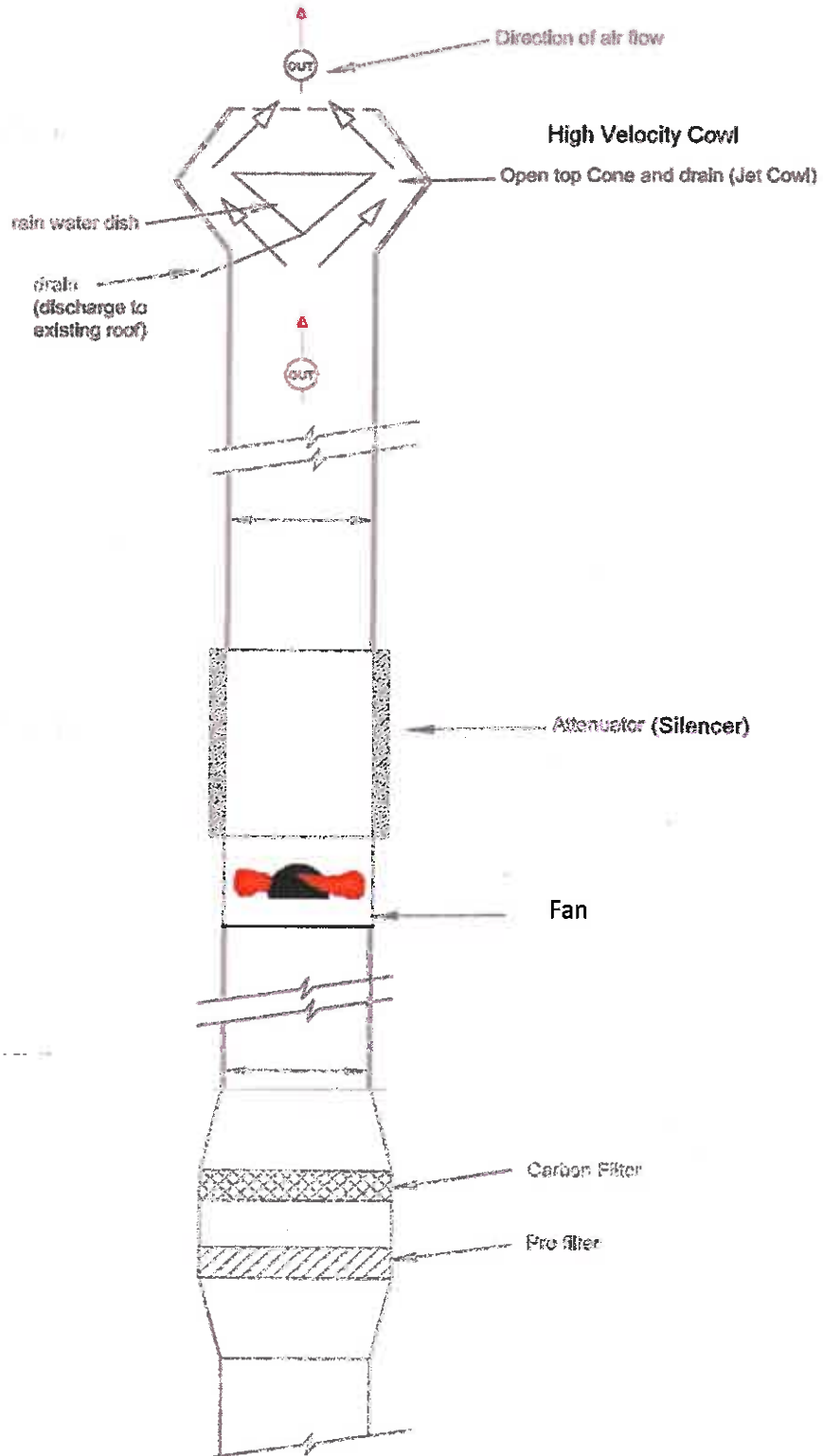


Ød nom	ØD mm	H mm	m kg	Roof through connection TGR	
				50 mm	100 mm
				Size	
400	685	905	11,1	5	6
500	855	1055	20,0	6	7
630	1075	1295	36,0	8	9
800	1360	1640	63,0	9	10
1000	1800	2110	89,1	11	12
1250	2020	2315	118	14	15

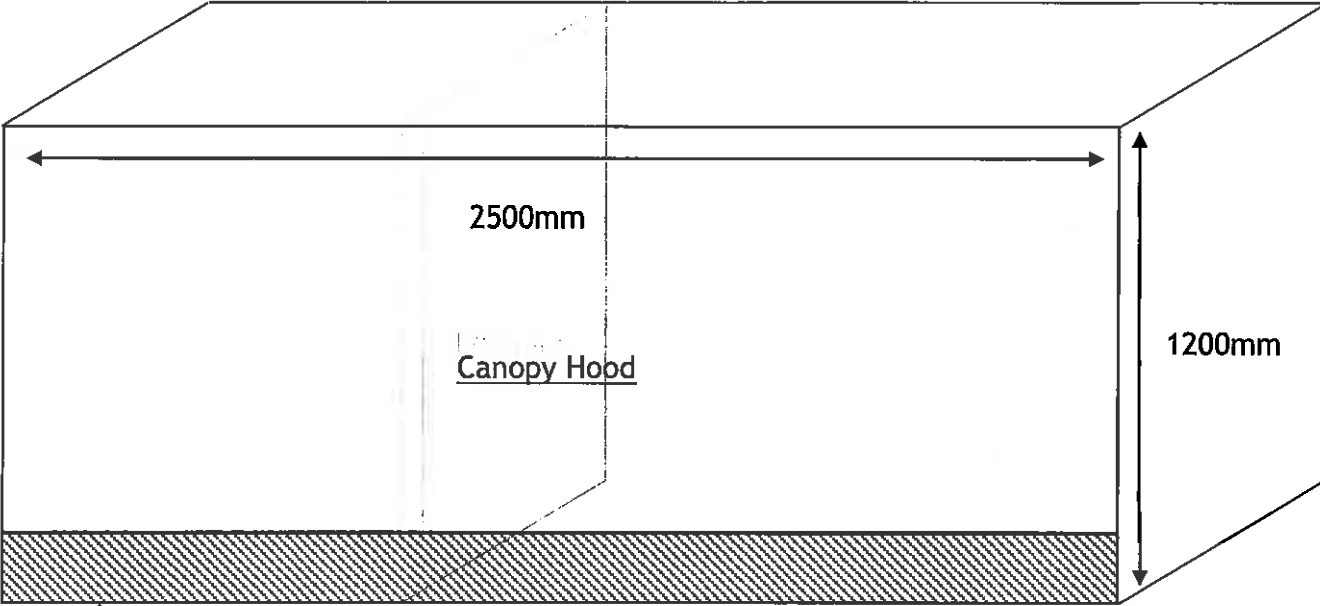
Technical data



Sketch



Canopy Hood



Stainless Steel Baffle Filters