

Higher Loud

Bridge Farm

Fairclough House

BARN
CONVERTED
TO 2
FLAT UNITS

EXISTING
& WORKSHOPS
OFFICES



PRESIDENTIAL
BUILDING

LYNDALE

LOUDBRIDGE ROAD

Fairclough Farm

SINGLE UNIT (SU) TRUCK DESIGN VEHICLE
TURNING SCALE = 1:20 (1:200)
RADIUS = 42' (12.180 m)



FRANCE
INTERCEPT

HIGH LEVEL OIL STORAGE

OUTLINE OF PREVIOUS CONCRETE OPEN
STORAGE BINS FOR BUILDING MATERIALS

MEZZAINE

MEZZAINE

HGV VEHICLE INSPECTION PIT

VEHICLE DRAINAGE CHANNEL
AND GULLIES

MEZZAINE OFFICES

INDICATES NEW ACOUSTIC BAFFLE GABION WALL BUILT AS PERMITS DEVELOPMENT
UNDER 2M HIGH X 20M LONG LANCASHIRE CRUSHERS ARE MESSING TO BUILD THIS HIGHER
TO SCREEN THE NEIGHBOURS METAL CLAPPED WALL SUBJECT TO NEIGHBOURS
AGREEMENT

2 STOREY EXTENSION TO LYNDALE

EXISTING MENAGE

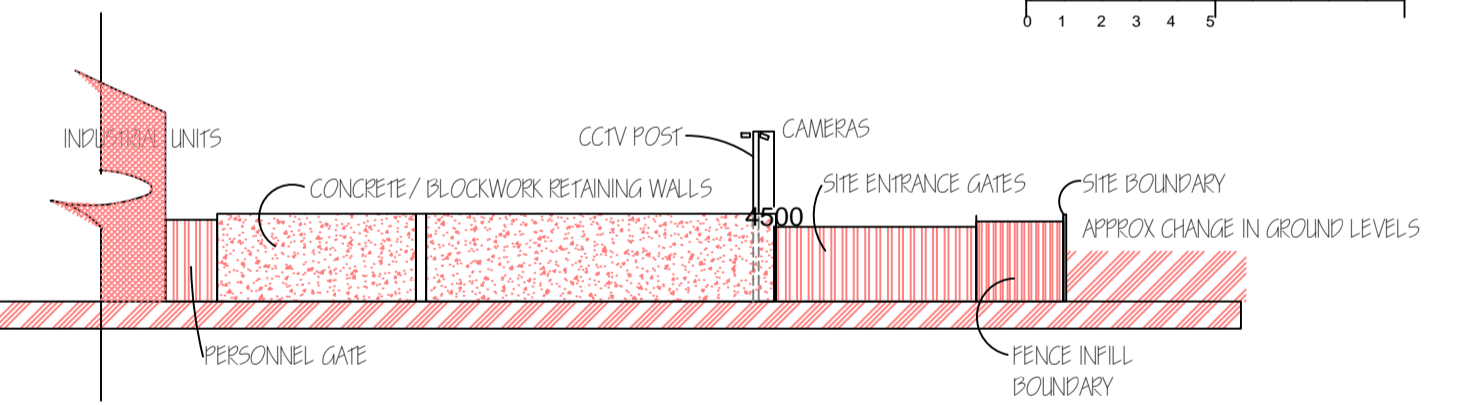
EXISTING CONCRETE RETAINING WALL
TO BUILDING MATERIAL STORAGE
BINS SHOWN DOTTED 2200H
LEVEL CHANGE 600

CCTV POST FROM DIA GALVANISED
STEEL POST ATTACHED TO EXISTING
RETAINING WALL

EXISTING WALL STONE 64CH
THEN BLOCKWORK 600H THEN METAL CLADDING BY
NEIGHBOUR AT LYNDALE 980H TOTAL HT 2220

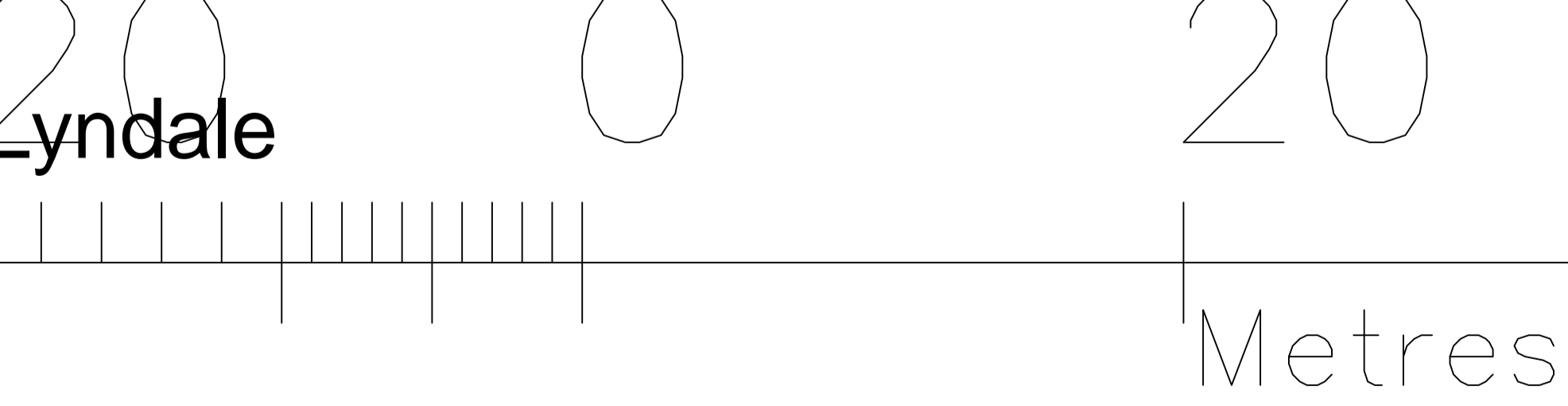
ELEVATION ALONG BOUNDARY
SHOWING EXISTING BUILDING & CCTV
POST

RULER FOR ELEVATION DRAWING
SAME SCALE AS MAIN DRAWING



EXISTING WALL STONE 780 BLOCK 760
THEN CONCRETE BLOCKS 760H
TOTAL HT 2200 ESTABLISHED BEECH HEDGE
AS

NEW STONE WALL BUILT BY OWNER OF LYNDALE AND SUBJECT TO AN
ONGOING BOUNDARY DISPUTE



Drawn By SPG	Date 21/08/2018	Scale SEE RULER	Drawing Status: Sketch / Comment Tender	Construction Building Regulation
Simon Gillespie Associates RIBA CHARTERED ARCHITECT 25, WEST CLIFF, PRESTON PR1 8HX Telephone: 01772 20418 Email: SPG@SIMONGILLESPIE.CO.UK WWW.SIMONGILLESPIE.CO.UK			SITE PLAN RETROSPECTIVE PLANNING APPLICATION FOR MODIFIED SITE ACCESS AND CCTV CAMERA POLE	Drawing No.: 758 ST01C