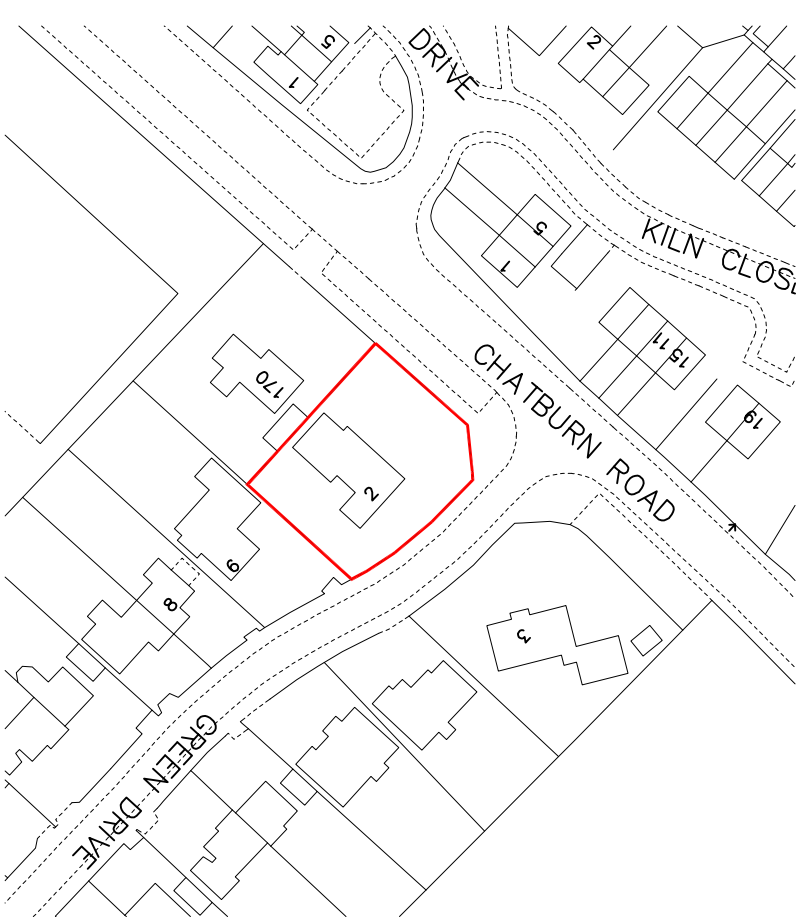
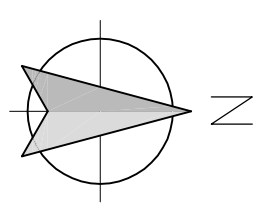
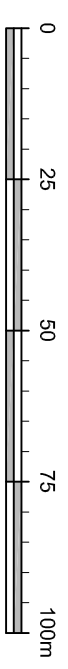


This drawing is to be read in conjunction with all relevant Architect, consultants' and specialist's drawings and specifications. The Architect is to be notified of any discrepancies before proceeding. Do not scale from this drawing. All dimensions and levels are to be checked on site. This drawing is subject to copyright. All work carried out before planning and building permission has been granted is at the discretion of the client.



**LOCATION PLAN**  
Scale 1:1250



Client  
**Dr R. Freeman**

Job title  
**Proposed single storey rear extension to  
2 Green Drive  
Clitheroe  
Lancashire**

Drawing title  
**LOCATION PLAN**

Scale	Date	Drawn
1:1250 @ A3	OCT 2018	MF

**SUNDERLAND PEACOCK ARCHITECTS**

**spa**

SUNDERLAND PEACOCK & ASSOCIATES LTD.  
 100-102  
 LANCASTER ROAD, CLITHEROE  
 LANCASHIRE, BB9 7XG  
 T 01200 423178 F 01200 427328  
 E info@sunderlandpeacock.com  
 www.sunderlandpeacock.com

**5645 -L01**