









## Material Schedule

Plot	House Type	Abbr.	Variant	Bedrooms	Type	Front Elevation	Side Elevations	Rear Elevation	Roof Finish	Quoin Location	Front Elevation Heads & Cills	Side Elevation Heads & Cills	Rear Elevation Heads & Cills
1	Finstock	FIN		4	Detached	Natural Stone	Natural Stone	Natural Stone	Natural Slate	All Elevations	Artstone	Artstone	Artstone
2	Charlbury	CHA		3	Detached	Natural Stone/Brick	Brick	Brick	Artificial Slate	Front Elevation	Artstone/Brick	Brick	Brick
3	Kingham	KIN		4	Detached	Natural Stone/Render	Render	Render	Artificial Slate	Front Elevation	Artstone	Artstone	Artstone
4	Stonesfield	STN	v1	5	Detached	Natural Stone/Brick	Brick	Brick	Artificial Slate	Front Elevation	Artstone/Brick	Brick	Brick
5	Stonesfield	STN	v3	5	Detached	Natural Stone	Natural Stone	Natural Stone	Natural Slate	All Elevations	Artstone	Artstone	Artstone
6	Fulwell	FUL		2	Bungalow	Render/Brick	Brick	Brick	Artificial Slate	Front Elevation	Artstone/Brick	Brick	Brick
7	Lidstone	LID		1	Bungalow	Render/Brick	Brick	Brick	Artificial Slate	Front Elevation	Brick	Brick	Brick
8	Fulwell	FUL		2	Bungalow	Render/Brick	Brick	Brick	Artificial Slate	Front Elevation	Artstone/Brick	Brick	Brick
9	Fulwell	FUL		2	Bungalow	Render/Brick	Brick	Brick	Artificial Slate	Front Elevation	Artstone/Brick	Brick	Brick
10	Lidstone	LID		1	Bungalow	Render/Brick	Brick	Brick	Artificial Slate	Front Elevation	Brick	Brick	Brick
11	Taston	TAS		1	Bungalow	Brick	Brick	Brick	Artificial Slate	No Quoining	Brick	Brick	Brick
12	Lidstone	LID		1	Bungalow	Render/Brick	Brick	Brick	Artificial Slate	Front Elevation	Artstone/Brick	Brick	Brick
13	Spelsbury	SPL		3	Detached	Natural Stone/Brick	Brick	Brick	Artificial Slate	Front Elevation	Artstone/Brick	Brick	Brick
14	Spelsbury	SPL		3	Detached	Natural Stone/Brick	Brick	Brick	Artificial Slate	Front Elevation	Artstone/Brick	Brick	Brick
15	Charlbury	CHA		3	Detached	Natural Stone/Brick	Brick	Brick	Artificial Slate	Front Elevation	Artstone/Brick	Brick	Brick
16	Stonesfield	STN	v2	5	Detached	Natural Stone	Render	Render	Artificial Slate	All Elevations	Artstone	Artstone	Artstone
17	Kingham	KIN		4	Detached	Natural Stone/Brick	Brick	Brick	Artificial Slate	Front Elevation	Artstone/Brick	Brick	Brick
18	Kingham	KIN		4	Detached	Natural Stone/Render	Render	Render	Artificial Slate	Front Elevation	Artstone	Artstone	Artstone
19	Charlbury	CHA		3	Detached	Natural Stone/Brick	Brick	Brick	Artificial Slate	Front Elevation	Artstone	Brick	Brick
20	Whichford	WCH	v2	5	Detached	Natural Stone/Brick	Brick	Brick	Artificial Slate	Front Elevation	Artstone/Brick	Brick	Brick
21	Finstock	FIN		4	Detached	Natural Stone/Brick	Brick	Brick	Artificial Slate	Front Elevation	Artstone/Brick	Brick	Brick
22	Whichford	WCH	v1	5	Detached	Natural Stone	Brick	Brick	Artificial Slate	Front Elevation	Artstone	Brick	Brick
23	Kingham	KIN		4	Detached	Natural Stone/Render	Render	Render	Artificial Slate	Front Elevation	Artstone	Artstone	Artstone
24	Kingham	KIN		4	Detached	Natural Stone/Brick	Brick	Brick	Artificial Slate	Front Elevation	Artstone/Brick	Brick	Brick
25	Kingham	KIN		4	Detached	Natural Stone/Render	Render	Render	Artificial Slate	Front Elevation	Artstone	Artstone	Artstone
26	Stonesfield	STN	v1	5	Detached	Natural Stone/Brick	Brick	Brick	Artificial Slate	Front Elevation	Artstone/Brick	Brick	Brick
27	Whichford	WCH	v2	5	Detached	Natural Stone/Render	Natural Stone/Render	Render	Artificial Slate	All Elevations	Artstone	Artstone	Artstone
28	Finstock	FIN		4	Detached	Natural Stone/Brick	Brick	Brick	Artificial Slate	Front Elevation	Artstone/Brick	Brick	Brick
29	Kingham	KIN		4	Detached	Natural Stone/Render	Render	Render	Natural Slate	Front Elevation	Artstone	Artstone	Artstone
30	Kingham	KIN		4	Detached	Natural Stone/Render	Render	Render	Natural Slate	Front Elevation	Artstone	Artstone	Artstone
31	Finstock	FIN		4	Detached	Natural Stone	Render	Natural Stone	Natural Slate	All Elevations	Artstone	Artstone	Artstone
32	Finstock	FIN		4	Detached	Natural Stone	Render	Natural Stone	Natural Slate	All Elevations	Artstone	Artstone	Artstone
33	Whichford	WCH	v2	5	Detached	Natural Stone/Render	Natural Stone/Render	Render	Natural Slate	All Elevations	Artstone	Artstone	Artstone
34	Kingham	KIN		4	Detached	Natural Stone/Brick	Brick	Brick	Artificial Slate	Front Elevation	Artstone/Brick	Brick	Brick
35	Kingham	KIN		4	Detached	Natural Stone/Render	Render	Render	Artificial Slate	Front Elevation	Artstone	Artstone	Artstone
36	Charlbury	CHA		3	Detached	Natural Stone/Brick	Brick	Brick	Artificial Slate	Front Elevation	Artstone	Brick	Brick
37	Kingham	KIN		4	Detached	Natural Stone/Render	Render	Render	Artificial Slate	Front Elevation	Artstone	Artstone	Artstone
38	Charlbury	CHA		3	Detached	Natural Stone/Brick	Brick	Brick	Artificial Slate	Front Elevation	Artstone	Brick	Brick
39	Finstock	FIN		4	Detached	Natural Stone	Render	Natural Stone	Natural Slate	All Elevations	Artstone	Artstone	Artstone

Material Key	
	Brick - Buff/Brown - Wienerberger Hathersage Blend or Similar Approved
	Render - Off White - K Rend Off White Colour or Similar Approved
	Natural Stone - Buff Colour - Flat Faced Sand Stone, Wittenfell - Leyburn Works
	Natural Slate - Grey - Cupa H8 slate or Similar Approved
	Artificial Slate/Concrete Tiles - Grey - Marley Rivendale Graphite or Similar Approved
	Quoins to ALL Elevations
	Quoins to Front Elevation Where there is Natural Stone or Render, no Quoins to brick Front Elevations
	Quoins to NO Elevations