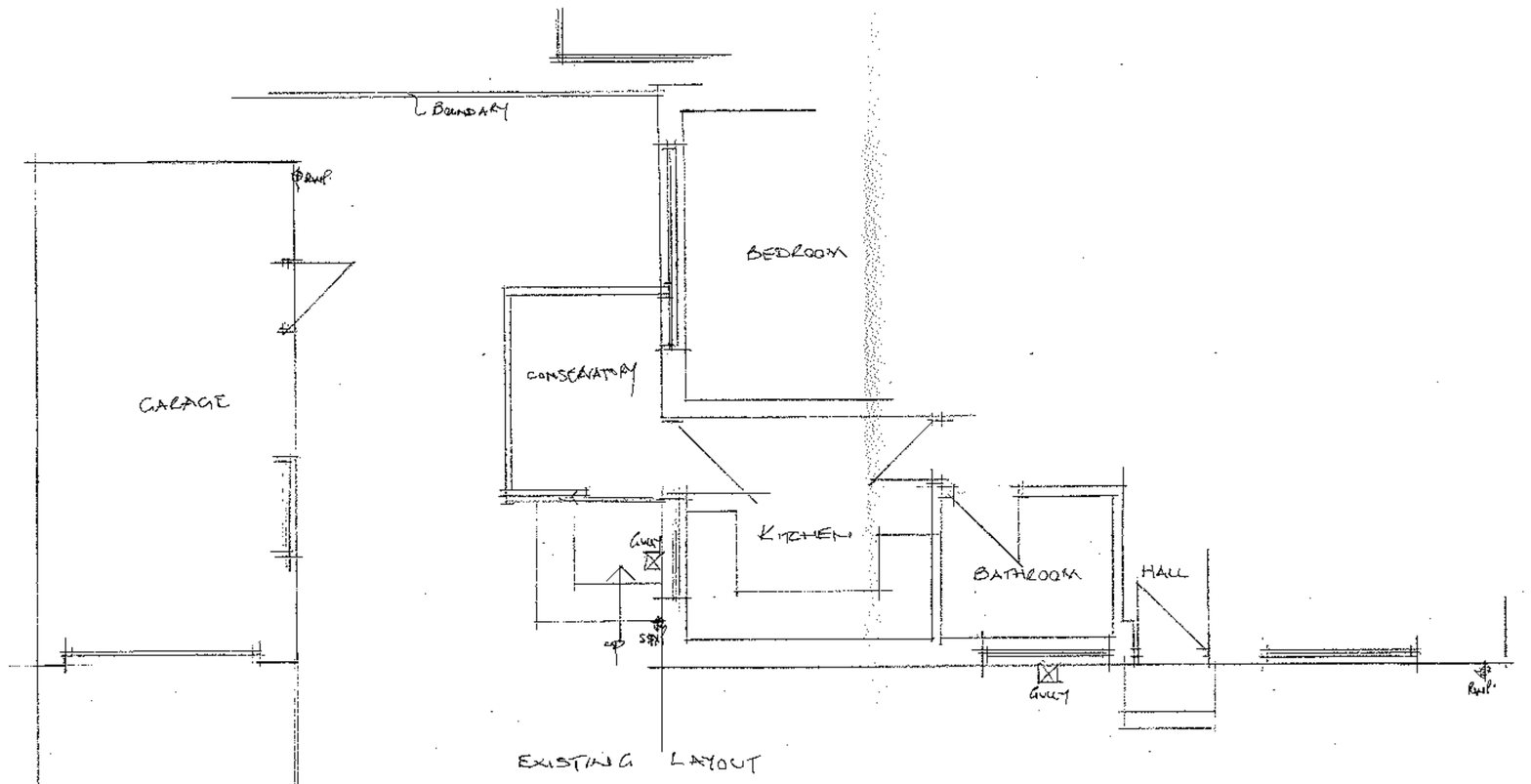

EXISTING LAYOUT

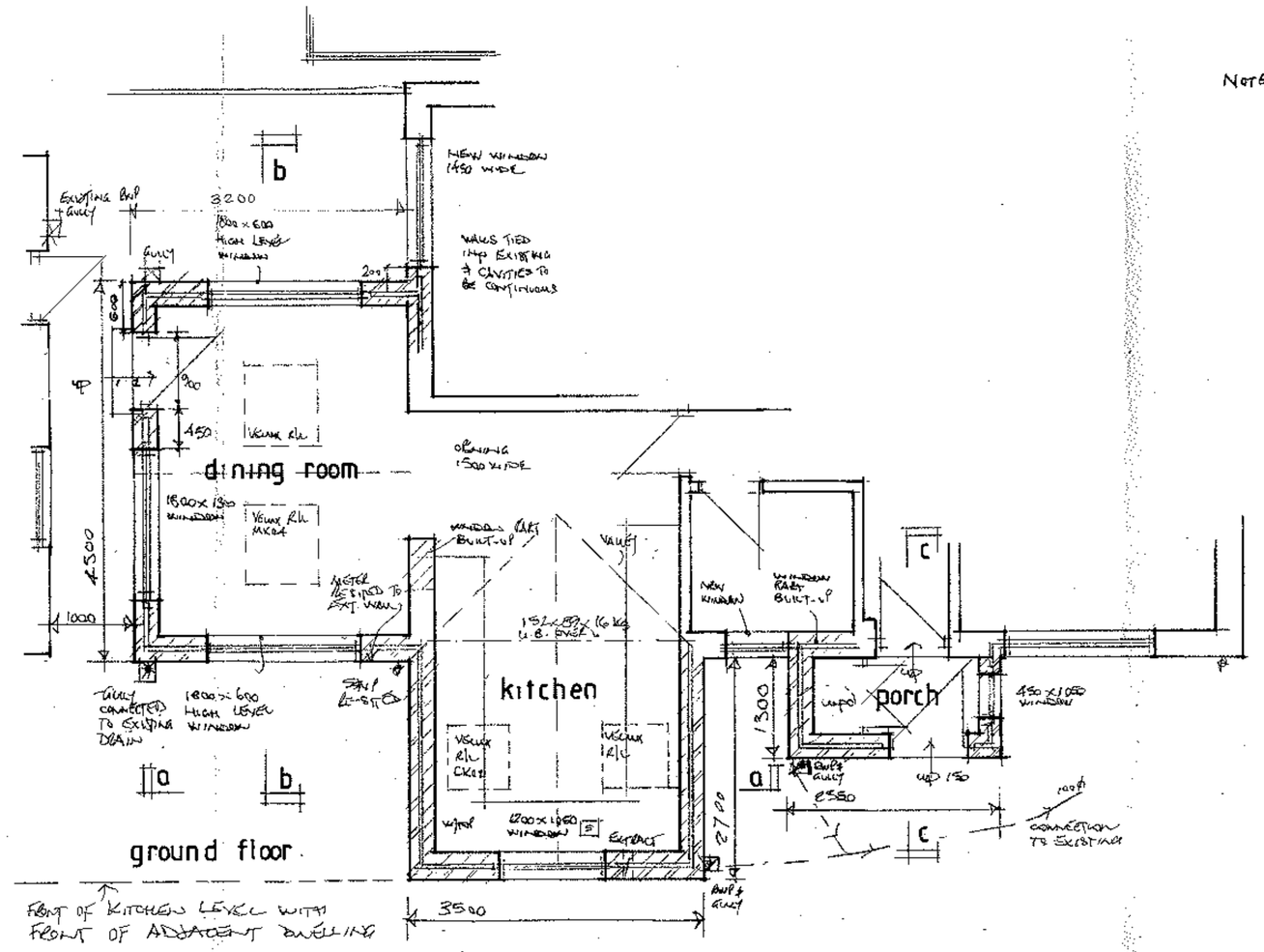

NOTES: EXISTING CONSERVATORY TO BE REMOVED.
EXTENSION CONSTRUCTED AS SHOWN IN CAVITY WALL CONSTRUCTION COMPRISING FACING BRICK OUTER LEAF (PART RENDERED) 50 mm CLEAR CAVITY - 100 mm CONCRETE BLOCK INNER LEAF (3mm PLASTER FINISH ON 12.5mm PLASTERBOARD) 50 mm KINGSPAN KOOLTHERM K108 INSULATION TO INNER LEAF SIDE OF CAVITY SECURED WITH S/STEEL TIES AND PINS.
STAINLESS STEEL CAVITY TIES. VERTICAL DPC TO DOOR AND WINDOW REVEALS WITH INSULATED CAVITY CLOSERS.
LINTOLS TO BE I.G. L/HD100 OR SIMILAR.
FOUNDATIONS TO COMPLY TO PART A & TO BE TO SATISFACTION OF LOCAL AUTHORITY.
FOUNDATIONS TAKEN BELOW INVERT OF ANY ADJACENT DRAIN
ROOF CONSTRUCTED AS SHOWN AND TIED DOWN AT 1200 CTRS WITH 38x6 GALV. M.S. STRAPS, BUILT INTO WALL MIN 450 mm AND FIXED ACROSS 3 No SPARS WHEN PARALLEL TO WALL.
SPARS DOUBLED-UP TO EACH SIDE OF ROOFLIGHTS.
ROOF VOID VENTILATED VIA REDLAND REVENT SYSTEM AT EAVES AND TILE VENTS AT HIGH LEVEL (DINING ROOM)
HIGH LEVEL TIE TO KITCHEN ROOF TO BE BOLTED TO SPARS WITH TOOTHED RING CONNECTOR BETWEEN TIMBER FACES.
WINDOWS TO BE DOUBLE-GLAZED WITH OPENERS NOT LESS THAN 1/20th FLOOR AREA AND MIN 8000mm² TRICKLE VENTILATION. ALL GLAZING TO BE SAFETY GLASS. DOUBLE GLAZED UNITS TO HAVE PILKINGTON 'K' GLASS TO INNER PANE.
MINIMUM U. VALUE 1.6 W/m²K. W.E.R. RATING MIN 'C'.
EXHAUST TO KITCHEN TO BE CAPABLE OF 60 L/SEC EXTRACTION.
STEEL BEAM TO BEAR ON 150 CONCRETE PADSTONE AND TO BE ENGAGED IN 2 LAYERS OF 12.5mm FIRELINE BOARD & SKIM.
INSULATION TO LOWER CEILING TO BE 100mm ROCKWOOL BETWEEN CEILING JOISTS WITH ADDITIONAL 170mm LAID ABOVE AT RIGHT ANGLES.
SLOPING CEILING TO BE 75mm P.I.R. BETWEEN SPARS WITH 50mm AIR SPACE ABOVE.
12.5mm PLASTERBOARD & SKIM CEILING ON VAPOUR BARRIER ON 38x25 BATTENS ON YBS SUPERQUILT SECURED TO UNDERSIDE OF RAFTERS WITH ALL JOINTS SEALED.
NEW RWP'S & GULLYS CONNECTED TO EXISTING DRAINS.
EXISTING SYSTEM TO BE MAINTAINED TO SATISFACTION OF LOCAL AUTHORITY
SUB FLOOR VENTILATION TO EXISTING FLOOR TO BE MAINTAINED (100 ϕ VENT PIPES BELOW NEW FLOOR)

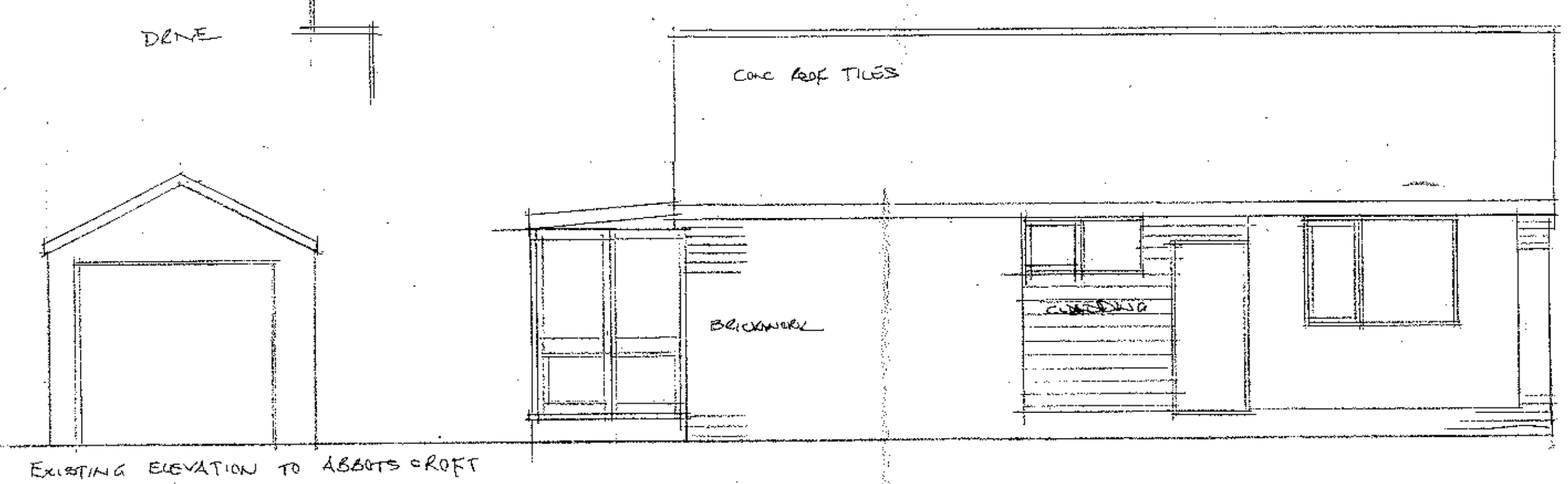

EXISTING ELEVATION TO ABBOTS CROFT

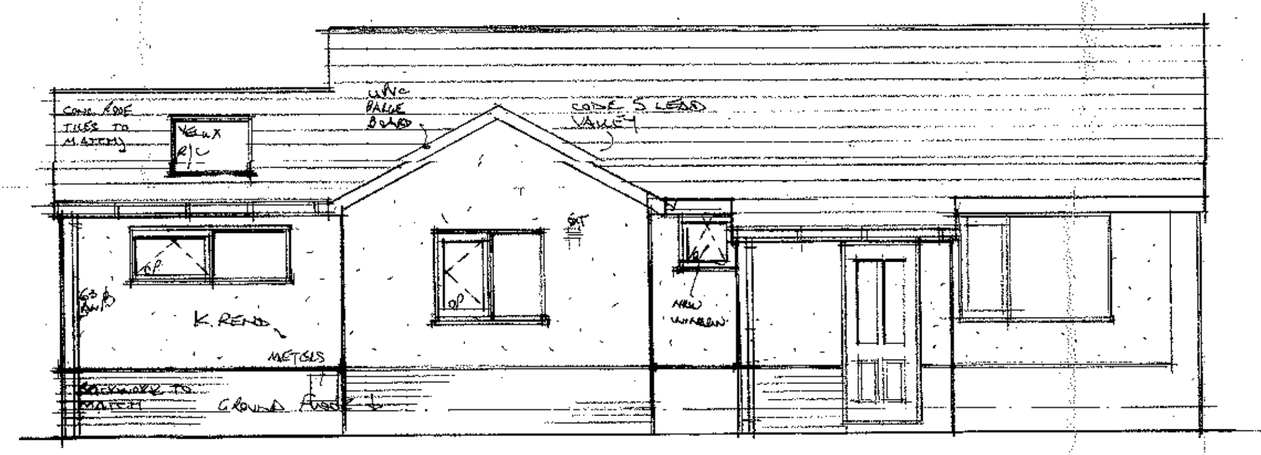

elevation to Abbots Croft

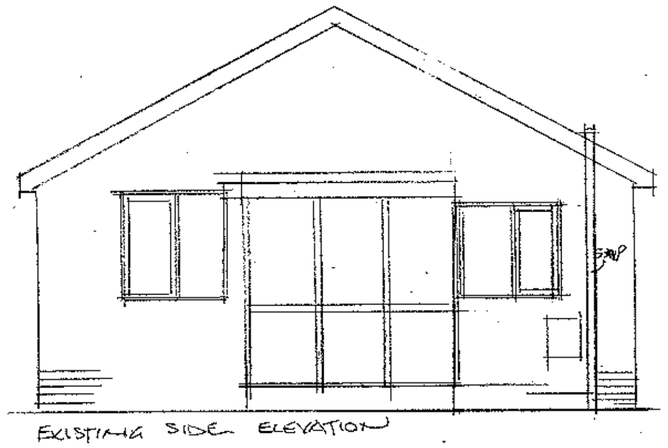

EXISTING SIDE ELEVATION

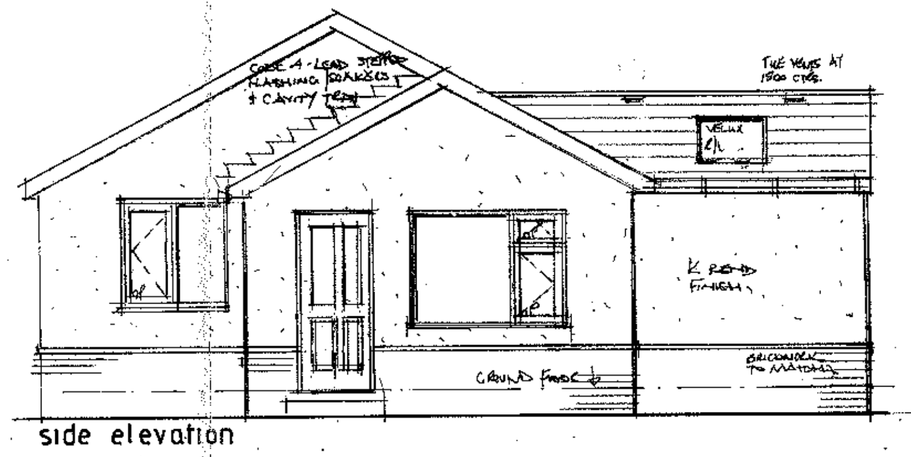

side elevation

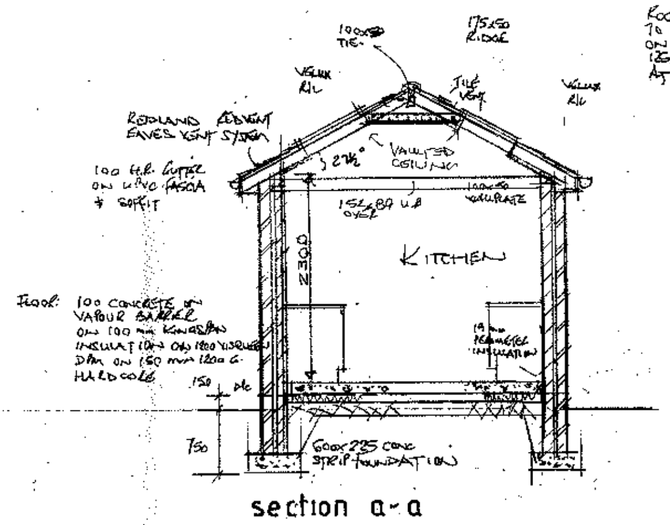

section a-a

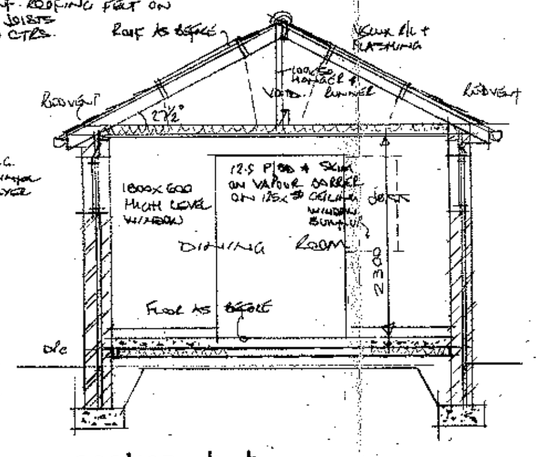

section b-b

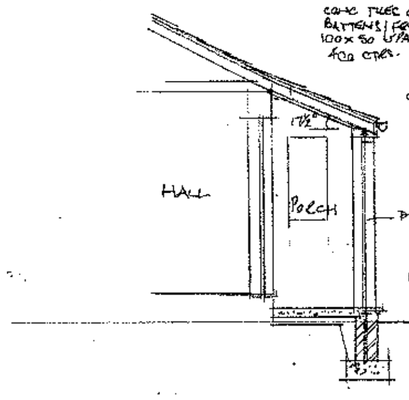

section c-c

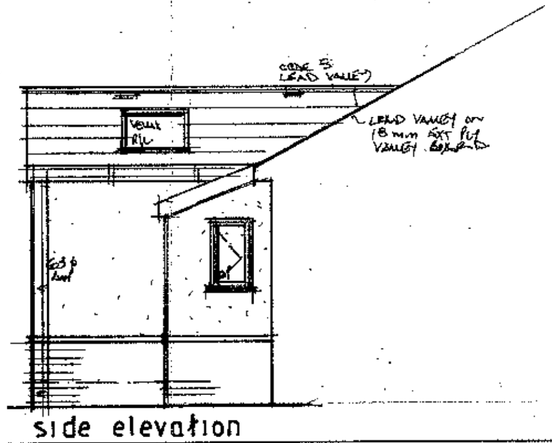

side elevation

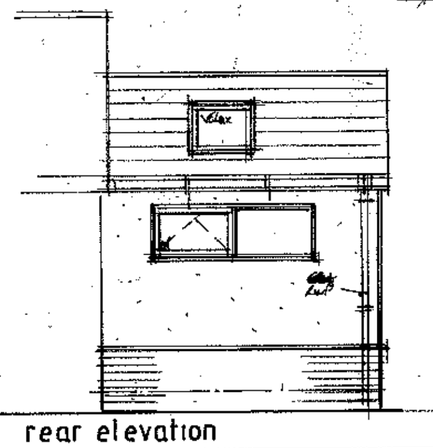

rear elevation

ELECTRICAL INSTALLATION TO BE CARRIED OUT BY APPROVED CONTRACTOR AND TEST CERTIFICATE PROVIDED ON COMPLETION. LOW ENERGY CEILING ROSES TO BE USED.

ALL WORK TO BE TO SATISFACTION OF LOCAL AUTHORITY.

prososed alterations
43 Abbots Croft
Whalley

scale 1:50