

**Notes:**

All work is to be carried out to the latest current British standards Codes of Practice and recognised working practices.

All work and materials should comply with Health and Safety legislation and to be approved by the Local Authority Planning / Building Control Officer.







All dimensions are in millimetres unless where explicitly shown otherwise.

The contractor should check and clarify all dimensions as work proceeds and notify the design team of any discrepancies.

Do not scale off the drawings, if in doubt ask.

Avalon Chartered Town Planning are not liable for work undertaken prior to Full Planning Consent and/or Building Regulations Approval

**KEY**

-  private garden areas
-  proposed amenity grass seed
-  block paving to private drives, access way and communal parking areas
-  tarmacadum roadway with block paviour edging
-  Yorkshire paving to paths
-  site boundary



**Avalon**   
Chartered Town Planning

Town Planning - Architectural Design - Building Regulations - Surveying

Phone: 01282 834834 Fax: 01282 451666

Web: www.avalontp.co.uk Email: planning@avalontp.co.uk  
2 Reedley Business Centre, Redman Road, Burnley, Lancashire, BB10 2TY

**EXTERNAL SURFACE MATERIALS PLAN**

Site: Land rear of Standridge & Rocklea  
Whalley Road  
Billington

Client: Reedley Properties

Date: 16.10.18

Scale: 1:500 @ A2

Project No: REED/14 DOC 3

Drawn: BS

Amendments:

--	--	--	--	--	--	--	--