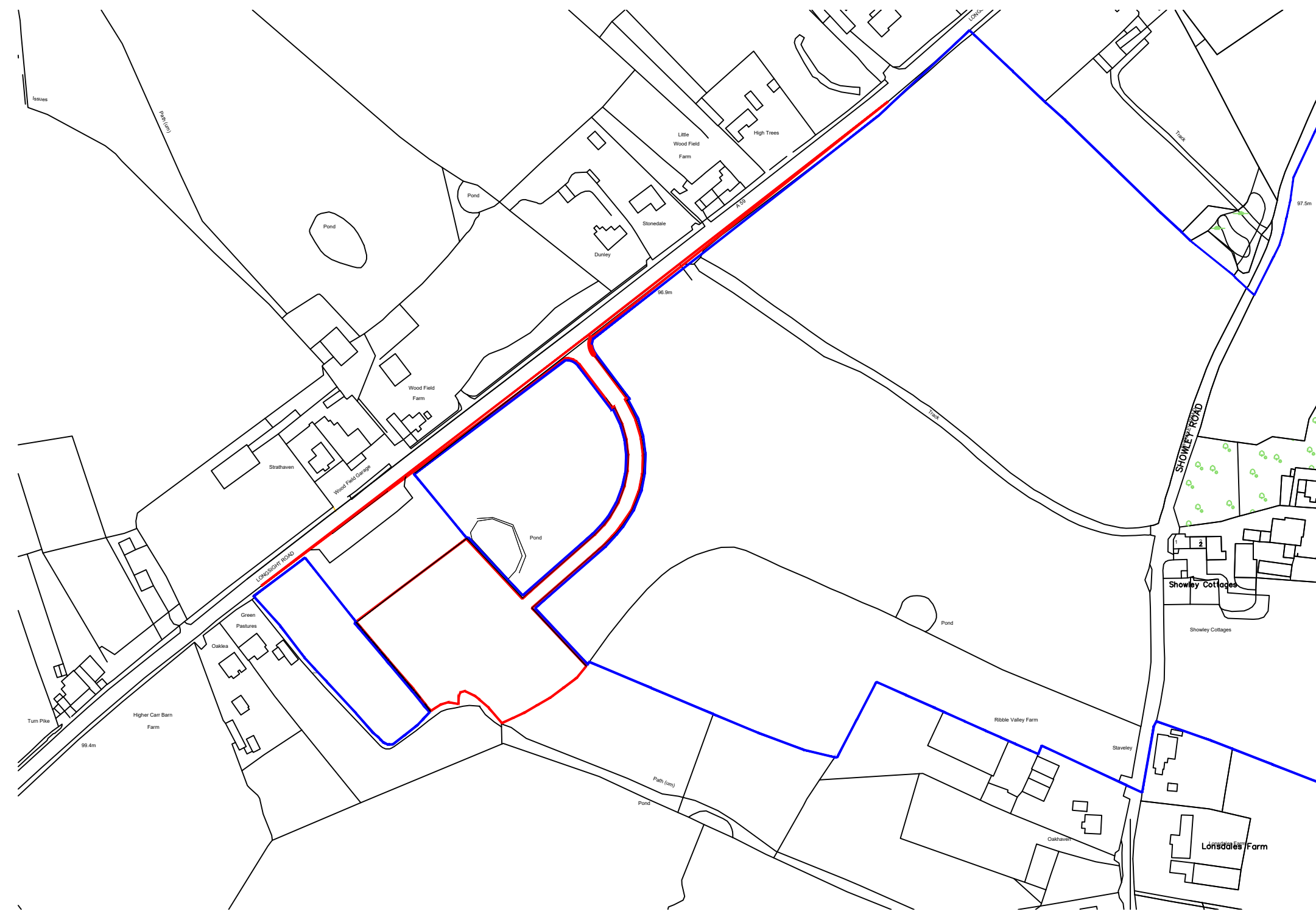
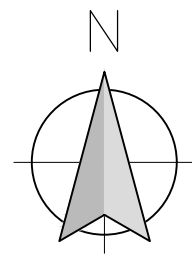


This drawing is to be read in conjunction with all relevant Architect, consultants' and specialists' drawings and specifications. The Architect is to be notified of any discrepancies before proceeding. Do not scale from this drawing. All dimensions and levels are to be checked on site. This drawing is subject to copyright. All work carried out before Planning and Building Permission has been granted is at the contractor/clients risk.



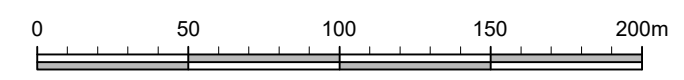
D	LFG Site boundaries altered.	4.12.18
C	LFG Site boundaries altered.	27.11.18
B	LFG Site boundaries altered.	21.11.18
A	MF Red edge amended	05.04.18
no.	by revision	date

Client  
Mr S O'Callaghan

Job Title  
Land Opposite Woodfield Garage  
Longsight Road  
Clayton le Dale  
Blackburn

Drawing Title Location Plan		
Scale 1:2500 @ A3	Date April 2018	Drawn MF

**Location Plan**  
Scale: 1:2500



**spa**  
SUNDERLAND PEACOCK ARCHITECTS

SUNDERLAND PEACOCK & ASSOCIATES LTD.  
HAZELMERE, PIMLICO ROAD, CLITHEROE  
LANCASHIRE, BB7 2AG  
T 01200 423178 F 01200 427328  
E info@sunderlandpeacock.com  
www.sunderlandpeacock.com



**5365 -01 D**