





S J Bialocki Limited
 Building Surveyors

Drawing no 6002 a

Scale 1:100

Proposed Site Layout

Proposed
 Residential Development
 On Land At
 Ribblesdale View
 Chatburn

-  Shrubbery
-  Timber post and vertical bearded fence 170 m high
-  150mm raised kerb to Network Rail
-  proposed ground and floor levels

320190217P

