

## Ridge Tile Access

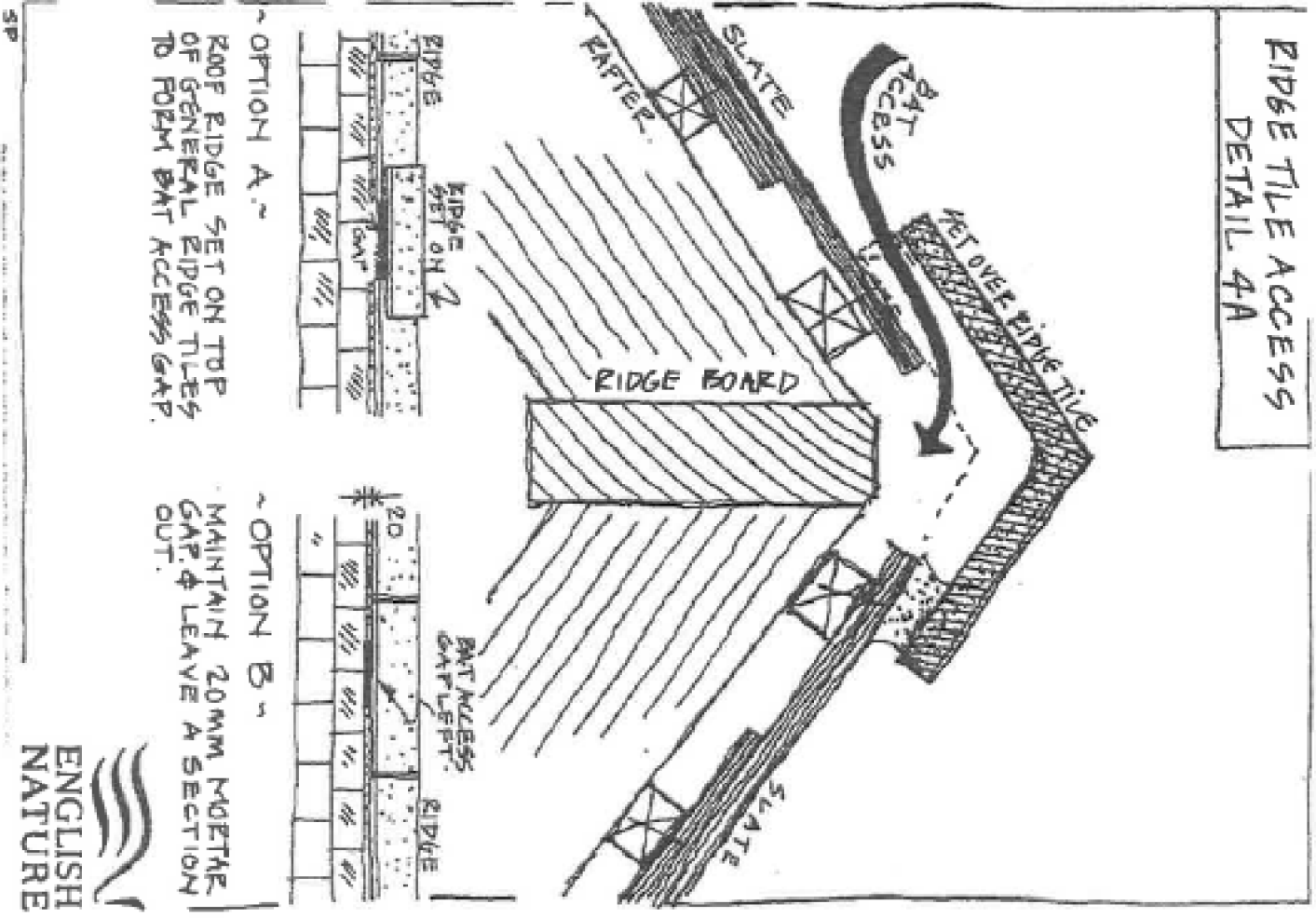
### METHOD 2:

PROVIDE 2 NO. RIDGE ACCESS TILES ALONG THE ROOF RIDGE. SPACE RIDGE ACCESS SLATES EVENLY ALONG LENGTH OF ROOF.


Ridge access tile Detail 4A (below)

RECOMMENDED BY NATURAL ENGLAND after stated ridge tiles providing 15-20mm tiles along the roof ridge. PROVIDE 2 NO. RIDGE ACCESS TILES ALONG THE ROOF RIDGE. SPACE RIDGE ACCESS SLATES EVENLY ALONG LENGTH OF ROOF.

Figures and long-term data will enter roofs via narrow gaps under the ridge tiles, additional benefits are provided when small gaps are provided through the ridge tiles, making membranes this method will enter any remaining roof tiles.

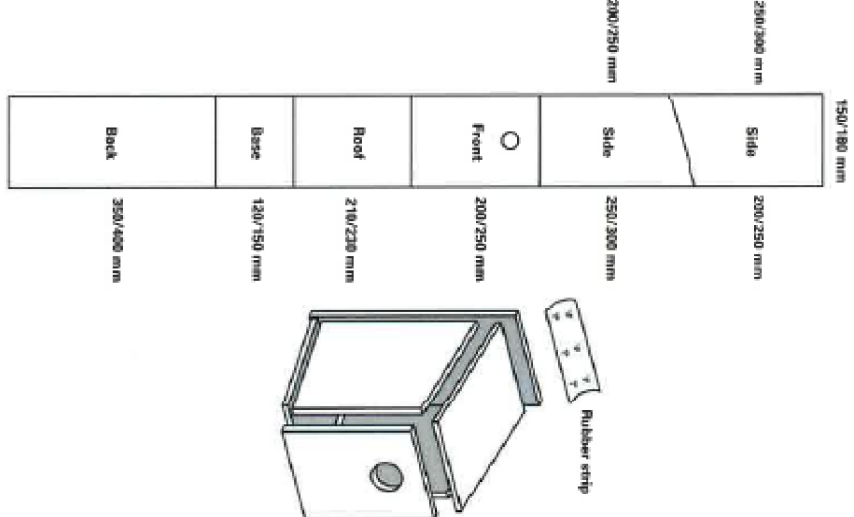


## Bat Tube to be built into External Walls



## Bird Box to be fixed to External Walls

1. Natural nest holes don't come in standard sizes, so please use the following sizes as a guide. Use a plank about 150 mm wide and 15 mm thick. Use the diagram to help you.
2. The inside of the box must be at least 100 mm square and the bottom of the entrance hole must be at least 125 mm from the floor. If it is less, young birds might be scooped out by a cat.
3. Use galvanized nails or screws. The inside front surface should be rough - this will help the young birds to climb up. A drainage hole in the base will also help to stop the box getting damp inside.
4. Hinge the lid with a strip of leather or rubber (on old piece of hocke more than would do). Do not nail the lid down. Because you will need to clean out the box in autumn, instead, use a catch to keep it closed.
5. The entrance hole size depends on the type of bird you want to attract:
  - 25 mm for coal tits, marsh tits and blue tits
  - 28 mm for great tits and tree sparrows
  - 32 mm for nuthatches and house sparrows
  - A slotting box needs to be 25-30% larger with an entrance 45 mm across



If you remove the top half of the front panel, the same type of box could attract robins, pied wagtails or wrens to nest. Spotted flycatchers prefer an even shallower, open-fronted box.

Softwood boxes (such as pine) can be treated with water-based wood preservatives, such as Forecguard or Sodeol, apply only to the outside of the box, and not around the entrance hole. Whenever you use, make sure the box dries and air thoroughly before putting it up.

PLEASE DO NOT use chemicals like wood preservatives without an adult - they can be dangerous.

[rspb.org.uk/youth](http://rspb.org.uk/youth)  
320-05541-13-14



Scale: 1:100 @ A1 Date: March 2019 Drawn: Craig Harrison

Drawing Title: Protected Species Site Plan

Client: MTH Projects (Harrison)  
Job Title: Proposed Dwellings  
Location: Malor Brook

Schwegler 1FR Bat Tube

Dimensions:  
H 475 x W 200 x D 125 mm  
Entrance W 150 x D 20mm  
Weight: 9.54kg

SUNDERLAND PEACOCK ARCHITECTS  
SUNDERLAND PEACOCK ARCHITECTS LTD  
LAKESHORE, 607-200, CATHEDRAL  
T 0191 423 179 F 0191 423 1728  
www.sunderlandpeacock.co.uk



5766 - PC06