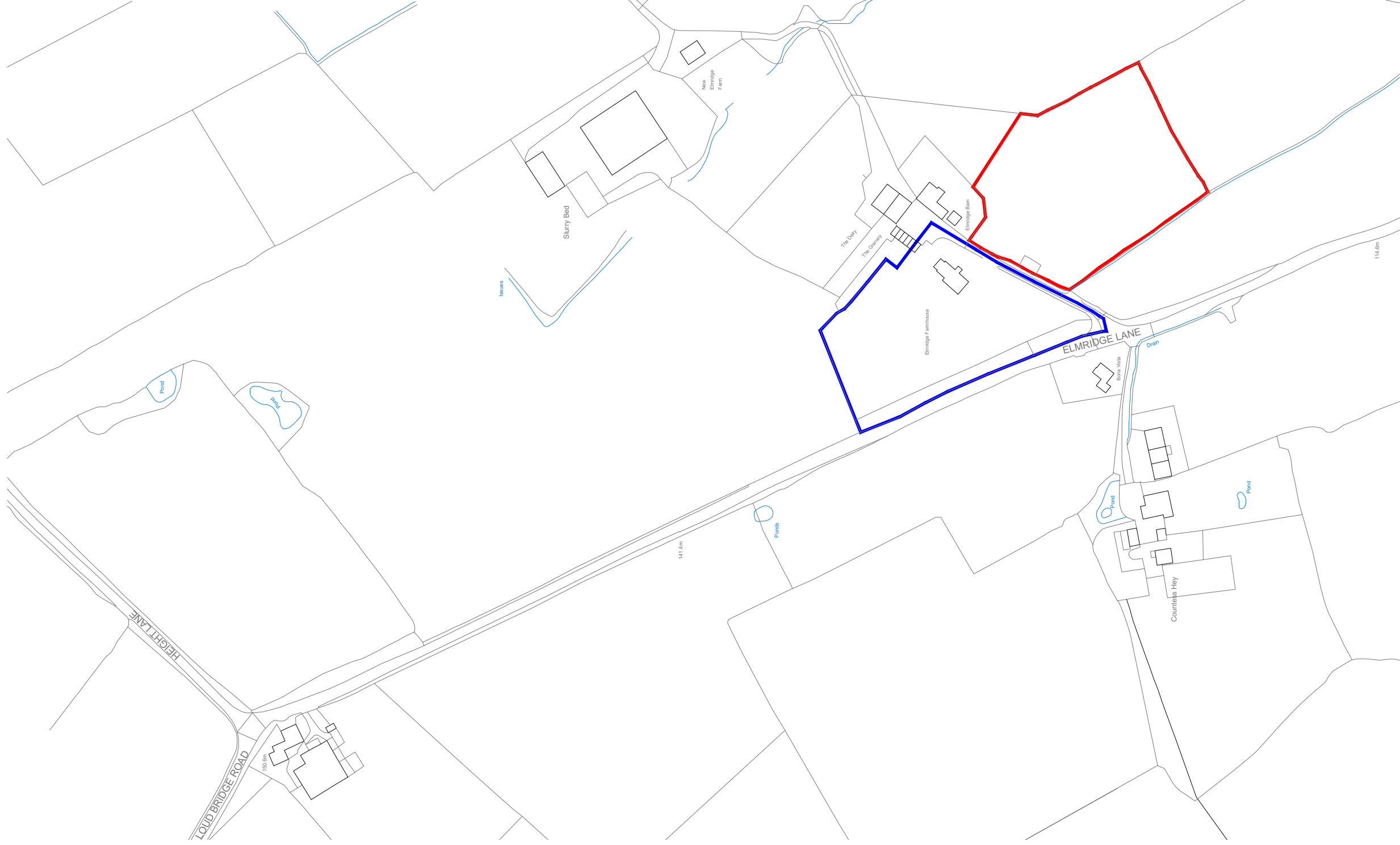
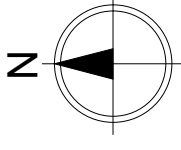


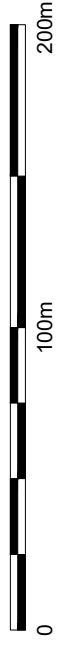
NOTES

This drawing is to be read in conjunction with all related project drawings. Do not scale from this drawing. All dimensions are to be checked and verified on site prior to commencing any works or other detailed drawings. Studio91 Architecture are to be made aware immediately of any discrepancies.

This drawing along with all the designs and proposals indicated are copyright and remain the property of Studio91 Architecture.



©Crown Copyright and database rights 2019 OS 100019980



SCALE 1:2500

REV	DATE	DESCRIPTION	BY	CHD
AMENDMENTS				

STATUS:

PLANNING



T: 01274 974596
 E: info@studio91architecture.co.uk
 W: www.studio91architecture.co.uk

CLIENT:

Mr & Mrs Taylor

SITE:
**Elmridge Farm, Elmridge Lane,
 Chipping, PR3 2NY**

PROPOSAL:
**Proposed Equestrian/Agricultural
 Facilities at Elmridge Farm**

TITLE:

Location Plan

PROJECT NO:	DRAWING NO:	REVISION:
2019-1021	P-100	#
SCALE AT A3: 1:2500	DATE: July 2019	DRAWN: SPN