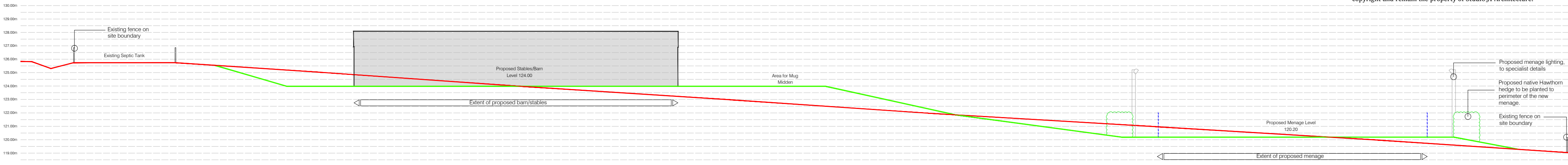
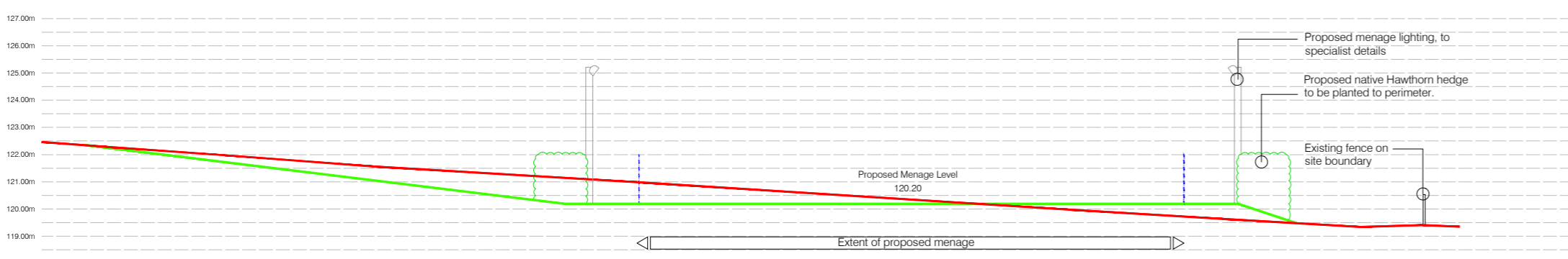


NOTES

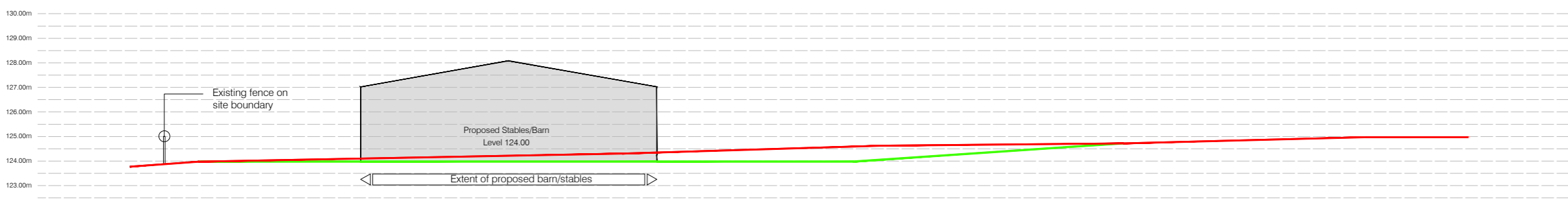
This drawing is to be read in conjunction with all related project drawings. Do not scale from this drawing. All dimensions are to be checked and verified on site prior to commencing any works or other detailed drawings. Studio91 Architecture are to be made aware immediately of any discrepancies. This drawing along with all the designs and proposals indicated are copyright and remain the property of Studio91 Architecture.



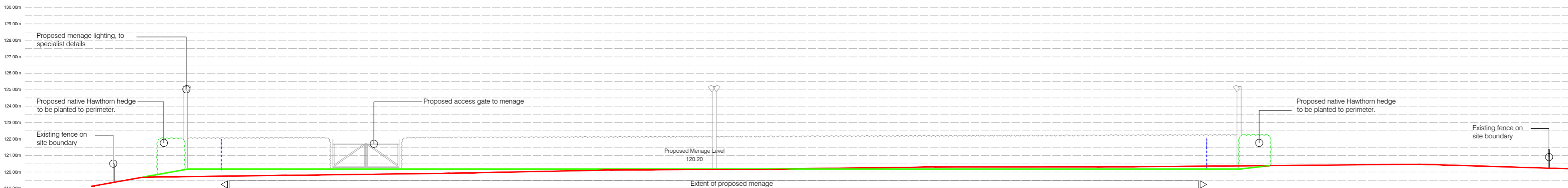
Section A-A
Scale 1:200



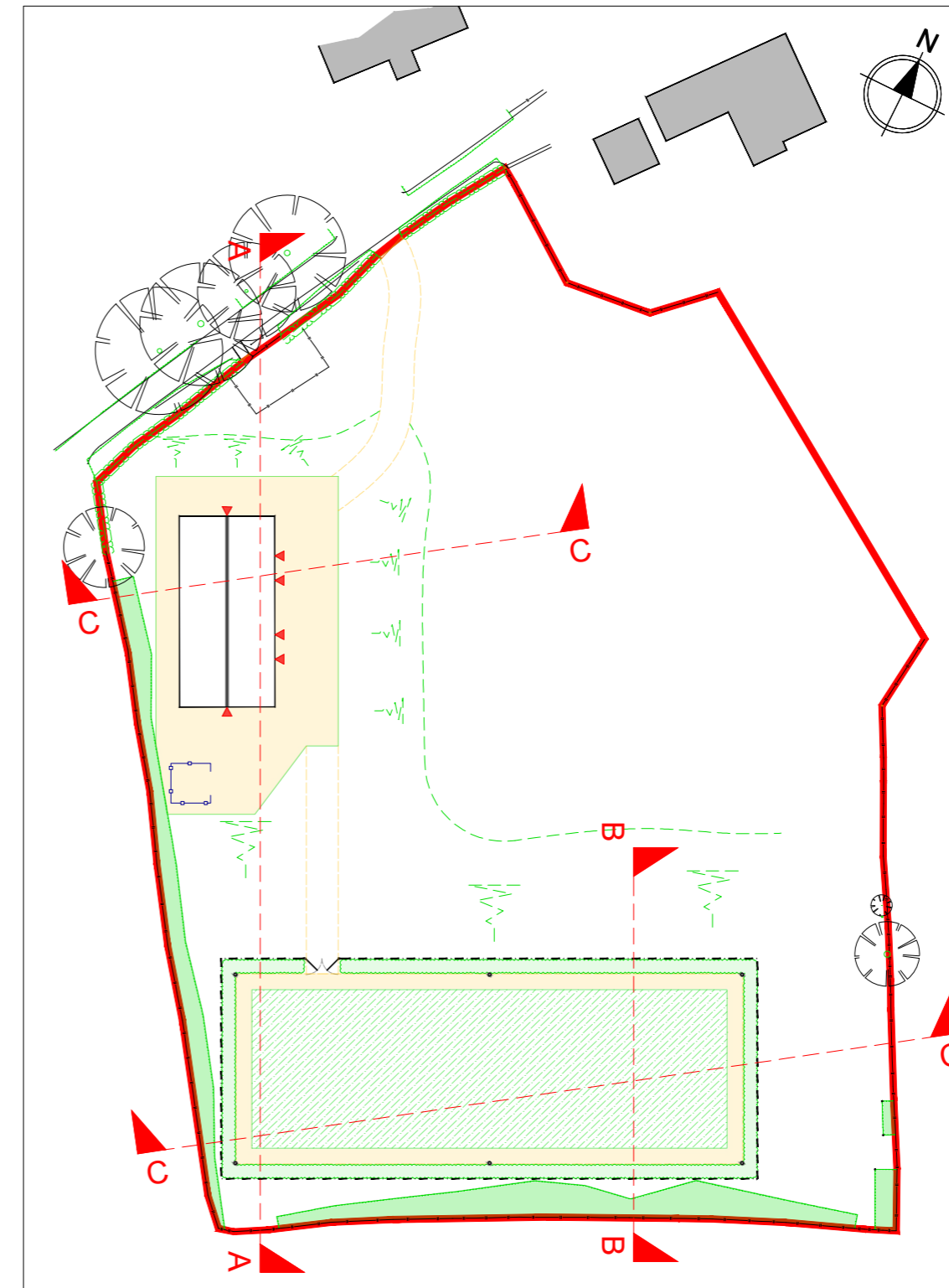
Section B-B
Scale 1:200



Section C-C
Scale 1:200





Section D-D
Scale 1:200



Proposed Site Layout
Not to Scale

Legend

-  Existing ground levels
-  Proposed ground levels



SCALE 1:200

A 27.08.19 Sections updated as per client request SPN

REV	DATE	DESCRIPTION	BY	CHD
AMENDMENTS				

STATUS: **PLANNING**



T:01274 974596
E:info@studio91architecture.co.uk
W:www.studio91architecture.co.uk

CLIENT:
Mr & Mrs Taylor

SITE:
**Elmridge Farm, Elmridge Lane,
Chipping, PR3 2NY**

PROPOSAL:
**Proposed Equestrian/Agricultural
Facilities at Elmridge Farm**

TITLE:
Proposed Site Sections

PROJECT NO:	DRAWING NO:	REVISION:
2019-1021	P-106	A
SCALE AT A2: 1:200	DATE: July 2019	DRAWN: SPN