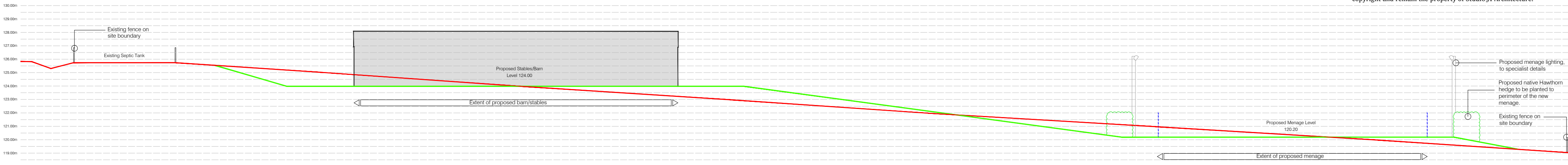
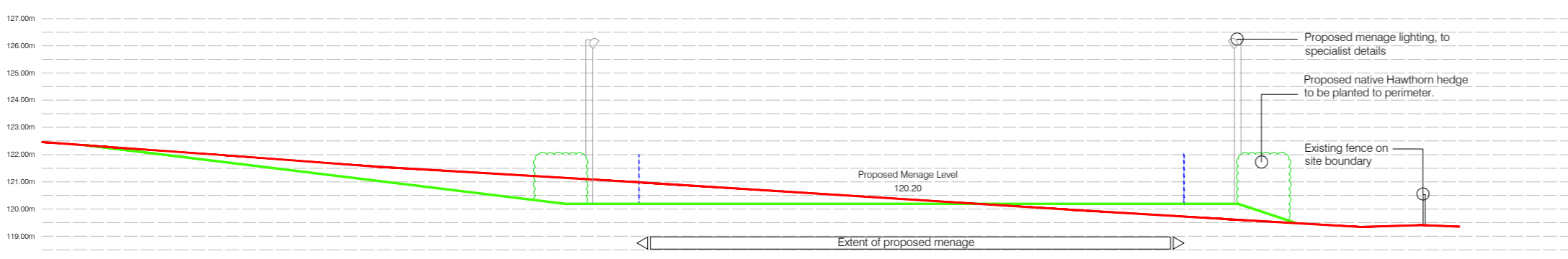


**NOTES**

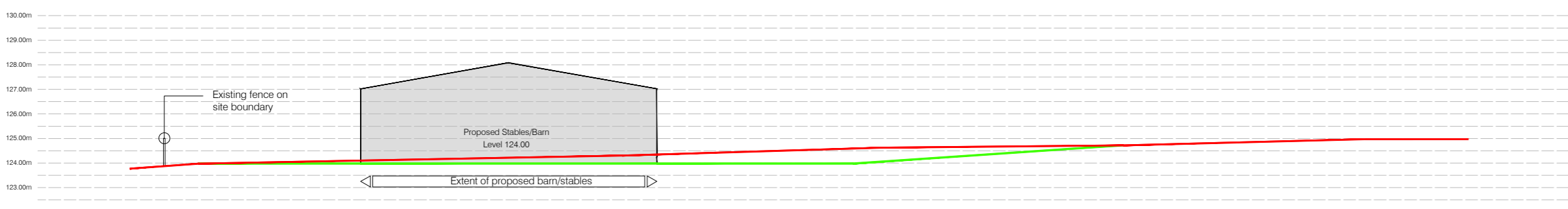
This drawing is to be read in conjunction with all related project drawings. Do not scale from this drawing. All dimensions are to be checked and verified on site prior to commencing any works or other detailed drawings. Studio91 Architecture are to be made aware immediately of any discrepancies. This drawing along with all the designs and proposals indicated are copyright and remain the property of Studio91 Architecture.



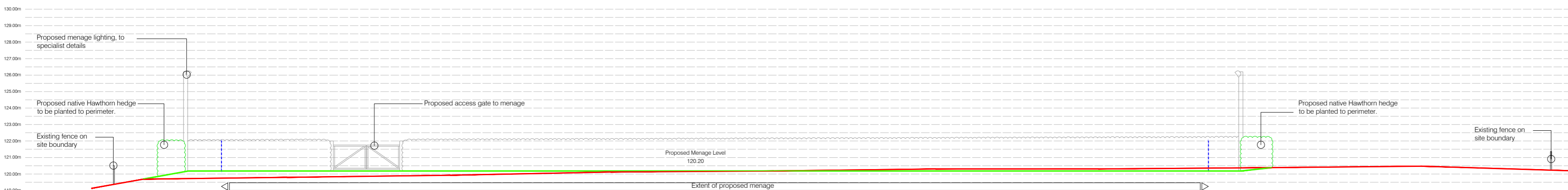
**Section A-A**  
Scale 1:200



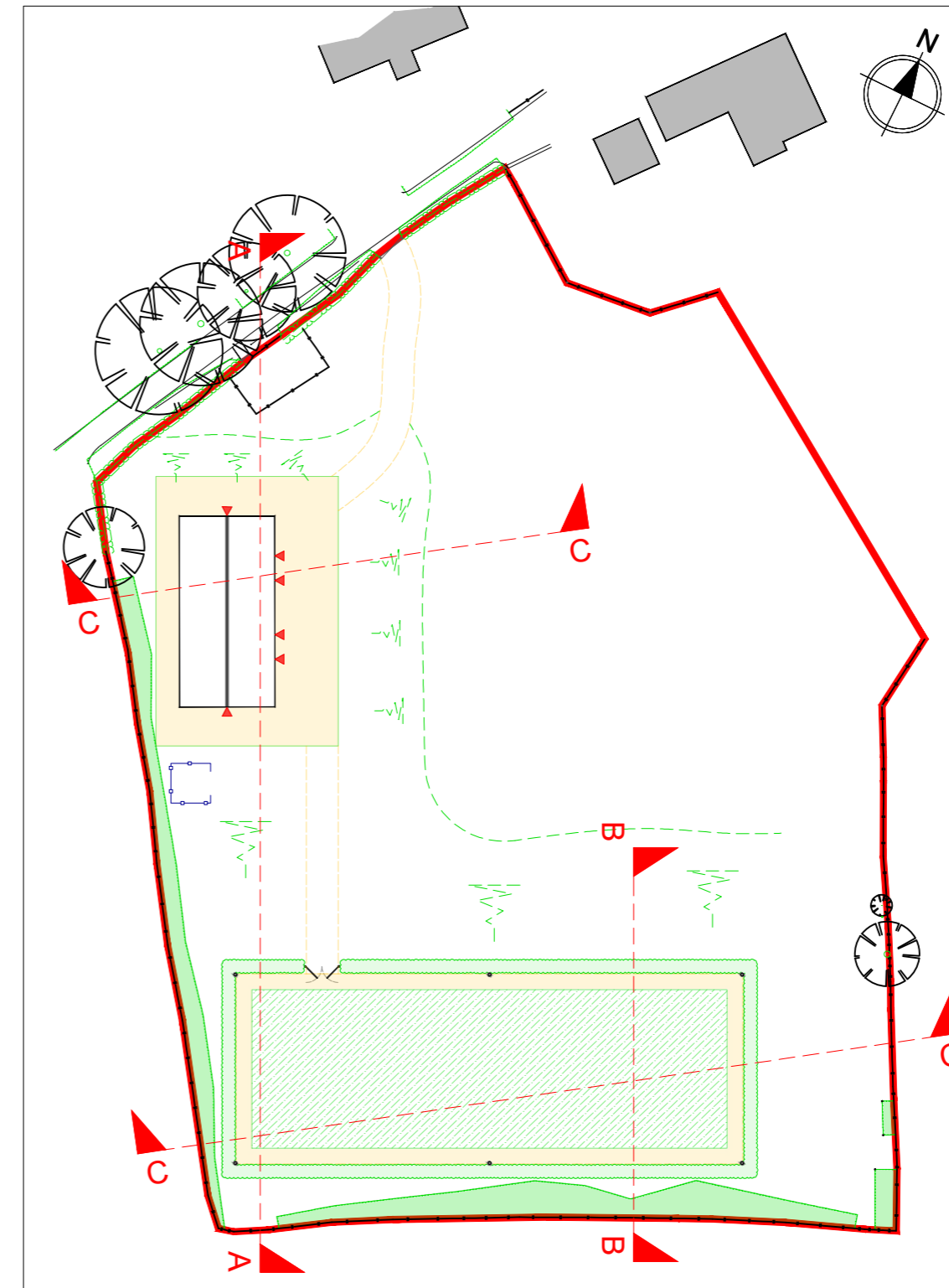
**Section B-B**  
Scale 1:200



**Section C-C**  
Scale 1:200





**Section D-D**  
Scale 1:200



**Proposed Site Layout**  
Not to Scale

**Legend**

-  Existing ground levels
-  Proposed ground levels



REV	DATE	DESCRIPTION	BY	CHD
<b>AMENDMENTS</b>				

STATUS: **PLANNING**



T:01274 974596  
E:info@studio91architecture.co.uk  
W:www.studio91architecture.co.uk

CLIENT:  
**Mr & Mrs Taylor**

SITE:  
**Elmridge Farm, Elmridge Lane,  
Chipping, PR3 2NY**

PROPOSAL:  
**Proposed Equestrian/Agricultural  
Facilities at Elmridge Farm**

Proposed Site Sections		
PROJECT NO:	DRAWING NO:	REVISION:
2019-1021	P-106	#
SCALE AT A2: 1:200	DATE: July 2019	DRAWN: SPN