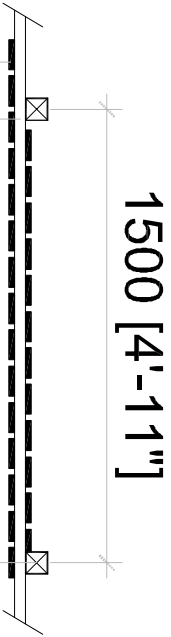



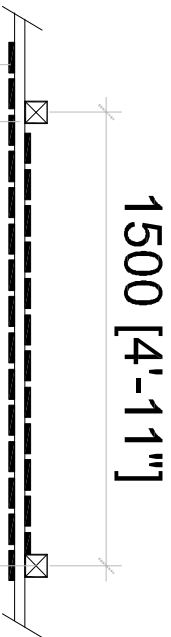
SITE ENTRANCE DETAIL 1:50




75mm X 75mm timber posts @ 1.5m cts
3No 90mm X 35mm timber rails (1800mm high)
2No 90mm X 35mm timber rails (1200mm high)
100mm X 19mm timber boards with a 20mm gap



1.8M AND HIGH CLOSE BOARDED FENCE 1:25



75mm X 75mm timber posts @ 1.5m cts
2No 90mm X 35mm timber rails (1200mm high)
2No 90mm X 35mm timber rails (1200mm high)
100mm X 19mm timber boards with a 20mm gap



1.2M HIGH CLOSE BOARDED FENCE 1:25

Revision	Description	Date
	CLIENT	

beck
developments

PROJECT
Proposed development at
Mearley Croft, off Woone Lane,
Clitheroe

DRAWING

ENCLOSURE DETAILS

SCALE	DATE
1:50/25 @ A3	JAN 2020
DRAWING NUMBER	REVISION
7025/P/1011	-

green square architecture

Green Square Architecture Ltd

The Tap

2 Kingsway,

Clitheroe,

WAL4 1ET

T: +44 (0) 161 941 3080

E: info@greensquarearchitecture.com