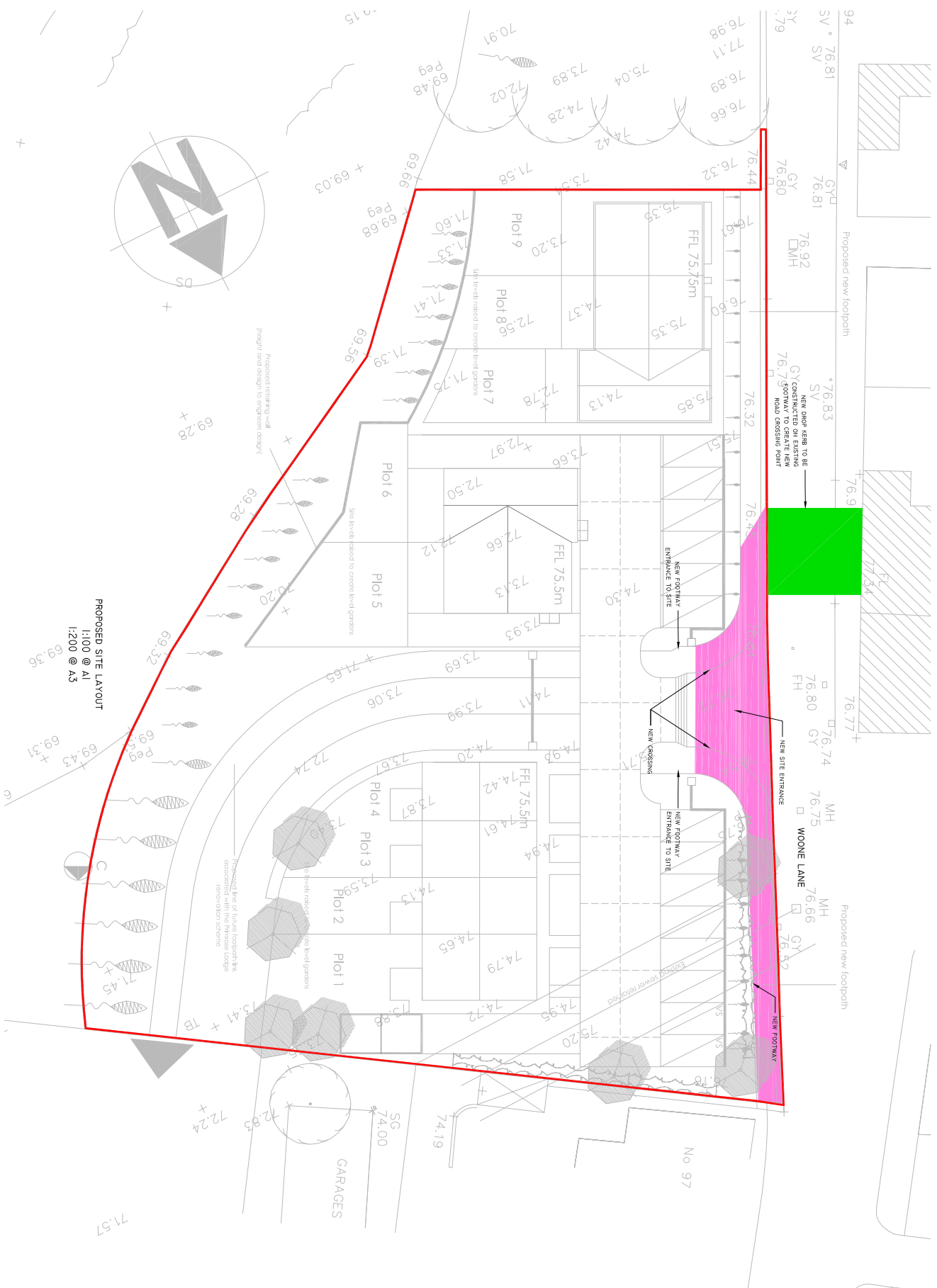





- NOTES:
1. THIS DRAWING IS COPYRIGHT AND THE PROPERTY OF BELL, HOWARD CONSULTING LTD. THE DRAWING MUST NOT BE REPRODUCED IN ANY MANNER WITHOUT THE WRITTEN AUTHORITY.
 2. THIS DRAWING MUST NOT BE SCALED BY EITHER CONTRACTORS OR OTHER CONSULTANTS ANY DIMENSIONAL OR SETTING - OUT DISCREPANCIES ARE TO BE REPORTED TO BELL, HOWARD CONSULTING PRIOR TO CONSTRUCTION / FABRICATION COMMENCING.
 3. THIS DRAWING MUST BE READ IN CONJUNCTION WITH THE RELEVANT BHC SPECIFICATIONS TOGETHER WITH THE APPROPRIATE ARCHITECTS AND SERVICES CONSULTANTS DRAWINGS AND SPECIFICATIONS.
 4. ALL PRECAST CONCRETE KERBS AND GUARDRAILS SHALL BE TO DTD SPEC. CLAUSE 10.1.8, BS1263, IN PREFERRED CONCRETE WITH HARDBONE AGGREGATE.
 5. TYPE A DROPPED KERBS ON RADII OF LESS THAN 12000 SHALL BE 125 X 150 THICKNESS OF THE APPROPRIATE RADIUS LAID TO 25 OF 6 GRAIN, AND TRANSITION RADII 25 X 625 X 125 TO 25 OF 6 GRAIN. ALL DROPPED KERBS TO BE CUT TO FIT. TRANSITION KERBS TO BE PROVIDED EITHER SIDE OF DROPPED KERBS.
 6. MINIMUM LENGTH OF KERB TO BE 4.50M
 7. HANDLING AND LAYING OF KERBS AND CHANNELS - THE CONTRACTOR SHALL AVOID THE NECESSITY OF HANDLING CHANNELS USING PUMPHO MADE MECHANICAL LIFTING EQUIPMENT FOR THEIR HANDLING, LIFTING AND LAYING
 8. ALL TRAFFIC SIGNS TO COMPLY WITH BS873 AND TO BE IN ACCORDANCE WITH TRAFFIC SIGN REGULATIONS AND GENERAL DIRECTIONS 1994.
 9. ALL CARAVANWAY MARKINGS SHALL CONFORM TO THE REQUIREMENTS OF TRAFFIC SIGN REGULATIONS AND GENERAL DIRECTIONS 1994.



-  DENOTES EXISTING HIGHWAY LAND UPON WHICH WORKS ARE TO BE CARRIED OUT
 DENOTES PRIVATE LAND UPON WHICH WORKS ARE TO BE CARRIED OUT AND WHICH WILL BE DEDICATED TO BECOME PART OF THE PUBLIC HIGHWAY
 DENOTES APPLICATION BOUNDARY

NOTE:- ALL SIGNAGE AND TRAFFIC REGULATION MEASURES ARE TO BE IN PLACE PRIOR TO FIRST OCCUPATION OF ANY DWELLINGS ON THE SITE

FINISHES TBC BY ARCHITECT

SEE J4.155 HW01 FOR LEVELS

SEE DRAWING J4.155 HW04 FOR ROAD BUILD UP DETAILS

A	ARGUMENT UPDATED TO SUIT NEW SITE LAYOUT	18.12.79	JW
..	INITIAL ISSUE	01.01.00	BY
REV	COMMENTS	DATE	BY

BMC
BELL MUNRO
CONSULTING LTD

CONSULTING CIVIL & STRUCTURAL ENGINEERS
TURNING HOUSE
5 ARCHWAY
MANCHESTER
M15 5RL
TEL: 0161 2098032
FAX: 0161 2098033
EMAIL: CONSULTING@BELLMUNRO.CO.UK
WWW.BELLMUNRO.CO.UK

BECK DEVELOPMENTS

MEARLEY CROFT, CLITHEROE

SECTION 278 WORKS - LEGAL PLAN

DESIGN: JH	DRAWN BY: CM	SCALE: 1:100	DATE: 07/16
DRAWING NUMBER: J4155 HW02			REVISION: A