

Deviating from these drawings without consultation and/or agreement with the employer is unacceptable. This drawing is indicative and exact dimensions should be checked and confirmed on site by the nominated contractor or competent person's prior to commencement of building works. All drawings and dimensions shall be verified by the relevant contractor's on site prior to commencement of any works, ordering of materials or setting out. Any discrepancies should be reported in writing to SDA Architecture Ltd.

Do not scale from this drawing unless trained to use a scale ruler - only work from written and checked dimensions. This drawing is the property of SDA Architecture Ltd and copyright reserved by them. This drawing is not to be used, copied or disclosed by or to any unauthorised persons without prior written authorisation consent from SDA Architecture Ltd.

DO NOT PROCEED WORKS IN THE EVENT OF A DRAWING DISCREPANCY

For all structural aspects please refer to Structural Engineers project information and cross reference all drawings, details and calculations with the architectural drawing prior to commencement of building works.

SDA Architecture Ltd is a trading name of Style Design and Architecture Ltd and holds no responsibility or liability for any works carried out on site.
DO NOT SCALE ONLY USE DIMENSIONS SHOWN

Project Information:

Client: Chatburn Developments Ltd - Paul MacMahon
 Project Title: Demolition and Rebuild of Existing Dwelling and Erection of New Additional Dwelling
 Project Address: Glencroft, Pendle Avenue, Chatburn, Clitheroe, Lancashire, BB7 4JX.
 Project Stage: Planning Permission
 Date of Drawing: 23.07.2019

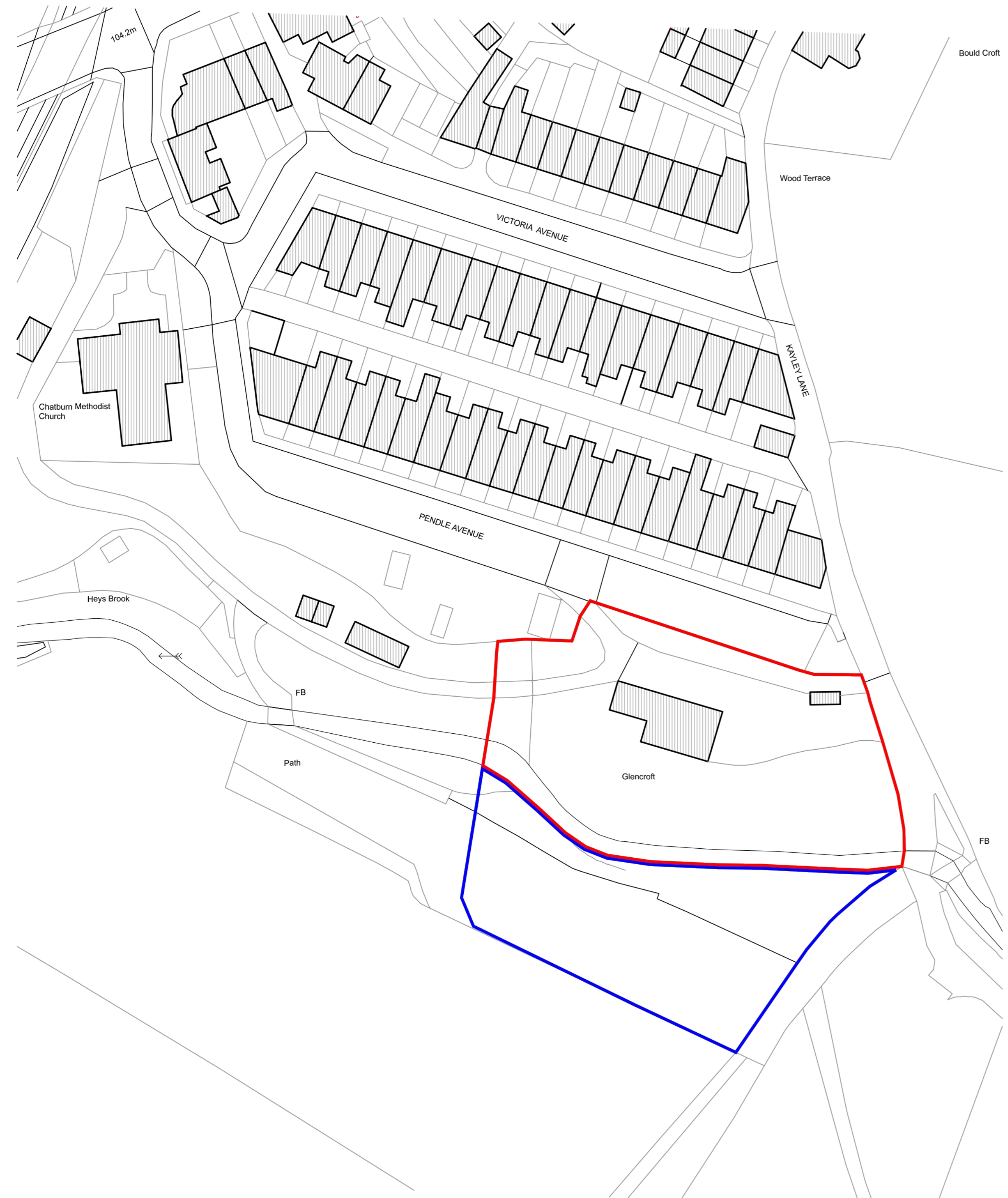
Drawn By: LC
 Checked By: JP
 Drawing Sheet Size: A1 (841 x 594)
 Drawing Scale: As Indicated on drawing
 Site Area Hectare:
 Extension Area CIL (m²): -

Site Location Plans, as Existing and Proposed

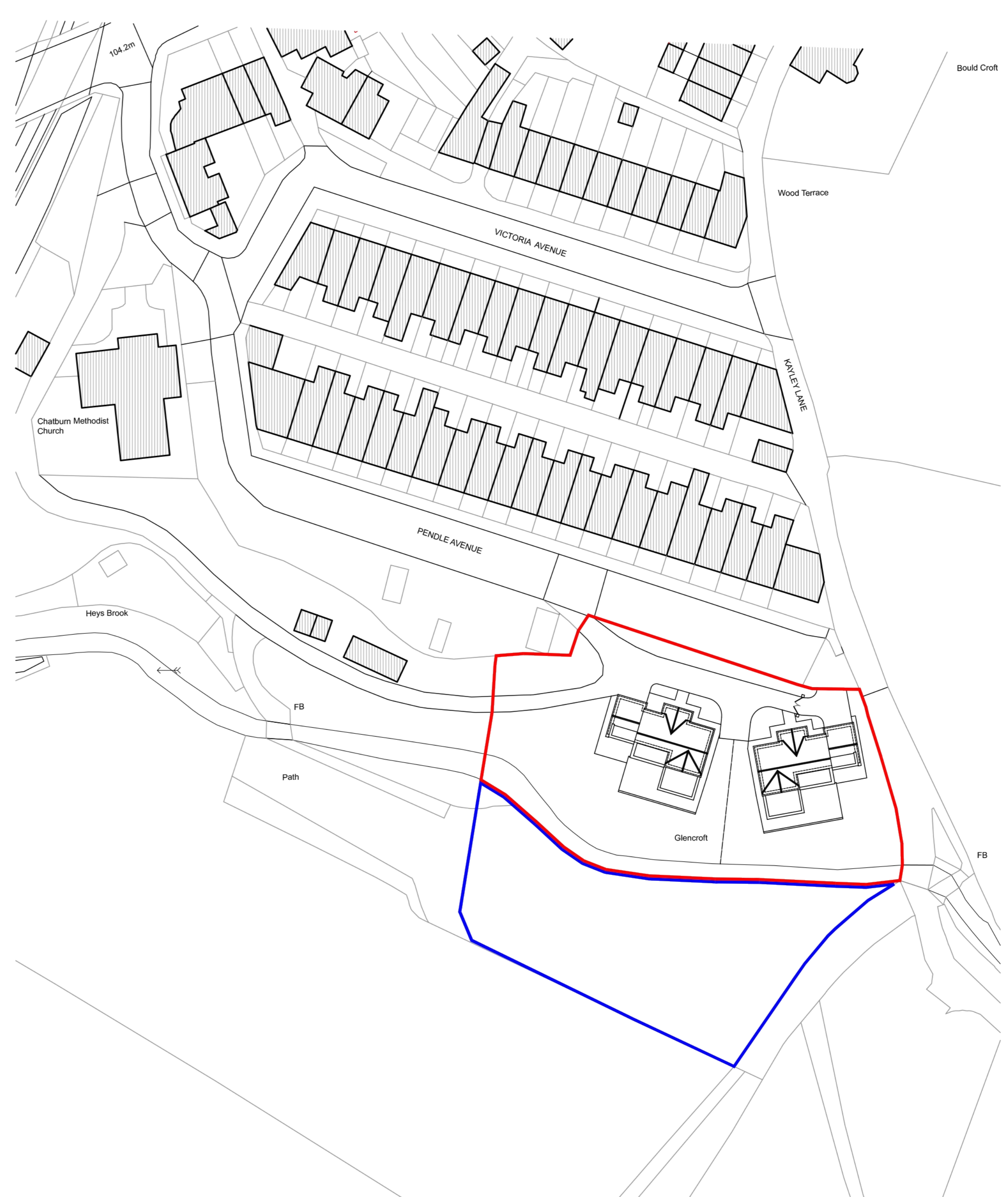
| Project Number: | Drawing Number: | Revision: |
|-----------------|-----------------|-----------|
| 0344 | (S)2-03-PP | - |

Drawing Registry

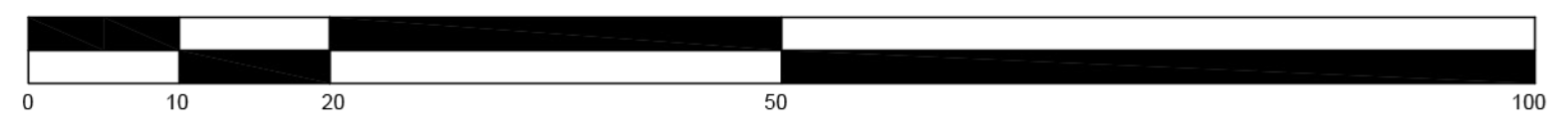
| Rev. | Date | Description | Author |
|------|------|-------------|--------|
| - | - | - | - |



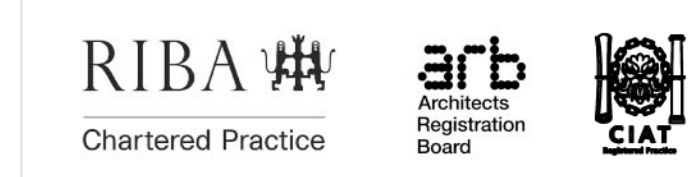
NORTH
 Site Location Plan as Existing
 Scale 1:500



NORTH
 Site Location Plan as Proposed
 Scale 1:500



SCALE BAR 1:500



Head Office: Jubilee House - 28 Queens Road - Cheltenham - Gloucestershire - GL51 1JZ
 Tel: 01297 441111 Fax: 01297 441112 Email: info@studiosda.co.uk
 Company Registration: 0251897 - 101 Registration: 183 9665 03
 Copyright © 2019 Style Design & Architecture Ltd. All Rights Reserved