

For office use only

Application No. 3/2020/0523

Date received

Fee paid £

Receipt No:

**Application for tree works: works to trees subject to a tree preservation order (TPO)  
and/or notification of proposed works to trees in a conservation area.**

## Town and Country Planning Act 1990

You can complete and submit this form electronically via the Planning Portal by visiting [www.planningportal.gov.uk/apply](http://www.planningportal.gov.uk/apply)

### Publication of applications on planning authority websites

Please note that the information provided on this application form and in supporting documents may be published on the Authority's website. If you require any further clarification, please contact the Authority's planning department.

Please complete using block capitals and black ink.

You must use this form if you are applying for work to trees protected by a tree preservation order (TPO). (You may also use it to give notice of works to trees in a conservation area).

It is important that you read the accompanying guidance notes before filling in the form. Without the correct information, your application / notice cannot proceed.

### 1. Applicant Name and Address

Title:  First name:

Last name:

Company (optional):

Unit:  House number:  House suffix:

House name:

Address 1:

Address 2:

Address 3:

Town:

County:

Country:

Postcode:

### 2. Agent Name and Address

Title:  Mr First name:  JAMES

Last name:  PICKERING

Company (optional):  Forestry & Grounds.

Unit:  House number:  House suffix:

House name:  "By the Way"

Address 1:  Hollins lane

Address 2:  Forton

Address 3:

Town:  Preston

County:  LANC S

Country:  England

Postcode:  PR3 0AA

3. Trees Location

all trees stand at the address shown in Question 1, go to Question 4. Otherwise, please provide the full address/location of the site where the tree(s) stand (including full postcode where available)

Init: ☐ House number: ☐ House suffix: ☐

House name: Muske Cottage.

Address 1: Sawley

Address 2: Clithorne

Address 3:

Town:

County: LANCs

Postcode (if known): BB7 4LE

If the location is unclear or there is not a full postal address, either describe as clearly as possible where it is (for example, 'Land to the rear of 12 to 18 High Street' or 'Woodland adjoining Elm Road') or provide an Ordnance Survey grid reference:

Description:

Trees located in rear garden. next to Public house.

5. What Are You Applying For?

Are you seeking consent for works to tree(s) subject to a TPO? ☐ Yes ☐ No

Are you wishing to carry out works to tree(s) in a conservation area? ☒ Yes ☐ No

6. Identification Of Tree(s) And Description Of Works

Please identify the tree(s) and provide a full and clear specification of the works you want to carry out. Continue on a separate sheet if necessary. You might find it useful to contact an arborist (tree surgeon) for help with defining appropriate work. Where trees are protected by a TPO, please number them as shown in the First Schedule to the TPO where this is available. Use the same numbers on your sketch plan (see guidance notes).

Please provide the following information below : tree species (and the number used on the sketch plan) and description of works. Where trees are protected by a TPO you must also provide reasons for the work and, where trees are being felled, please give your proposals for planting replacement trees (including quantity, species, position and size) or reasons for not wanting to replant.  
E.g. Oak (T3) - fell because of excessive shading and low amenity value. Replant with 1 standard ash in the same place.

- ① Cherry : Fell, ~~the~~ Close proximity to house roots causing heave (See Pic's)
- ② Crown lift conifers to 5m, (causing excessive shading/low amenity value)

4. Trees Ownership

Is the applicant the owner of the tree(s): ☐ Yes ☐ No  
If 'No' please provide the address of the owner (if known and if different from the trees location)

Title: Mrs First name: Justine

Last name: Williams

Company (optional):

Unit: ☐ House number: ☐ House suffix: ☐

House name: Muske Cottage

Address 1: Sawley

Address 2: Clithorne

Address 3:

Town:

County:

Country:

Postcode: BB7 4LE

Telephone numbers

Country code: National number: Extension number:

Country cod

Country cod

Email address:

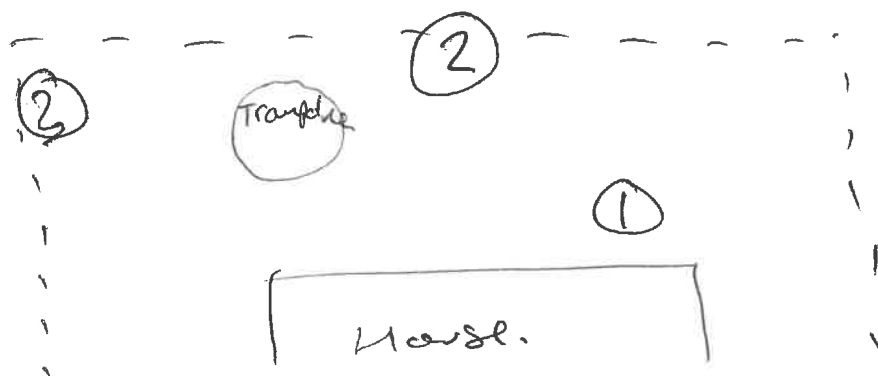
6. Tree Pr

If you know below.

ber

## 7. Identification Of Tree(s) And Description Of Works continued ...

③ Leelandi (Fell) in corner - excessive shading  
low amenity value.



## 8. Trees - Additional Information

Additional information may be attached to electronic communications or provided separately in paper format.

### For all trees

A sketch plan clearly showing the position of trees listed in Question 7 must be provided when applying for works to trees covered by a TPO. A sketch plan is also advised when notifying the LPA of works to trees in a conservation area (see guidance notes). It would also be helpful if you provided details of any advice given on site by an LPA officer.

### For works to trees covered by a TPO

Please indicate whether the reasons for carrying out the proposed works include any of the following. If so, your application must be accompanied by the necessary evidence to support your proposals. (See guidance notes for further details)

1. **Condition of the tree(s)** - e.g. it is diseased or you have fears that it might break or fall:

If YES, you are required to provide written arboricultural advice or other diagnostic information from an appropriate expert.

☐ Yes

☒ No

2. **Alleged damage to property** - e.g. subsidence or damage to drains or drives.

If YES, you are required to provide for:

☐ Yes

☐ No

#### *Subsidence*

A report by an engineer or surveyor, to include a description of damage, vegetation, monitoring data, soil, roots and repair proposals. Also a report from an arboriculturist to support the tree work proposals.

#### *Other structural damage* (e.g. drains, walls and hard surfaces)

Written technical evidence from an appropriate expert, including description of damage and possible solutions.

### Documents and plans (for any tree)

Are you providing separate information (e.g. an additional schedule of work for Question 7)?

☒ Yes

☐ No

If YES, please provide the reference numbers of plans, documents, professional reports, photographs etc in support of your application. If they are being provided separately from this form, please detail how they are being submitted.

Photos. included.

I. Authority Employee / Member

Vith respect to the Authority, I am:

- a) a member of staff (c) related to a member of staff  
b) an elected member (d) related to an elected member

Do any of these statements apply to you?

☐ Yes

☐ No

f Yes, please provide details of the name, relationship and role

0. Application For Tree Works - Checklist

Only one copy of the application form and additional information (Question 8) is required. Please use the guidance and this checklist to make sure that this form has been completed correctly and that all relevant information is submitted. Please note that failure to supply precise and detailed information may result in your application being rejected or delayed. You do not need to fill out this section, but it may help you to submit a valid form.

Sketch Plan

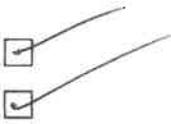
- A sketch plan showing the location of all trees (see Question 8)



For all trees

(see Question 7)

- Clear identification of the trees concerned
- A full and clear specification of the works to be carried out

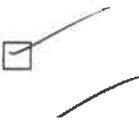


For works to trees protected by a TPO

(see Question 7)

Have you:

- stated reasons for the proposed works?
- provided evidence in support of the stated reasons? in particular:
  - if your reasons relate to the condition of the tree(s) - written appropriate expert
  - if you are alleging subsidence damage - a report by an architect and one from an arboriculturist.
  - in respect of other structural damage - written technical
- included all other information listed in Question 8?



1. Declaration - Trees

I/we hereby apply for planning permission/consent as described in this form. I/we confirm that, to the best of my/our knowledge, any false information given is the genuine opinions of the person(s) giving them.  
Signed - Applicant:

Additional information given are the

Date (DD/MM/YYYY):

22/6/20

(This date must not be before the date of sending or hand-delivery of the form)

2. Applicant Contact Details

Telephone numbers

|                      |                           |                      |
|----------------------|---------------------------|----------------------|
| Country code:        | National number:          | Extension number:    |
| <input type="text"/> | <input type="text"/>      | <input type="text"/> |
| Country code:        | Mobile number (optional): |                      |
| <input type="text"/> | <input type="text"/>      |                      |
| Country code:        | Fax number (optional):    |                      |
| <input type="text"/> | <input type="text"/>      |                      |

Email address (optional):

13. Agent Contact Details

Telephone numbers

|                      |                           |                      |
|----------------------|---------------------------|----------------------|
| Country code:        | National number:          | Extension number:    |
| <input type="text"/> | <input type="text"/>      | <input type="text"/> |
| Country code:        | Mobile number (optional): |                      |
| <input type="text"/> | 07815 097070              |                      |
| Country code:        | Fax number (optional):    |                      |
| <input type="text"/> | <input type="text"/>      |                      |

Email address (optional):

Electronic communication - If you submit this form by fax or e-mail the LPA may communicate with you in the same manner. Please see guidance notes)