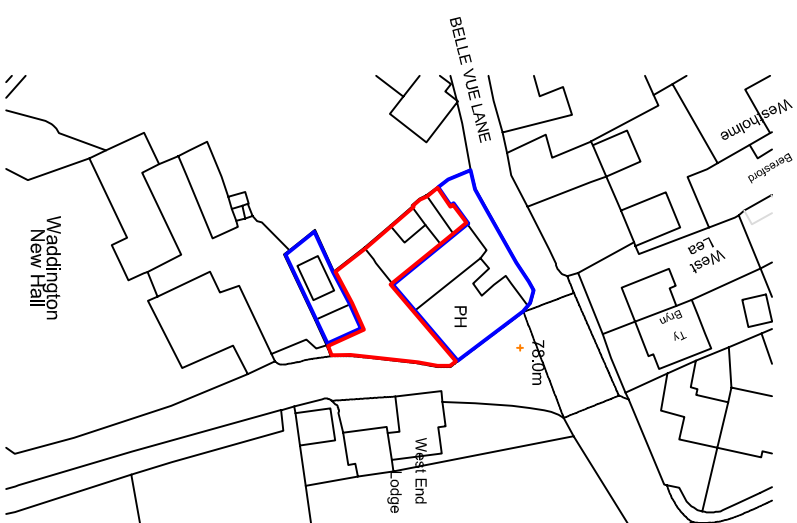
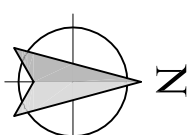
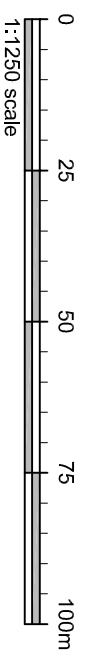


This drawing is to be read in conjunction with all relevant Architect, consultants' and specialist's drawings and specifications. The Architect is to be notified of any discrepancies before proceeding. Do not scale from this drawing. All dimensions and levels are to be checked on site. This drawing is subject to copyright. All work carried out before Planning and Building Permission has been granted is at the contractor/clients risk. Note: proposed drawing based on OS Aerial information. All illustrated dimensions are approximate and all site dimensions are to be checked on site and subject to site survey.



LOCATION PLAN SCALE 1:1250



Client
The Lower Buck Lodgings

Job Title
Proposed Alterations to an Existing Outbuilding at The Lower Buck Inn, Edistord Road, Waddington

Scale	Date	Drawn
1:1250@ A4	June 2020	BT

Drawing Title
Location Plan

SUNDERLAND PEACOCK ARCHITECTS
SUNDERLAND PEACOCK & ASSOCIATES LTD.
LAWRENCE, 188/190, CLIFTON
T 01220 423178 F 01203 427268
E info@sunderlandpeacock.com
W www.sunderlandpeacock.com



6067 -LP

REV